



# sink and tap collection



# quality you can bank on

## introducing the River sink and tap collection

Rivers were once considered an invaluable lifeline. They provided the water we needed to drink, cook and clean. It's why we're proud to introduce a collection of beautifully practical sinks and taps directly inspired by the world's most famous waterways.

Each sink and tap is named after the river that most closely reflects its unique character and design. From the no-nonsense Wye and dramatic glass-topped Dane, to the fittingly grand Thames, our designers have channelled their passion and expertise to create a collection that truly stands out in terms of style, durability and innovation.

[riversinksandtaps.co.uk](https://riversinksandtaps.co.uk)





**river**  
collection

# contents

## stainless steel inset sinks

Ribble .....	06	Clun .....	09
Wye .....	06	Tamar .....	10
Stour .....	07	Clyde .....	10
Humber .....	07	Mite .....	10
Mersey .....	07	Nene .....	11
Don .....	08	Avon .....	11
Eden .....	08	Tyne .....	12
Medway .....	08	Ock .....	12
Yarrow .....	09	Slea .....	12
Medlock .....	09		

## stainless steel glass / inset sinks

Fender .....	17	Dane .....	17
--------------	----	------------	----

## stainless steel undermount / inset sinks

Aire .....	20	Tay .....	21
Ure .....	20	Bann .....	21
Dee .....	21		

## stainless steel undermount sinks

Trent .....	24	Esk .....	26
Derwent .....	24	Weaver .....	26
Colne .....	25	Twiss .....	26
Brett .....	25		

## granite inset sinks

Winster .....	30	Wraysbury .....	30
Lymington .....	30		

## granite undermount / inset sinks

Ouse .....	34	Thames .....	34
Servern .....	34		

## ceramic sinks

Bailey .....	38	Webburn .....	40
Lagan .....	38	Liffey .....	41
Witham .....	38	Dovey .....	41
Ashburn .....	40		

## solid surface sinks

Amur .....	44	Hai .....	47
Angara .....	44	Han .....	47
Argun .....	44	Hari .....	47
Aras .....	45	Litani .....	48
Salween .....	45	Kuni .....	48
Sutlej .....	46	Karun .....	49
Sakarya .....	46	Kaveri .....	49
Sefid .....	46	Kelani .....	49

## taps and accessories

Lena .....	53	Garone .....	57
Loire .....	53	Mures .....	57
Vechte .....	53	Oka .....	58
Maronne .....	53	Driester .....	58
Havel .....	54	Belaya .....	59
Regen .....	54	Seine .....	59
Rega .....	55	Dnieper .....	59
Rhone .....	55	Douro .....	59
Moselle .....	55	Amanzi .....	61
Volga .....	55	Chopping Board .....	62
Sevron .....	56	Folding Draining Mat .....	62
Vologne .....	56	Waste Tidy .....	62
Lede .....	56	Plumbing Kits .....	62
Douze .....	56		

Warranty, care and maintenance and after sales .....	64
--	----



# stainless steel inset sinks

---

Unmistakably sleek and undeniably tough, our stainless steel inset sinks have been designed to perfectly complement your existing kitchen appliances. Manufactured from highly durable 304 grade stainless steel, the newly expanded range includes a host of options to suit every kitchen and budget.



satin  
steel



brushed  
steel



# stainless steel inset sinks

EDEN SINGLE BOWL SINK AND DRAINER SHOWN WITH A REGA CHROME TAP

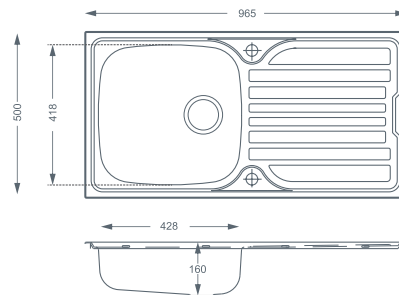




## Single Bowl Sink and Drainer Ribble



brushed  
steel



Overall Size: 965mm x 500mm  
Main Bowl Depth: 160mm

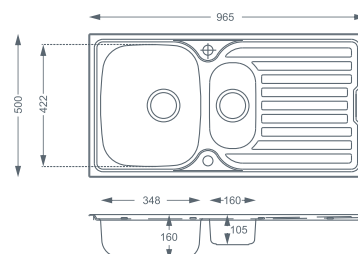
lifetime  
warranty

- Reversible drainer design, ss304 (0.5mm) steel
- Supplied complete with waste, round overflow and fitting clips
- Minimum cabinet width required 500mm, Waste disposal compatible
- Uses UKH039 plumbing kit (see page 62)
- Available in Brushed Steel

## One and a Half Bowl Sink and Drainer Wye



brushed  
steel



Overall Size: 965mm x 500mm  
Main Bowl Depth: 160mm  
Half Bowl Depth: 105mm

lifetime  
warranty

- Reversible drainer design, ss304 (0.5mm) steel
- Supplied complete with wastes, round overflow and fitting clips
- Minimum cabinet width required 600mm, Waste disposal compatible
- Uses UKH040 plumbing kit (see page 62)
- Available in Brushed Steel





SUPPLIED WITH A  
SINGLE LEVER MIXER  
TAP IN CHROME

polished  
steel

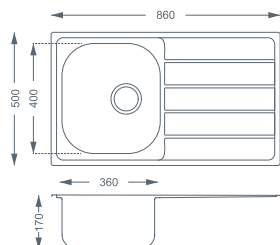


WRAS  
APPROVED

lifetime  
warranty

Overall Size: 860mm x 500mm  
Main Bowl Depth: 170mm

- Reversible drainer design, ss304 (0.6mm) steel
- Supplied complete with waste, round overflow and fitting clips
- Minimum cabinet width required 400mm, waste disposal compatible
- Uses UKH039 plumbing kit (see page 62)
- Available in Polished Steel



SUPPLIED WITH A  
SINGLE LEVER MIXER  
TAP IN CHROME

polished  
steel

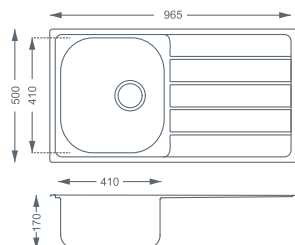


WRAS  
APPROVED

lifetime  
warranty

Overall Size: 965mm x 500mm  
Main Bowl Depth: 170mm

- Reversible drainer design, ss304 (0.6mm) steel
- Supplied complete with waste, round overflow and fitting clips
- Minimum cabinet width required 450mm, waste disposal compatible
- Uses UKH039 plumbing kit (see page 62)
- Available in Polished Steel



SUPPLIED WITH A  
SINGLE LEVER MIXER  
TAP IN CHROME

polished  
steel

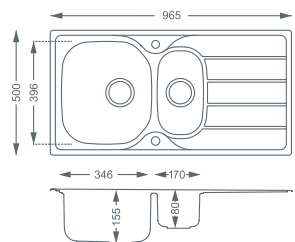


WRAS  
APPROVED

lifetime  
warranty

Overall Size: 965mm x 500mm  
Main Bowl Depth: 155mm  
Half Bowl Depth: 80mm

- Reversible drainer design, ss304 (0.6mm) steel
- Supplied complete with wastes, round overflow and fitting clips
- Minimum cabinet width required 600mm, waste disposal compatible
- Uses UKH040 plumbing kit (see page 62)
- Available in Polished Steel



## Single Bowl Sink and Drainer Stour

Compact Design

## Single Bowl Sink and Drainer Humber

## One and a Half Bowl Sink and Drainer Mersey

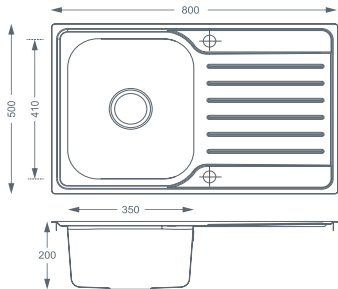
Single Bowl  
Sink and Drainer

# Don

Compact Design



brushed  
steel



Overall Size: 800mm x 500mm  
Main Bowl Depth: 200mm

lifetime  
warranty

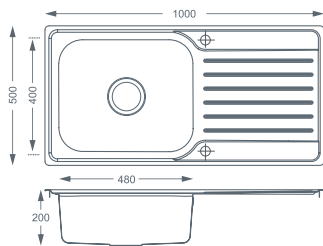
- Reversible drainer design, ss304 (0.8mm) steel
- Supplied complete with waste, hygienic overflow and fitting clips
- Minimum cabinet width required 450mm, Waste disposal compatible
- Uses UKH039 plumbing kit (see page 62)
- Available in Brushed Steel

Single Bowl  
Sink and Drainer

# Eden



brushed  
steel



Overall Size: 1000mm x 500mm  
Main Bowl Depth: 200mm

lifetime  
warranty

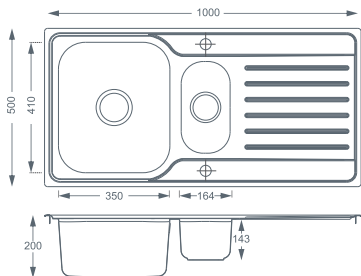
- Reversible drainer design, ss304 (0.8mm) steel
- Supplied complete with waste, hygienic overflow and fitting clips
- Minimum cabinet width required 600mm, Waste disposal compatible
- Uses UKH039 plumbing kit (see page 62)
- Available in Brushed Steel

One and a Half Bowl  
Sink and Drainer

# Medway



brushed  
steel



Overall Size: 1000mm x 500mm  
Main Bowl Depth: 200mm  
Half Bowl Depth: 143mm

lifetime  
warranty

- Reversible drainer design, ss304 (0.8mm) steel
- Supplied complete with wastes, hygienic overflow and fitting clips
- Minimum cabinet width required 600mm, Waste disposal compatible
- Uses UKH040 plumbing kit (see page 62)
- Available in Brushed Steel

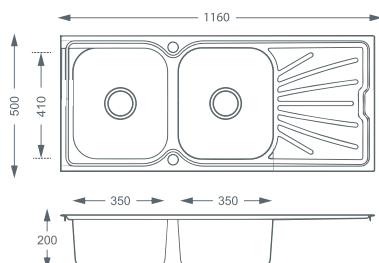


Two Bowl Sink  
and Drainer

Yarrow



brushed  
steel



Overall Size: 1160mm x 500mm  
Main Bowl Depths: 200mm

lifetime  
warranty

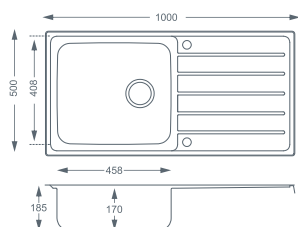
- Reversible drainer design, ss304 (0.5mm) steel
- Supplied complete with wastes, round overflow and fitting clips
- Comes with chrome single lever mixer tap
- Minimum cabinet width required 800mm, Waste disposal compatible
- Uses UKH040 plumbing kit (see page 62)
- Available in Brushed Steel

Single Bowl Sink  
and Drainer

Medlock



brushed  
steel



Overall Size: 1000mm x 500mm  
Main Bowl Depth: 185mm

lifetime  
warranty

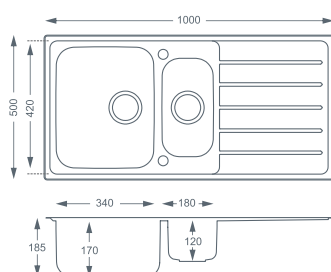
- Reversible drainer design, ss304 (0.7mm) steel
- Supplied complete with waste, hygienic overflow and fitting clips
- Minimum cabinet width required 600mm, Waste disposal compatible
- Uses UKH039 plumbing kit (see page 62)
- Available in Brushed Steel

One and a Half Bowl  
Sink and Drainer

Clun



brushed  
steel

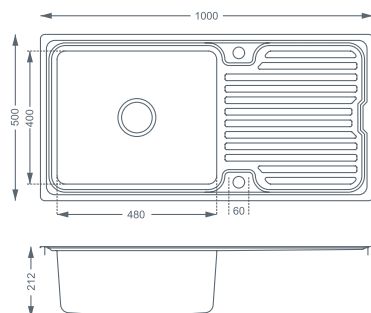


Overall Size: 1000mm x 500mm  
Main Bowl Depth: 185mm  
Half Bowl Depth: 120mm

lifetime  
warranty

- Reversible drainer design, ss304 (0.7mm) steel
- Supplied complete with wastes, hygienic overflow and fitting clips
- Minimum cabinet width required 600mm, Waste disposal compatible
- Uses UKH040 plumbing kit (see page 62)
- Available in Brushed Steel

Single Bowl  
Sink and Drainer  
**Tamar**

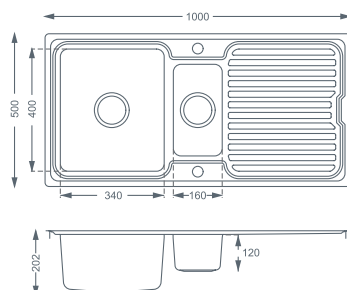


Overall Size: 1000mm x 500mm  
Main Bowl Depth: 212mm

lifetime  
warranty

- LH or RH drainer available, ss304 (0.8mm) steel
- Supplied complete with waste, hygienic overflow and fitting clips
- Minimum cabinet width required 600mm, Waste disposal compatible
- Uses UKH039 plumbing kit (see page 62)
- Available in Brushed Steel

One and a Half Bowl  
Sink and Drainer  
**Clyde**

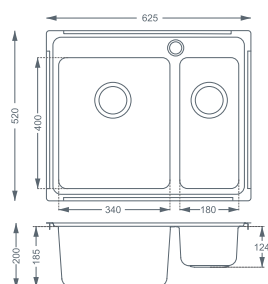


Overall Size: 1000mm x 500mm  
Main Bowl Depth: 202mm  
Half Bowl Depth: 120mm

lifetime  
warranty

- LH or RH drainer available, ss304 (0.8mm) steel
- Supplied complete with wastes, hygienic overflow and fitting clips
- Minimum cabinet width required 600mm, Waste disposal compatible
- Uses UKH040 plumbing kit (see page 62)
- Available in Brushed Steel

One and a Half Bowl Sink  
**Mite**



Overall Size: 625mm x 520mm  
Main Bowl Depth: 200mm  
Half Bowl Depth: 124mm

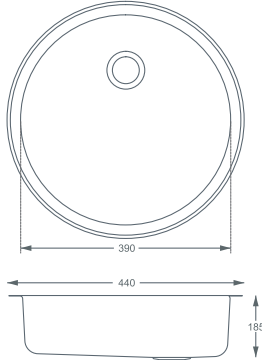
lifetime  
warranty

- LH main bowl design, ss304 (0.8mm) steel
- Supplied complete with wastes, hygienic overflow and fitting clips
- Minimum cabinet width required 600mm, Waste disposal compatible
- Uses UKH040 plumbing kit (see page 62)
- Available in Brushed Steel

## Round Bowl Nene



brushed  
steel



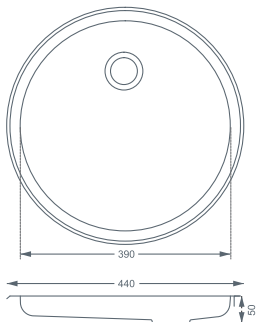
Diameter: 440mm  
Main Bowl Depth: 185mm

lifetime  
warranty

- ss304 (0.8mm) steel
- Supplied complete with waste, overflow and fitting clips
- Minimum cabinet width required 500mm, Waste disposal compatible
- Uses UK-H039 plumbing kit (see page 62)
- Available in Brushed Steel



brushed  
steel



Diameter: 440mm  
Main Drainer Depth: 50mm

lifetime  
warranty

- ss304 (0.8mm) steel
- Minimum cabinet width required 500mm
- Uses UK-H039 plumbing kit (see page 62)
- Available in Brushed Steel

## Round Drainer Avon

NENE ROUND BOWL SINK SHOWN WITH A LEDE CHROME PULL OUT TAP





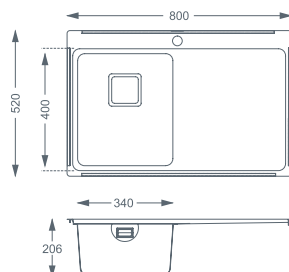
Single Bowl  
Sink and Drainer

# Tyne

Compact Design



brushed  
steel



Overall Size: 800mm x 520mm  
Main Bowl Depth: 206mm

lifetime  
warranty

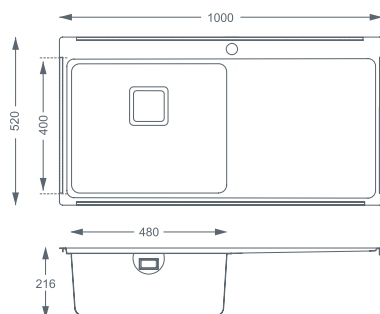
- LH or RH drainer available, ss304 (1.2/0.8mm) steel
- Supplied complete with waste, hygienic overflow and fitting clips
- Minimum cabinet width required 450mm, Waste disposal compatible
- Uses UKH039 plumbing kit (see page 62)
- Available in Brushed Steel

Single Bowl  
Sink and Drainer

# Ock



brushed  
steel



Overall Size: 1000mm x 520mm  
Main Bowl Depth: 216mm

lifetime  
warranty

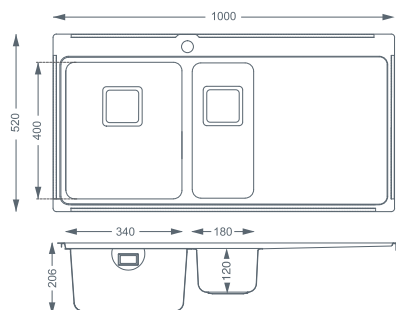
- LH or RH drainer available, ss304 (1.2/0.8mm) steel
- Supplied complete with waste, hygienic overflow and fitting clips
- Minimum cabinet width required 600mm, Waste disposal compatible
- Uses UKH039 plumbing kit (see page 62)
- Available in Brushed Steel

One and a Half Bowl  
Sink and Drainer

# Slea



brushed  
steel



Overall Size: 1000mm x 520mm  
Main Bowl Depth: 206mm  
Half Bowl Depth: 120mm

lifetime  
warranty

- LH or RH drainer available, ss304 (1.2/0.8mm) steel
- Supplied complete with wastes, hygienic overflow and fitting clips
- Minimum cabinet width required 600mm, Waste disposal compatible
- Uses UKH040 plumbing kit (see page 62)
- Available in Brushed Steel

SLEA ONE AND A HALF BOWL SINK AND DRAINER SHOWN WITH A RHONE CHROME TAP



## stainless steel / glass inset sinks

The perfect combination of style and function, these highly durable inset sinks are manufactured from 304 grade stainless steel and finished with toughened black safety glass on top. Capable of withstanding both heavy knocks and extremely high temperatures, the sleek lines and smooth contours provide an instant talking point in your kitchen.



brushed  
steel



black  
glass





# stainless steel / glass inset sinks

DANE ONE AND A HALF BOWL SINK AND DRAINER SHOWN WITH A REGA CHROME TAP

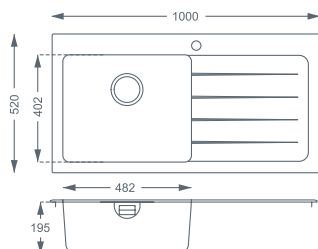








DANE ONE AND A HALF BOWL SINK AND DRAINER



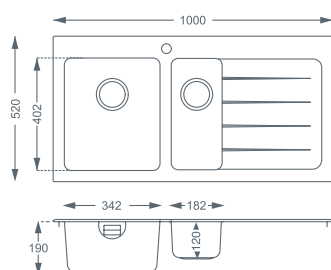
Overall Size: 1000mm x 520mm  
Main Bowl Depth: 195mm

lifetime  
warranty

- LH or RH drainer available
- Supplied complete with waste, hygienic overflow and fitting clips
- Minimum cabinet width required 600mm, Waste disposal compatible
- Uses UK-H039 plumbing kit (see page 62)
- Available in Brushed Steel with Black 'Toughened' Safety Glass

Single Bowl  
Sink and Drainer

Fender



Overall Size: 1000mm x 520mm  
Main Bowl Depth: 190mm  
Half Bowl Depth: 120mm

lifetime  
warranty

- LH or RH drainer available
- Supplied complete with wastes, hygienic overflow and fitting clips
- Minimum cabinet width required 600mm, Waste disposal compatible
- Uses UK-H040 plumbing kit (see page 62)
- Available in Brushed Steel with Black 'Toughened' Safety Glass

One and a Half Bowl  
Sink and Drainer

Dane



## stainless steel undermount / inset sinks

---

Finished and fabricated by hand to ensure accuracy and quality, this range of bowls is manufactured from 1mm medical grade 304 brushed steel. Reflecting the exacting standards found across the River collection, the underside of the sink is finished with a special sound and heat reducing coating.



brushed  
steel

# stainless steel undermount / inset sinks

TAY SINGLE BOWL UNDERMOUNT / INSET SINK SHOWN WITH A DOUZE BLACK AND CHROME PULL OUT TAP

**river**  
collection

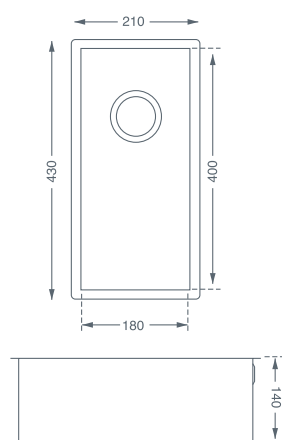


DEE SINGLE BOWL UNDERMOUNT / INSET SINK  
SHOWN WITH A MARONNE CHROME TAP



Half Bowl  
Undermount / Inset Sink

Aire



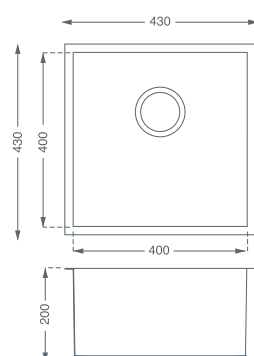
Overall Size: 210mm x 430mm  
Main Bowl Depth: 140mm

lifetime  
warranty

- Internal dimensions 180mm x 400mm
- ss304 (1.0mm) steel, powder coated underside
- Supplied complete with waste and hygienic overflow
- Minimum cabinet width required 250mm, waste disposal compatible
- Uses UKH039 plumbing kit (see page 62)
- Available in Brushed Steel

Single Bowl  
Undermount / Inset Sink

Ure

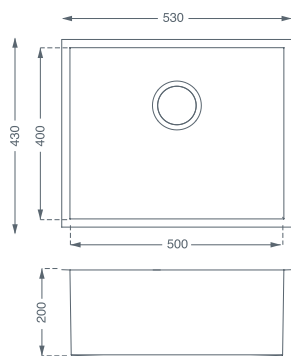


Overall Size: 430mm x 430mm  
Main Bowl Depth: 200mm

lifetime  
warranty

- Internal dimensions 400mm x 400mm
- ss304 (1.0mm) steel, powder coated underside
- Supplied complete with waste and hygienic overflow
- Minimum cabinet width required 450mm, waste disposal compatible
- Uses UKH039 plumbing kit (see page 62)
- Available in Brushed Steel

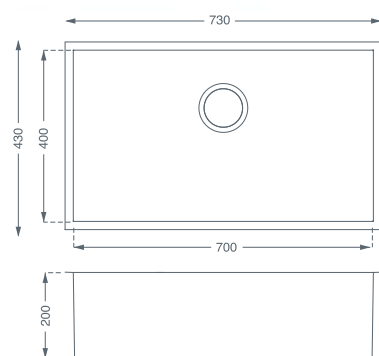




Overall Size: 530mm x 430mm  
Main Bowl Depth: 200mm

lifetime  
warranty

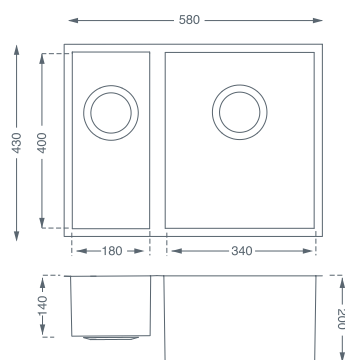
- Internal dimensions 500mm x 400mm
- ss304 (1.0mm) steel, powder coated underside
- Supplied complete with waste and hygienic overflow
- Minimum cabinet width required 600mm, waste disposal compatible
- Uses UKH039 plumbing kit (see page 62)
- Available in Brushed Steel



Overall Size: 730mm x 430mm  
Main Bowl Depth: 200mm

lifetime  
warranty

- Internal dimensions 700mm x 400mm
- ss304 (1.0mm) steel, powder coated underside
- Supplied complete with waste and hygienic overflow
- Minimum cabinet width required 800mm, waste disposal compatible
- Uses UKH039 plumbing kit (see page 62)
- Available in Brushed Steel



Overall Size: 580mm x 430mm  
Main Bowl Depth: 200mm

lifetime  
warranty

- Internal dimensions 340mm x 400mm (main bowl), 180mm x 400mm (small bowl)
- LH or RH options available ss304 (1.0mm) steel, powder coated underside
- Supplied complete with wastes and hygienic overflow
- Minimum cabinet width required 600mm, waste disposal compatible
- Uses UKH040 plumbing kit (see page 62)
- Available in Brushed Steel

## Single Bowl Undermount / Inset Sink Dee

## Single Bowl Undermount / Inset Sink Tay

## One and a Half Bowl Undermount / Inset Sink Bann

# stainless steel undermount sinks

Modern and minimalist in equal measure, our undermount sinks are made from 304 grade stainless steel. Covering both single and 1.5 bowl styles, this popular option enables you to create the bespoke kitchen you desire without sacrificing the practicality you demand. For installation ease we offer a prefabricated service, with the sink fully fitted within your chosen worksurface. Please get in touch for further details.



Looking for an eye-catching worksurface with a modern edge? We recommend Spectra Square-Edge, which can be prefabricated as required. Discover more at [spectraworksurfaces.co.uk/square-edge](https://spectraworksurfaces.co.uk/square-edge)

**spectra**  
collection



**Square-Edge**  
Contemporary laminate surfaces



# stainless steel undermount sinks

SPECTRA SQUARE-EDGE NATURAL OAK SHOWN WITH A PREFABRICATED SINGLE BOWL UNDERMOUNT SINK



**river**  
collection



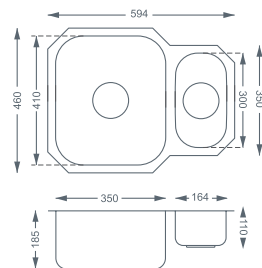


## One and a Half Bowl Undermount Sink

# Trent



brushed steel



Overall Size: 594mm x 460mm

Main Bowl Depth: 185mm

Half Bowl Depth: 110mm

lifetime warranty

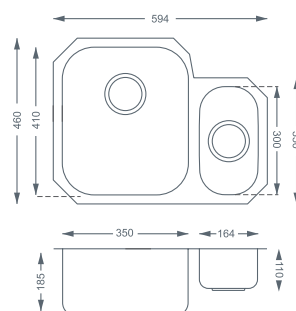
- Internal dimensions 350mm x 410mm (main bowl), 164mm x 300mm (small bowl)
- Reversible ss304 (0.8mm) steel, powder coated underside
- Supplied complete with wastes and hygienic overflow
- Minimum cabinet width required 600mm, Waste disposal compatible
- Uses UKH040 plumbing kit (see page 62)
- Available in Brushed Steel

## One and a Half Bowl Undermount Sink

# Derwent



brushed steel



Overall Size: 594mm x 460mm

Main Bowl Depth: 185mm

Half Bowl Depth: 110mm

lifetime warranty

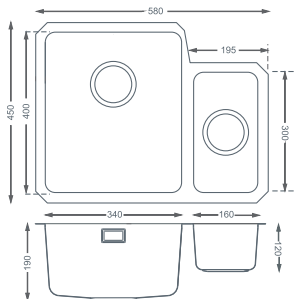
- Internal dimensions 350mm x 410mm (main bowl), 164mm x 300mm (small bowl)
- LH or RH options available ss304 (0.8mm) steel, powder coated underside
- Supplied complete with wastes and hygienic overflow
- Minimum cabinet width required 600mm, Waste disposal compatible
- Uses UKH040 plumbing kit (see page 62)
- Available in Brushed Steel

One and a Half Bowl  
Undermount Sink

# Colne



brushed  
steel



Overall Size: 580mm x 450mm  
Main Bowl Depth: 190mm  
Half Bowl Depth: 120mm

lifetime  
warranty

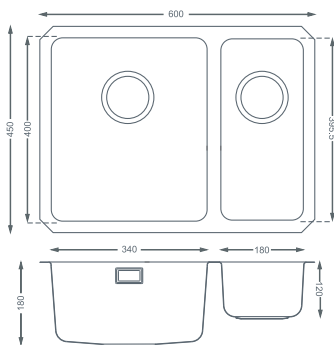
- Internal dimensions 340mm x 400mm (main bowl), 160mm x 400mm (small bowl)
- LH or RH options available ss304 (0.8mm) steel, powder coated underside
- Supplied complete with wastes and hygienic overflow
- Minimum cabinet width required 600mm, Waste disposal compatible
- Uses UKH040 plumbing kit (see page 62)
- Available in Brushed Steel

One and a Half Bowl  
Undermount Sink

# Brett



brushed  
steel



Overall Size: 600mm x 450mm  
Main Bowl Depth: 180mm  
Half Bowl Depth: 120mm

lifetime  
warranty

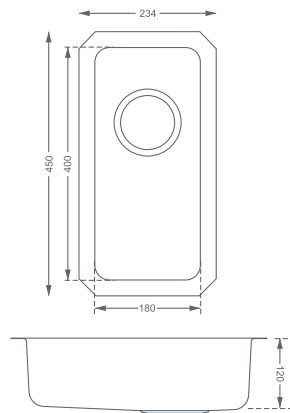
- Internal dimensions 340mm x 400mm (main bowl), 180mm x 400mm (small bowl)
- LH or RH options available ss304 (0.8mm) steel, powder coated underside
- Supplied complete with wastes and hygienic overflow
- Minimum cabinet width required 600mm, Waste disposal compatible
- Uses UKH040 plumbing kit (see page 62)
- Available in Brushed Steel



COLNE ONE AND A HALF BOWL UNDERMOUNT SINK SHOWN WITH A RHONE CHROME TAP

Half Bowl  
Undermount Sink

Esk



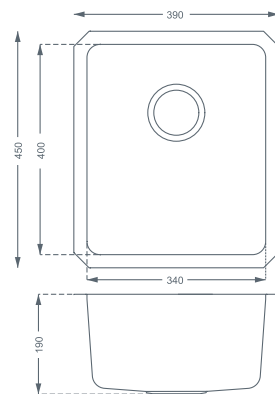
Overall Size: 234mm x 450mm  
Main Bowl Depth: 120mm

lifetime  
warranty

- Internal dimensions 180mm x 400mm
- ss304 (0.8mm) steel, powder coated underside
- Supplied complete with waste
- Minimum cabinet width required 200mm
- Uses UKH039 plumbing kit (see page 62)
- Available in Brushed Steel

Single Bowl  
Undermount Sink

Weaver



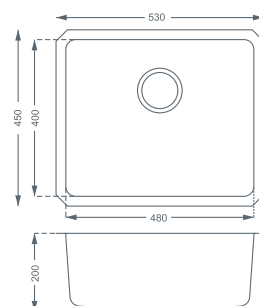
Overall Size: 390mm x 450mm  
Main Bowl Depth: 190mm

lifetime  
warranty

- Internal dimensions 340mm x 400mm
- ss304 (0.8mm) steel, powder coated underside
- Supplied complete with waste and hygienic overflow
- Minimum cabinet width required 400mm, Waste disposal compatible
- Uses UKH039 plumbing kit (see page 62)
- Available in Brushed Steel

Single Bowl  
Undermount Sink

Twiss



Overall Size: 530mm x 450mm  
Main Bowl Depth: 200mm

lifetime  
warranty

- Internal dimensions 480mm x 400mm
- ss304 (0.8mm) steel, powder coated underside
- Supplied complete with waste and hygienic overflow
- Minimum cabinet width required 600mm, Waste disposal compatible
- Uses UKH039 plumbing kit (see page 62)
- Available in Brushed Steel



TWISS SINGLE BOWL UNDERMOUNT SINK SHOWN WITH A LEDE CHROME PULL OUT TAP



# granite inset sinks

Create a real statement of intent with our granite inset sinks. Available in a range of five stylish tones, every sink is primarily manufactured with natural quartz for optimal durability, colourfastness and resistance to heat and stains. They also include exceptional anti-bacterial properties, providing you with both style and safety in the kitchen.



# granite inset sinks

WRAYSBURY ONE AND A HALF BOWL SINK AND DRAINER SHOWN WITH A DOUZE BLACK AND CHROME PULL OUT TAP





Single Bowl  
Sink and Drainer  
**Winster**

Compact Design

graphite black



gunmetal grey



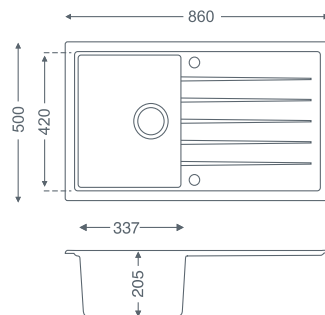
champagne



graphite grey



white



Overall Size: 860mm x 500mm  
Main Bowl Depth: 205mm

lifetime  
warranty

- 80% Quartz content with ultra clean anti-bacterial formula
- Can be installed as LH or RH drainer
- Supplied complete with waste, hygienic overflow and fitting clips
- Minimum cabinet width required 450mm, Waste disposal compatible
- Uses UKH039 plumbing kit (see page 62)
- Available in Graphite Black, Gunmetal Grey, Graphite Grey, Champagne or White

Single Bowl  
Sink and Drainer  
**Lymington**

graphite black



gunmetal grey



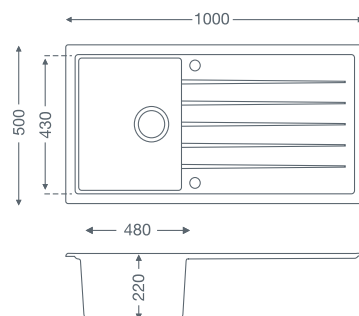
champagne



graphite grey



white



Overall Size: 1000mm x 500mm  
Main Bowl Depth: 220mm

lifetime  
warranty


- 80% Quartz content with ultra clean anti-bacterial formula
- Can be installed as LH or RH drainer
- Supplied complete with waste, hygienic overflow and fitting clips
- Minimum cabinet width required 600mm, Waste disposal compatible
- Uses UKH039 plumbing kit (see page 62)
- Available in Graphite Black, Gunmetal Grey, Graphite Grey, Champagne or White

One and a Half Bowl  
Sink and Drainer  
**Wraysbury**

graphite black



gunmetal grey



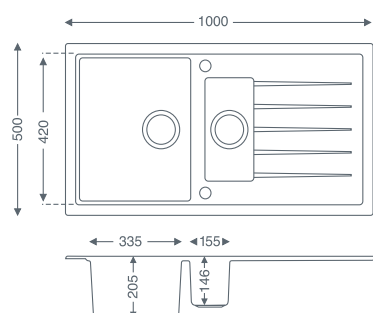
champagne



graphite grey



white



Overall Size: 1000mm x 500mm  
Main Bowl Depth: 205mm  
Half Bowl Depth: 146mm

lifetime  
warranty

- 80% Quartz content with ultra clean anti-bacterial formula
- Can be installed as LH or RH drainer
- Supplied complete with wastes, hygienic overflow and fitting clips
- Minimum cabinet width required 600mm, Waste disposal compatible
- Uses UKH040 plumbing kit (see page 62)
- Available in Graphite Black, Gunmetal Grey, Graphite Grey, Champagne or White

LYMINGTON SINGLE BOWL SINK AND DRAINER SHOWN WITH A REGA CHROME TAP





## granite undermount / inset sinks

Brilliantly hygienic and easy to clean, our super smooth granite undermount / inset sinks are available in a range of sizes and contemporary colours. Ideal for both quartz and solid surface worktops, the sinks are manufactured principally with natural quartz for toughness, colourfastness, and resistance to heat and stains.

graphite  
black

graphite  
grey

champagne

white



# granite undermount / inset sinks

SEVERN ONE AND A HALF BOWL UNDERMOUNT SINK SHOWN WITH A LEDE CHROME PULL OUT TAP

Single Bowl  
Undermount Sink

## Ouse

Can also be inset

graphite black



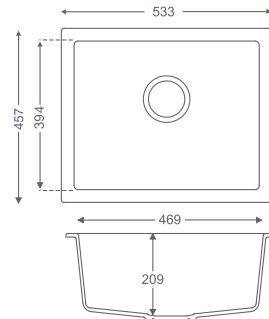
graphite grey



champagne



white



Overall Size: 533mm x 457mm  
Main Bowl Depth: 209mm

lifetime  
warranty

- Internal dimensions 469mm x 394mm
- 80% Quartz content with ultra clean anti-bacterial formula
- Supplied complete with waste, hygienic overflow and fitting clips
- Minimum cabinet width required 600mm, Waste disposal compatible
- Uses UKH039 plumbing kit (see page 62)
- Available in Graphite Black, Graphite Grey, Champagne or White

One and a Half Bowl  
Undermount Sink

## Severn

Can also be inset

graphite black



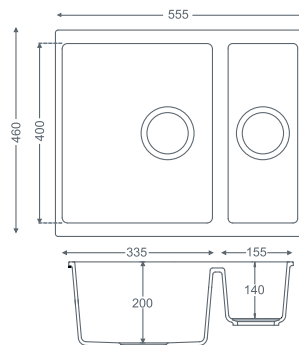
graphite grey



champagne



white



Overall Size: 555mm x 460mm  
Main Bowl Depth: 200mm  
Small Bowl Depth: 140mm

lifetime  
warranty

- Internal dimensions 335mm x 400mm (main bowl), 140mm x 400mm (small bowl)
- 80% Quartz content with ultra clean anti-bacterial formula
- Supplied complete with wastes, hygienic overflow and fitting clips
- Minimum cabinet width required 600mm
- Uses UKH040 plumbing kit (see page 62)
- Available in Graphite Black, Graphite Grey, Champagne or White

Large Single Bowl  
Undermount Sink

## Thames

Undermount only

graphite black



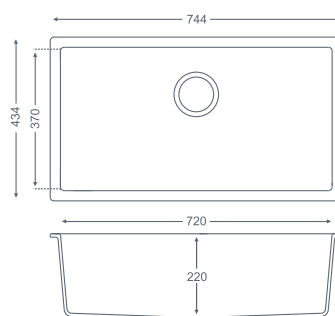
graphite grey



champagne



white



Overall Size: 744mm x 434mm  
Main Bowl Depth: 220mm

lifetime  
warranty

- Internal dimensions 720mm x 370mm
- 80% Quartz content with ultra clean anti-bacterial formula
- Supplied complete with waste, hygienic overflow and fitting clips
- Minimum cabinet width required 800mm, Waste disposal compatible
- Uses UKH039 plumbing kit (see page 62)
- Available in Graphite Black, Graphite Grey, Champagne or White



OUSE SINGLE BOWL UNDERMOUNT SINK SHOWN WITH A DOUZE BLACK AND CHROME PULL OUT TAP





## ceramic sinks

---

Always in fashion, forever in demand. Our individually handcrafted ceramic sinks have a fireclay finish with a hardwearing, non-porous surface that provides excellent resistance to household chemicals and detergents. So, whether your kitchen is traditional or contemporary, thanks to the wide number of styles available you're sure to find one that feels perfectly at home.

ceramic  
white

# ceramic sinks

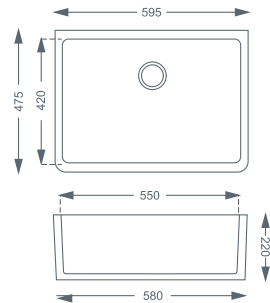
WEBBURN ONE AND A HALF BOWL SINK AND DRAINER SHOWN WITH A LEDE CHROME PULL OUT TAP



Single Bowl Sink  
**Bailey**



ceramic  
white



Overall Size: 595mm x 475mm  
Main Bowl Depth: 220mm

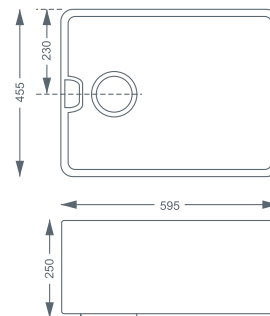
lifetime  
warranty

- FFC (Fine fireclay material) with hygienic glazed surface
- Supplied complete with 1 x 90mm waste and overflow (chrome finish)
- Minimum cabinet width required (600mm for bowl) or custom housing
- Waste disposal compatible
- Uses UKH039 Plumbing Kit (see page 62)
- +/- 2% tolerance in manufacturing
- Available in Ceramic White

Single Bowl Sink  
**Lagan**



ceramic  
white



Overall Size: 595mm x 455mm  
Main Bowl Depth: 250mm

lifetime  
warranty

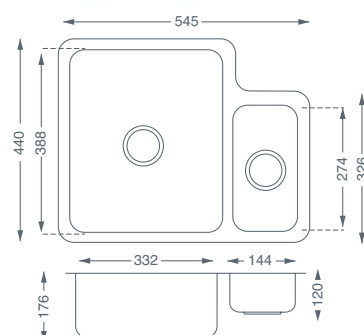
- FFC (Fine fireclay material) with hygienic glazed surface
- Supplied complete with 1 x 90mm waste (chrome finish)
- Minimum cabinet width required (600mm for bowl) or custom housing
- Waste disposal compatible
- Uses UKH039 Plumbing Kit (see page 62)
- +/- 2% tolerance in manufacturing
- Available in Ceramic White

One and a Half Bowl  
Undermount Sink  
**Witham**

\*Undermount only



ceramic  
white



Overall Size: 545mm x 440mm  
Main Bowl Depth: 176mm  
Half Bowl Depth: 120mm

10 year  
warranty

- FFC (Fine fireclay material) with hygienic glazed surface
- Supplied complete with 1 x 90mm waste and 1 x 50mm waste (chrome finish)
- Minimum cabinet width required (600mm for bowl) or custom housing
- Waste disposal compatible
- Uses UKH040 Plumbing Kit (see page 62)
- +/- 2% tolerance in manufacturing
- Available in Ceramic White



LAGAN SINGLE BOWL SINK SHOWN WITH A LEDE CHROME PULL OUT TAP





Single Bowl  
Sink and Drainer

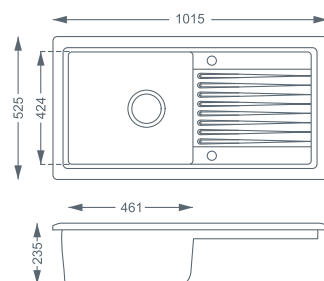
# Ashburn



ceramic  
white

Overall Size: 1015mm x 525mm  
Main Bowl Depth: 235mm

lifetime  
warranty



- FFC (Fine fireclay material) with hygienic glazed surface
- Can be installed as LH or RH drainer
- Supplied complete with 1 x 90mm waste (chrome finish)
- Minimum cabinet width required (600mm for bowl) or custom housing
- Waste disposal compatible
- Uses UKH039 Plumbing Kit (see page 62)
- +/- 2% tolerance in manufacturing
- Available in Ceramic White

One and a Half Bowl  
Sink and Drainer

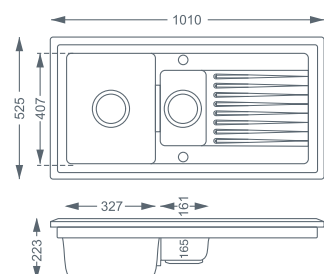
# Webburn



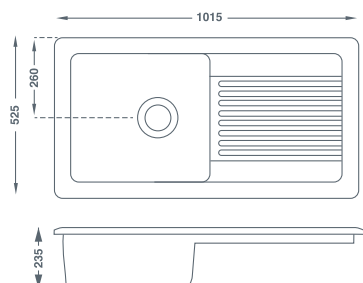
ceramic  
white

Overall Size: 1010mm x 525mm  
Main Bowl Depth: 223mm  
Half Bowl Depth: 165mm

lifetime  
warranty



- FFC (Fine fireclay material) with hygienic glazed surface
- Can be installed as LH or RH drainer
- Supplied complete with 2 x 90mm wastes and overflow (chrome finish)
- Minimum cabinet width required (600mm)
- Waste disposal compatible
- Uses UKH040 Plumbing Kit (see page 62)
- +/- 2% tolerance in manufacturing
- Available in Ceramic White



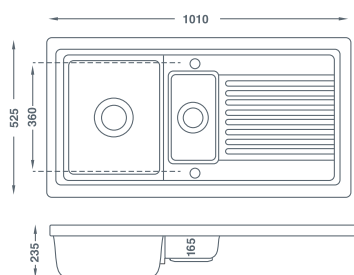
SUPPLIED WITH A  
ELBE SINGLE LEVER  
MIXER TAP IN CHROME



Overall Size: 1015mm x 525mm  
Main Bowl Depth: 235mm

10 year  
warranty

- FFC (Fine fireclay material) with hygienic glazed surface
- Can be installed as LH or RH drainer
- Supplied complete with 1 x 90mm waste (chrome finish)
- Minimum cabinet width required (600mm for bowl) or custom housing
- Waste disposal compatible
- Uses UKH039 Plumbing Kit (see page 62)
- +/- 2% tolerance in manufacturing
- Available in Ceramic White



SUPPLIED WITH A  
ELBE SINGLE LEVER  
MIXER TAP IN CHROME



Overall Size: 1010mm x 525mm  
Main Bowl Depth: 235mm  
Half Bowl Depth: 165mm

10 year  
warranty

- FFC (Fine fireclay material) with hygienic glazed surface
- Can be installed as LH or RH drainer
- Supplied complete with 2 x 90mm wastes and overflow (chrome finish)
- Minimum cabinet width required (600mm)
- Waste disposal compatible
- Uses UKH040 Plumbing Kit (see page 62)
- +/- 2% tolerance in manufacturing
- Available in Ceramic White

## Single Bowl Sink and Drainer Liffey

## One and a Half Bowl Sink and Drainer Dovey

DOVEY ONE AND A HALF BOWL SINK AND DRAINER SUPPLIED COMPLETED WITH A ELBE CHROME TAP





## solid surface sinks

Seamless finish, flawless innovation. River solid surface sinks and bowls fully integrate with no open joints or seams when installed into solid surfaces, creating a premium finish that's easy to maintain and completely hygienic. For added practicality, drainer grooves can be graduated to create a waterfall that drains away drips and splashes.

bright  
white



For a uniquely smooth, stylish and seamless look we recommend integrating solid surface sinks with Mirostone surfaces.

Discover more at [mirostone.co.uk](https://mirostone.co.uk)

**mirostone**<sup>®</sup>

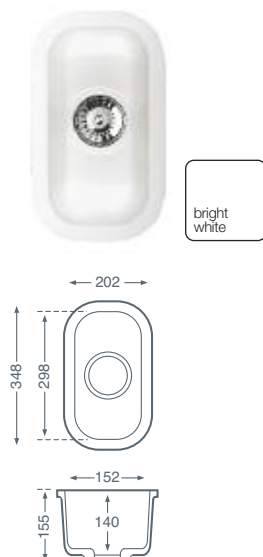
# solid surface sinks

ARAS ONE AND A HALF BOWL SINK



## Half Bowl Undermount Sink

# Amur



Overall Size: 202mm x 348mm  
Main Bowl Depth: 140mm

lifetime  
warranty

- Acrylic cast bowl
- 3.5 inch strainer waste required (not included)
- Built in overflow
- Uses UKH039 plumbing kit (see page 62)
- Available in Bright White

## Single Bowl Undermount Sink

# Angara



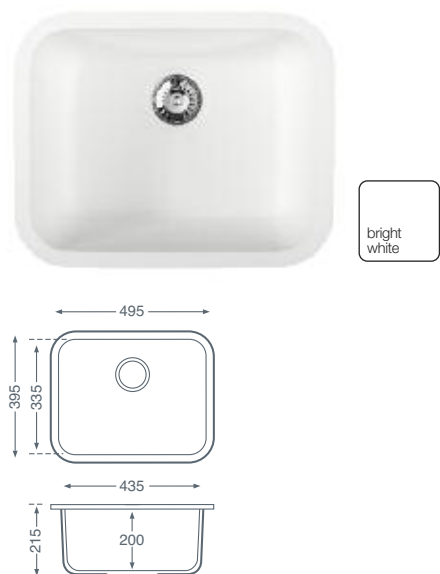
Overall Size: 445mm x 500mm  
Main Bowl Depth: 195mm

lifetime  
warranty

- Acrylic cast bowl
- 3.5 inch strainer waste required (not included)
- Built in overflow
- Uses UKH039 plumbing kit (see page 62)
- Available in Bright White

## Single Bowl Undermount Sink

# Argun



Overall Size: 495mm x 395mm  
Main Bowl Depth: 220mm

lifetime  
warranty

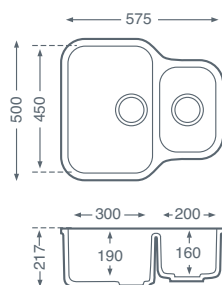
- Acrylic cast bowl
- 3.5 inch strainer waste required (not included)
- Built in overflow
- Uses UKH039 plumbing kit (see page 62)
- Available in Bright White





One and a Half Bowl  
Undermount Sink

## Aras



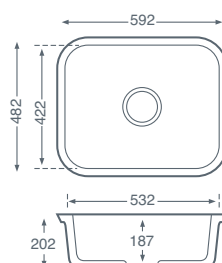
Overall Size: 575mm x 500mm

Main Bowl Depth: 190mm

Half Bowl Depth: 160mm

lifetime  
warranty

- Acrylic cast bowl
- 3.5 inch strainer waste required (not included)
- Optional overflow
- Uses UK-H040 plumbing kit (see page 62)
- Available in Bright White



Overall Size: 592mm x 482mm

Main Bowl Depth: 187mm

lifetime  
warranty

- Acrylic cast bowl
- 3.5 inch strainer waste required (not included)
- Excludes overflow
- Uses UK-H039 plumbing kit (see page 62)
- Available in Bright White

Single Bowl  
Undermount Sink

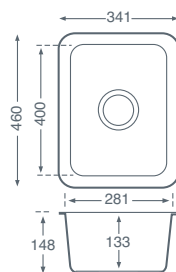
## Salween

Single Bowl  
Undermount Sink

# Sutlej



bright  
white



Overall Size: 341mm x 460mm  
Main Bowl Depth: 133mm

lifetime  
warranty

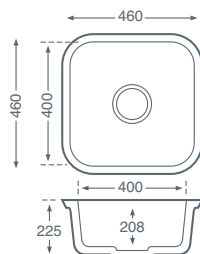
- Acrylic cast bowl
- 3.5 inch strainer waste required (not included)
- Excludes overflow
- Uses UKH039 plumbing kit (see page 62)
- Available in Bright White

Single Bowl  
Undermount Sink

# Sakarya



bright  
white



Overall Size: 460mm x 460mm  
Main Bowl Depth: 208mm

lifetime  
warranty

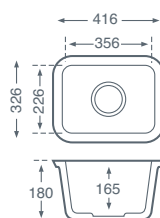
- Acrylic cast bowl
- 3.5 inch strainer waste required (not included)
- Excludes overflow
- Uses UKH039 plumbing kit (see page 62)
- Available in Bright White

Single Bowl  
Undermount Sink

# Sefid



bright  
white

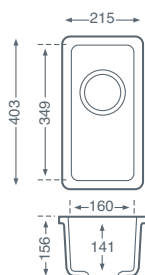


Overall Size: 416mm x 326mm  
Main Bowl Depth: 165mm

lifetime  
warranty

- Acrylic cast bowl
- 3.5 inch strainer waste required (not included)
- Excludes overflow
- Uses UKH039 plumbing kit (see page 62)
- Available in Bright White

Please note: all solid surface sink sizes are nominal



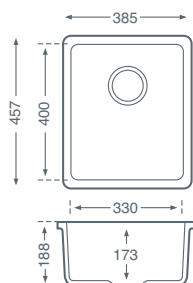
Overall Size: 215mm x 403mm  
Main Bowl Depth: 141mm

lifetime warranty

- Acrylic cast bowl
- 3.5 inch strainer waste required (not included)
- Optional overflow
- Uses UKH039 plumbing kit (see page 62)
- Available in Bright White

Single Bowl  
Undermount Sink

# Hai



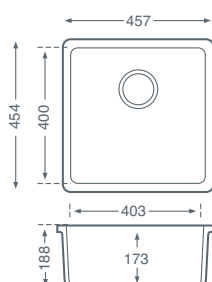
Overall Size: 385mm x 457mm  
Main Bowl Depth: 173mm

lifetime warranty

- Acrylic cast bowl
- 3.5 inch strainer waste required (not included)
- Optional overflow
- Uses UKH039 plumbing kit (see page 62)
- Available in Bright White

Single Bowl  
Undermount Sink

# Han



Overall Size: 457mm x 454mm  
Main Bowl Depth: 173mm

lifetime warranty

- Acrylic cast bowl
- 3.5 inch strainer waste required (not included)
- Optional overflow
- Uses UKH039 plumbing kit (see page 62)
- Available in Bright White

Single Bowl  
Undermount Sink

# Hari





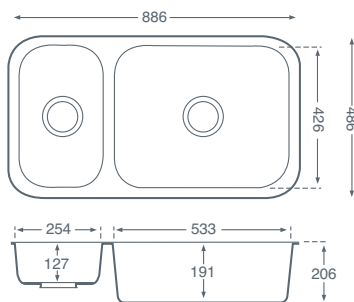
KARUN SINGLE BOWL SINK

One and a Half Bowl  
Undermount Sink

Litani



bright  
white



Overall Size: 886mm x 486mm  
Main Bowl Depth: 191mm  
Half Bowl Depth: 127mm

lifetime  
warranty

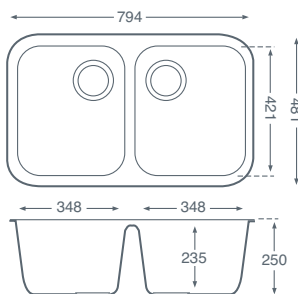
- Acrylic cast bowl
- 3.5 inch strainer waste required (not included)
- Excludes overflow
- Uses UKH040 plumbing kit (see page 62)
- Available in Bright White

Double Bowl  
Undermount Sink

Luni



bright  
white



Overall Size: 794mm x 481mm  
Main Bowl Depths: 235mm

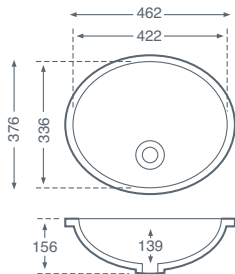
lifetime  
warranty

- Acrylic cast bowl
- 3.5 inch strainer waste required (not included)
- Excludes overflow
- Uses UKH040 plumbing kit (see page 62)
- Available in Bright White

Please note: all solid surface sink sizes are nominal



bright  
white



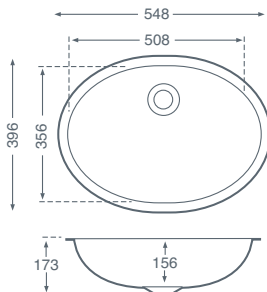
Overall Size: 462mm x 376mm  
Main Bowl Depth: 139mm

lifetime  
warranty

- Acrylic cast bowl
- Spring loaded waste required (not included)
- Built in overflow
- Available in Bright White



bright  
white



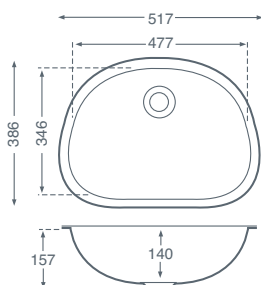
Overall Size: 548mm x 396mm  
Main Bowl Depth: 156mm

lifetime  
warranty

- Acrylic cast bowl
- Spring loaded waste required (not included)
- Excludes overflow
- Available in Bright White



bright  
white



Overall Size: 517mm x 386mm  
Main Bowl Depth: 140mm

lifetime  
warranty

- Acrylic cast bowl
- Spring loaded waste required (not included)
- Excludes overflow
- Available in Bright White

## Vanity Bowl Karun

## Vanity Bowl Kaveri

## Vanity Bowl Kelani

## taps and accessories

---

Finish in style with our handpicked selection of high quality, contemporary taps. Designed to effortlessly complement the premium look and feel of our sinks, all our taps are tested to work with high and low pressure systems with a minimum of 0.5 bar recommended. All taps are supplied with flexi-tails and fitted with a flow aerator.



chrome



brushed  
steel



# taps and accessories

LEDE SINGLE LEVER CHROME PULL OUT TAP



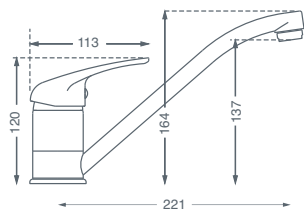
**river**  
collection





WRAS  
APPROVED

5 year  
warranty



- Single lever design
- Suitable for minimum 0.3 bar pressure or above
- Flow aerator for controlled water delivery
- 54mm base diameter, 35mm cut-out
- Available in Chrome

chrome

Height: 164mm  
Reach: 221mm  
Spout Height: 137mm

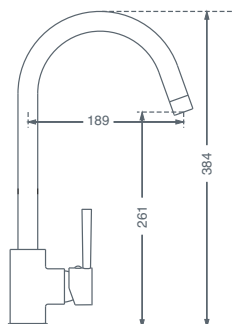
Single Lever Mixer Tap

# Lena



WRAS  
APPROVED

5 year  
warranty



- Single lever design with swan neck spout
- Suitable for minimum 0.3 bar pressure or above
- Flow aerator for controlled water delivery
- 50mm base diameter, 35mm cut-out
- Available in Chrome

chrome

Height: 384mm  
Reach: 189mm  
Spout Height: 262mm

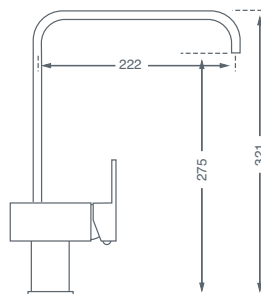
Single Lever Mixer Tap

# Loire



WRAS  
APPROVED

5 year  
warranty



- Single lever angular design
- Suitable for minimum 0.5 bar pressure or above
- 50mm base diameter, 35mm cut-out
- Available in Chrome or Brushed Steel

chrome

brushed  
steel

Height: 321mm  
Reach: 222mm  
Spout Height: 275mm

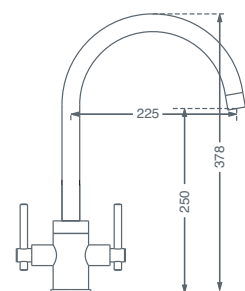
Single Lever Mixer Tap

# Vechte



WRAS  
APPROVED

5 year  
warranty



- Twin lever design with swan neck spout
- Suitable for minimum 0.3 bar pressure or above
- Flow aerator for controlled water delivery
- 56mm base diameter (with base plate fitted), 35mm cut-out
- Available in Chrome or Brushed Steel

chrome

brushed  
steel

Height: 378mm  
Reach: 225mm  
Spout Height: 250mm

Twin Lever Mixer Tap

# Maronne



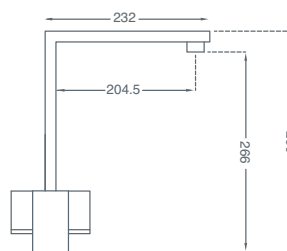



REGEN TWIN LEVER CHROME TAP

## Twin Lever Mixer Tap Havel



5 year warranty



Height: 290mm  
Reach: 204.5mm  
Spout Height: 266mm

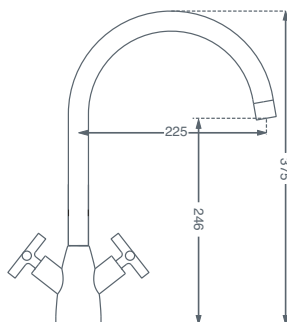
- Twin lever angular design
- Suitable for minimum 0.5 bar pressure or above
- Flow aerator for controlled water delivery
- 50mm base diameter, 35mm cut-out
- Available in Chrome or Brushed Steel

## Twin Lever Mixer Tap Regen



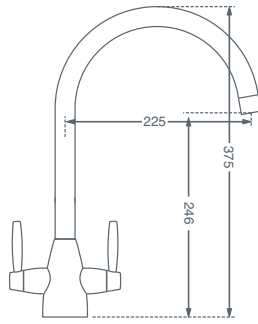
WRAS  
APPROVED

5 year warranty



Height: 375mm  
Reach: 225mm  
Spout Height: 246mm

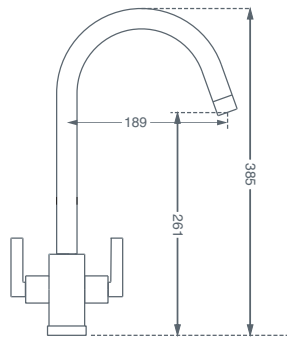
- Twin cross lever design with swan neck spout
- Suitable for minimum 0.3 bar pressure or above
- Flow aerator for controlled water delivery
- 54mm base diameter, 35mm cut-out
- Available in Chrome or Brushed Steel



Height: 375mm  
Reach: 225mm  
Spout Height: 246mm

- Twin lever design with swan neck spout
- Suitable for minimum 0.3 bar pressure or above
- Flow aerator for controlled water delivery
- 56mm base diameter, 35mm cut-out
- Available in Chrome

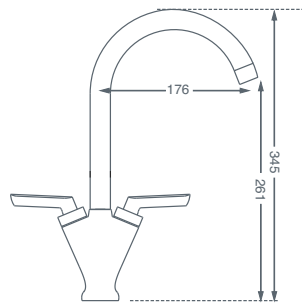
## Twin Lever Mixer Tap Rega



Height: 385mm  
Reach: 189mm  
Spout Height: 261mm

- Twin angular lever design with swan neck spout
- Suitable for minimum 0.3 bar pressure or above
- Flow aerator for controlled water delivery
- 46mm base diameter, 35mm cut-out
- Available in Chrome

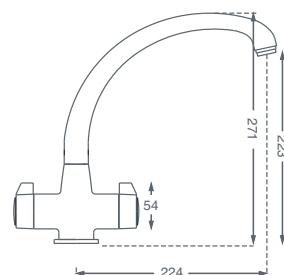
## Twin Lever Mixer Tap Rhone



Height: 346mm  
Reach: 202mm  
Spout Height: 214mm

- Twin lever design with swan neck spout
- Suitable for minimum 0.3 bar pressure or above
- Flow aerator for controlled water delivery
- 47mm base diameter (with base plate fitted), 35mm cut-out
- Available in Chrome

## Twin Lever Mixer Tap Moselle



Height: 271mm  
Reach: 224mm  
Spout Height: 223mm

- Twin lever cruciform design with 'J' neck spout
- Suitable for minimum 0.3 bar pressure or above
- Flow aerator for controlled water delivery
- 46mm base diameter, 35mm cut-out
- Available in Chrome

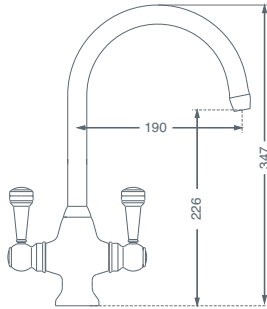
## Twin Lever Mixer Tap Volga

Twin Lever Mixer Tap

# Sevron



5 year warranty



Height: 347mm  
Reach: 190mm  
Spout Height: 226mm

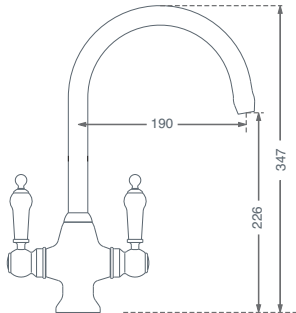
- Twin lever traditional design
- Suitable for minimum 0.5 bar pressure or above
- Flow aerator for controlled water delivery
- 50mm base diameter, 35mm cut-out
- Available in Chrome or Brushed Steel

Twin Lever Mixer Tap

# Vologne



5 year warranty



Height: 347mm  
Reach: 190mm  
Spout Height: 226mm

- Twin lever traditional design
- Suitable for minimum 0.5 bar pressure or above
- Flow aerator for controlled water delivery
- 50mm base diameter, 35mm cut-out
- Available in Chrome or Brushed Steel

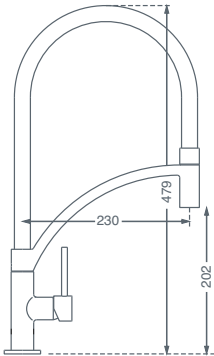
Single Lever Mixer Tap

# Lede

Pull out hose spray feature



5 year warranty



Height: 479mm  
Reach: 230mm  
Spout Height: 202mm

- Single lever design with pull out hose spray feature
- Suitable for water systems with minimum 0.7 bar pressure
- Flow aerator for controlled water delivery
- 50mm base diameter (with base plate fitted) 35mm cut-out
- Available in Chrome or Brushed Steel

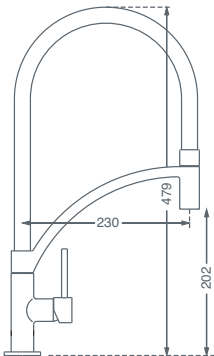
Single Lever Mixer Tap

# Douze

Pull out hose spray feature



5 year warranty



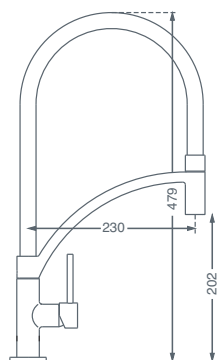
Height: 479mm  
Reach: 230mm  
Spout Height: 202mm

- Single lever design with pull out hose spray feature
- Suitable for water systems with minimum 0.7 bar pressure
- Flow aerator for controlled water delivery
- 50mm base diameter (with base plate fitted) 35mm cut-out
- Available in Chrome/Black or Brushed Steel/Black





DOUZE TWIN LEVER BLACK AND CHROME TAP



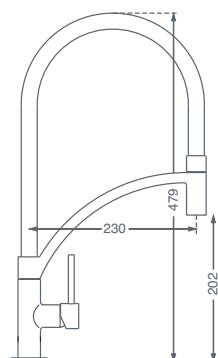
Height: 479mm  
Reach: 230mm  
Spout Height: 202mm

- Single lever design with pull out hose spray feature
- Suitable for water systems with minimum 0.7 bar pressure
- Flow aerator for controlled water delivery
- 50mm base diameter (with base plate fitted) 35mm cut-out
- Available in Chrome/Grey or Brushed Steel/Grey

Single Lever Mixer Tap

## Garone

Pull out hose spray feature



Height: 479mm  
Reach: 230mm  
Spout Height: 202mm

- Single lever design with pull out hose spray feature
- Suitable for water systems with minimum 0.7 bar pressure
- Flow aerator for controlled water delivery
- 50mm base diameter (with base plate fitted) 35mm cut-out
- Available in Chrome/White or Brushed Steel/White

Single Lever Mixer Tap

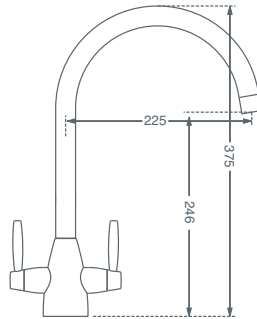
## Mures

Pull out hose spray feature



DNIEPER TWIN LEVER GREY AND CHROME TAP

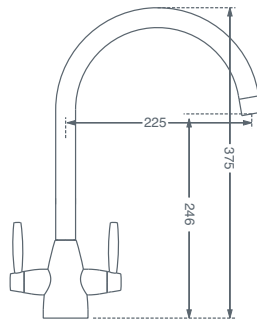
## Twin Lever Mixer Tap Oka



Height: 375mm  
Reach: 225mm  
Spout Height: 246mm

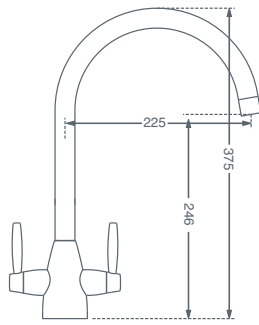
- Twin lever design with swan neck spout
- Suitable for minimum 0.3 bar pressure or above
- Flow aerator for controlled water delivery
- 56mm base diameter, 35mm cut out
- Available in Chrome/Black or Brushed Steel/Black

## Twin Lever Mixer Tap Dniester



Height: 375mm  
Reach: 225mm  
Spout Height: 246mm

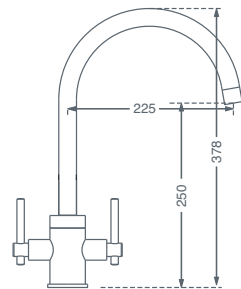
- Twin lever design with swan neck spout
- Suitable for minimum 0.3 bar pressure or above
- Flow aerator for controlled water delivery
- 56mm base diameter, 35mm cut out
- Available in Chrome/Grey or Brushed Steel/Grey



- Twin lever design with swan neck spout
- Suitable for minimum 0.3 bar pressure or above
- Flow aerator for controlled water delivery
- 56mm base diameter, 35mm cut out
- Available in Chrome/White or Brushed Steel/White



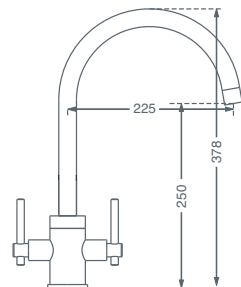
Height: 375mm  
Reach: 225mm  
Spout Height: 246mm



- Twin lever design with swan neck spout
- Suitable for minimum 0.3 bar pressure or above
- Flow aerator for controlled water delivery
- 56mm base diameter (with base plate fitted) 35mm cut-out
- Available in Chrome/Black or Brushed Steel/Black



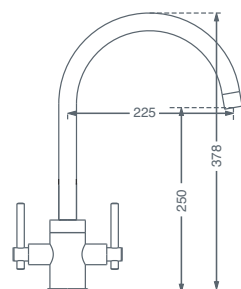
Height: 378mm  
Reach: 225mm  
Spout Height: 250mm



- Twin lever design with swan neck spout
- Suitable for minimum 0.3 bar pressure or above
- Flow aerator for controlled water delivery
- 56mm base diameter (with base plate fitted) 35mm cut-out
- Available in Chrome/Grey or Brushed Steel/Grey



Height: 378mm  
Reach: 225mm  
Spout Height: 250mm



- Twin lever design with swan neck spout
- Suitable for minimum 0.3 bar pressure or above
- Flow aerator for controlled water delivery
- 56mm base diameter (with base plate fitted) 35mm cut-out
- Available in Chrome/White or Brushed Steel/White



Height: 378mm  
Reach: 225mm  
Spout Height: 250mm

## Twin Lever Mixer Tap Belaya

## Twin Lever Mixer Tap Seine

## Twin Lever Mixer Tap Dnieper

## Twin Lever Mixer Tap Douro

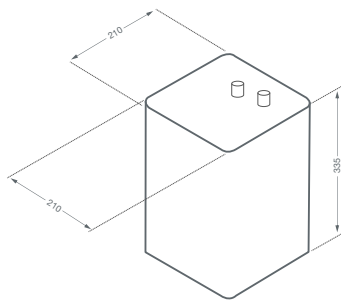
# Amanzi Hot Water Tap







5 year warranty



Say goodbye to the kettle and hello to instant filtered hot water on tap. In addition to providing 98°C water on command, the Amanzi functions as a standard twin lever mixer tap providing hot and cold water. The tap also features a child lock safety switch preventing hot water being dispensed unless the handle is held in the on position.

### Features and Benefits

- 3-in-1 instant hot water
- Left-side child safe spring lock hot water dispenser
- Instant hot water runs through centre ensuring tap is always cool to the touch
- Instant 98°C filtered hot water
- Temperature adjustable from 75°C to 98°C
- Minimum 1 bar pressure
- Overall height: 343mm
- Tap width: 66mm
- Spout reach: 210mm
- Height to under spout: 257mm
- Base diameter: 52mm

### Tank Features

- 24-litre tank (equivalent to ten cups of tea/coffee)
- Fully insulated water storage to maintain temperature and minimise running costs
- Touchscreen digital interactive control
- Supplied carbon filter (requires changing every six months)
- Height: 335mm
- Depth: 210mm
- Width: 210mm

Twin Lever Mixer Tap  
**Amanzi**

Accessories

## Chopping Board



- Universal black glass chopping board
- Toughened safety glass

Accessories

## Folding Draining Matt



- Universal folding drainer mat
- Works with all models

Accessories

## Waste Tidy



- Universal waste tidy
- Suitable for all 90mm strainer wastes

Accessories

## Plumbing Kit (single bowl)

UKH039



- Twin adaptor inlets
- Suits all singular bowls

Accessories

## Plumbing Kit (two bowl)

UKH040



- Twin adaptor inlets
- Suits all double bowls

BLACK GLASS CHOPPING BOARD



FOLDING DRAINING MAT





# long-term peace of mind

Sinks and bowls carry a lifetime warranty against genuine material and manufacturing defects\*. Taps carry a five-year warranty against material and manufacturing defects, while surface finish and valves carry a two-year warranty.\*

## care and maintenance

Every River collection sink and tap has been manufactured to deliver years of trouble-free use. However, to keep the heart of your home looking its absolute best we recommend washing, rinsing and drying your sink after each use. We also suggest a weekly clean with a trusted sink cleaner.

### tips for stainless steel sinks

While bleach and chlorides are undoubtedly effective at cleaning, they can also be damaging to your sink if left on for long periods. Please avoid prolonged contact with these solutions and be sure to thoroughly rinse from the sink surface after use. It's also important they are completely flushed through pipework after use. Always wipe the sink down after rinsing and apply a stainless steel cleaning solution on a weekly basis.

If you live in a hard water area, you may be susceptible to limescale deposits. These can easily be removed by cleaning the sink thoroughly after every use with a solution of three parts hot water to one part white vinegar. Please remember to rinse and dry your sink thoroughly after applying this method.

Like most metallic surfaces, your stainless steel sink will scratch over time. However, don't worry as these are simply usage marks and will eventually blend into the overall finish of the sink. It's also important to apply any cleaning solution with a cloth, never use an abrasive pad.

### tips for granite sinks

Once again, avoid using bleach and chlorides for long periods as they can cause irreplaceable damage to your granite sink. If however you live in a hard water area, a diluted bleach solution can be used to help remove any limescale deposits. Always wipe the sink down after rinsing away the bleach and apply a granite sink cleaning liquid to the surface.

### tips for ceramic sinks

To remove most everyday stains from your sink, simply wipe the sink down with warm soapy water and a cloth after use then dry thoroughly. In most cases china rubbers will clear away marks, which we recommend using with washing up liquid.

In hard water areas limescale deposits can build up on the sink over time. The limescale can also become strongly coloured by drinks such as coffee and red wine, so we recommend the use of a solution of three parts hot water to one part white vinegar to remove the deposits. Simply apply, leave for a few minutes, then rinse away with water. If stains become ingrained in the bowl, an overnight soak using diluted biological washing powder should easily remove the marks.

It's important strong chemicals such as bleach, ammonia, caustic soda, white spirit and sterilising solutions are never poured down the sink. If this should accidentally happen, quickly wipe the spill away and rinse with plenty of water to avoid long-term damage. It's also important to avoid dropping sharp objects into the sink, as this may scratch or damage the surface.

### taking care of your taps

Due to the more decorative nature of taps, it's essential you avoid using abrasive powders or scouring pads to clean them. In almost every case, warm soapy water and a cloth will restore them to their original shining glory.

As with your sinks, limescale can have an adverse effect on your tap. In the event the tap nozzle becomes clogged we recommend cleaning it with an old toothbrush in order to brush away the unwanted deposits. We also suggest periodically removing the nozzle and soaking in a diluted white vinegar solution to prolong its life.

Debris, grit and contaminants within the water system should always be flushed through the system prior to the installation and commissioning of your tap to ensure they do not come into contact with, or damage/clog, the valves within the tap.

## we're here to help

For advice on any product or service, or to report a fault and make a warranty claim, please call **0121 561 4245** or email **[sales@riversinksandtaps.co.uk](mailto:sales@riversinksandtaps.co.uk)**

\*For full terms and conditions, including exclusions, please visit **[www.riversinksandtaps.co.uk](http://www.riversinksandtaps.co.uk)**





E&OE Every effort has been made to reproduce colours and materials accurately, however due to the photography and print processes, colour variations may occur. Our policy is one of constant development and improvement. We reserve the right to modify product specifications and/or dimensions without notice. Whilst all information contained within this brochure is as accurate as possible you are advised to check specification, sizing and suitability prior to undertaking installation of your chosen product.



something  
for everyone

⚡ pick your River sink, tap and accessories

river  
collection

# River sinks and taps

## stainless steel inset sinks



Ribble page 06



Wye page 06



Stour page 07



Humber page 07



Mersey page 07



Don page 08



Eden page 08



Medway page 08



Yarrow page 09



Medlock page 09



Clun page 09



Tamar page 10



Clyde page 10



Mite page 10



Nene page 11



Avon page 11



Tyne page 12



Ock page 12



Slea page 12

## stainless steel / glass inset sinks



Fender page 17



Dane page 17

## stainless steel undermount / inset sinks



Aire page 20



Ure page 20



Dee page 21



Tay page 21



Bann page 21

## stainless steel undermount sinks



Trent page 24



Derwent page 24



Colne page 24



Brett page 25



Esk page 26



Weaver page 26



Twiss page 26

## granite inset sinks



Winster page 30



Lymington page 30



Wraysbury page 30

## granite undermount / inset sinks



Ouse page 34



Severn page 34



Thames page 34

## ceramic sinks



Bailey page 38



Lagan page 38



Witham page 38



Ashburn page 40



Webburn page 40



Liffey page 41



Dovey page 41

## solid surface sinks



Amur page 44



Angara page 44



Argun page 44



Aras page 45



Salween page 45



Sutlej page 46



Sakarya page 46



Sefid page 46



Hai page 47



Han page 47



Hari page 47



Litani page 48



Luni page 48



Karun page 49



Kaveri page 49



Kelani page 49



taps



Lena page 53



Loire page 53



Vechte page 53



Maronne page 53



Havel page 54



Regen page 54



Rega page 55



Rhone page 55



Moselle page 55



Volga page 55



Sevron page 56



Vologne page 56



Lede page 56



Douze page 56



Garone page 57



Mures page 57



Oka page 58



Dniester page 58



Balaya page 59



Seine page 59



Dnieper page 59



Douro page 59



Amanzi page 61

accessories



Chopping Board  
page 62



Folding Draining Mat  
page 62



Waste Tidy  
page 62



Plumbing Kit (UKH039)  
page 62



Plumbing Kit (UKH040)  
page 62



[riversinksandtaps.co.uk](http://riversinksandtaps.co.uk)

For sales and technical information please call 0121 561 4245  
or contact your local River sink and tap collection retailer.

  
collection

E&OE Every effort has been made to reproduce colours and materials accurately, however due to the photography and print processes, colour variations may occur. Our policy is one of constant development and improvement. We reserve the right to modify product specifications and /or dimensions without notice. Whilst all information contained within this brochure is as accurate as possible you are advised to check specification, sizing and suitability prior to undertaking installation of your chosen product.