



# Kitchen and Bathroom Products

[blackheathproducts.co.uk](http://blackheathproducts.co.uk)

**spectra**  
collection

LAMURA<sup>®</sup>

**E EGGER**

mirostone<sup>®</sup>

**river**  
collection

## About us

With over 60 years of trading experience, Blackheath Products (Blackheath) is a leading distributor to the construction and furniture sectors.

We are centrally located in the West Midlands of England and offer a delivery service to most parts of the UK.

We supply solid surface fabricators, furniture manufacturers, shop fitters, exhibition contractors, laminate fabricators, kitchen manufacturers, builders' merchants and kitchen + bathroom retailers.

### Our range of product categories are

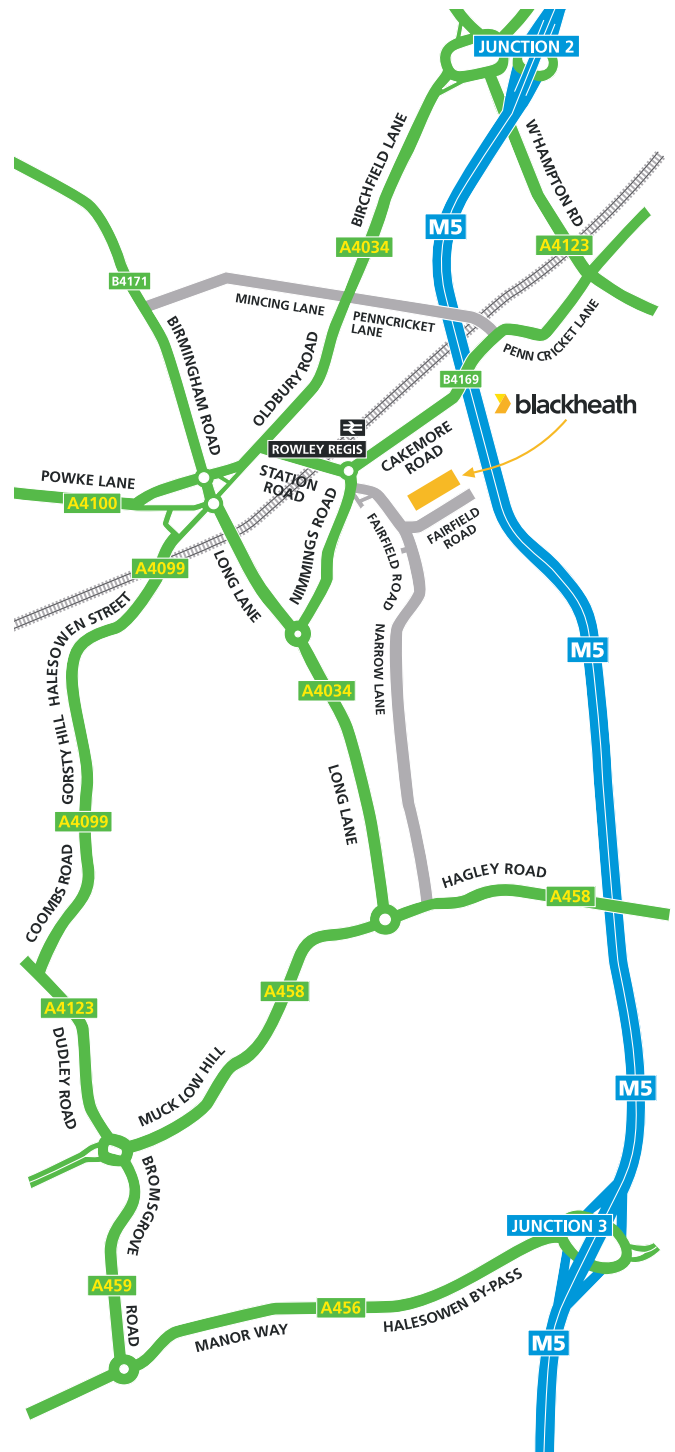
- 'Thin' decorative laminate and interior compact grade laminate sheets
- Solid surface sheets
- Decorative laminate, compact grade, solid surface, quartz and solid wood worktops
- Acrylic panels (decoratively painted and printed)
- Kitchen and bathroom sinks/bowls/taps
- Laminate and vinyl flooring
- Kitchen appliances
- Accessories such as adhesives, lighting, plumbing kits, ducting kits.

### Some more company facts and figures

- Our annual turnover is approximately £23 million.
- Our warehouse has 100,000 square feet of stockholding and office space.
- We generally hold in stock over £7 million of our products.
- We have a very strong rating with all financial institutions.
- We employ approx. 60 members of staff who are all subject to our thorough training policies. They are passionate about customer service.
- We have a modern fleet of approx. 20 commercial vehicles (3.5-ton, 7.50-ton and 12 – 18-ton).

### Some of the benefits of dealing with Blackheath

- We do not sell to the public because we will not undermine our trade customers by competing with them.
- We offer site deliveries.
- We have no standard minimum order quantity requirements on our standard routes.
- Customers can place orders up to 3pm Mondays to Fridays; in accordance with our delivery schedules.
- Our warehouse has the capacity and flexibility to handle seasonal demand fluctuations.
- We have a powerful and robust computer system which controls our sales, purchasing, accounting, and warehousing and distribution functions and is continually being developed to improve our business systems.
- Our commercial vehicle route planning is controlled by Paragon software – one of the UK's leading logistic systems. All our vehicles have satellite tracking and safe-use telephone communication equipment which enables us to accurately inform our customers of times of delivery.
- You can place orders with us 24 hours a day, 7 days a week using our website [blackheathproducts.co.uk](http://blackheathproducts.co.uk)



### Getting to Blackheath

**from the North (M6, M5)** From the junction with the M6 at Junction 8, continue on the M5 south, leaving at Junction 2. At the end of the slip road take the second exit on the roundabout to a second roundabout. Again, take the second exit (A4034). After two sets of traffic lights take the third road on the left, Station Road. At the small roundabout take the second exit into Mimmings Road, then almost immediately take the left fork into Fairfield Road. Take the first road on your left onto the estate. Blackheath Products is on your left.

**from the South (M5)** Leave the M5 at Junction 3 and at the roundabout take the first exit (A456). After a set of traffic lights take the third exit (A459) at the roundabout. At the next roundabout take the third exit (A458). Go straight ahead at the next two roundabouts, then take the next left into Narrow Lane which becomes Fairfield Road. Take the ninth right and Blackheath Products is on the left.

### Contact Blackheath Products

**Telephone.** 0121 561 4245

**Email.** [sales@blackheathproducts.co.uk](mailto:sales@blackheathproducts.co.uk)

[blackheathproducts.co.uk](http://blackheathproducts.co.uk)





### Our Mission Statement:

At Blackheath Products our mission is to consistently deliver a market leading service to all our customers whilst upholding our core values.

### Our Vision:

Our vision is to be the preferred partner of choice in the Decorative Surfaces market.

We aspire to lead through innovation, reliability, and market leading customer service, consistently exceeding expectations and setting new standards of excellence.

By embracing change, diversity and sustainability, we will create a brighter future for our customers, colleagues and communities.



## Contents

Welcome and Contents	Page 01-02
Delivery and Returns	03-04
Conditions of Sale	182-183

### Curved Edge Worktops

Tandem 30mm Curved Edge	07
Tandem 40mm Curved Edge	09
Spectra 40mm Curved Edge	13
Lamura 20mm Curved Edge	19
Lamura 40mm Curved Edge	21
Egger 40mm Curved Edge	25
Kronospan 30mm and 40mm Curved Edge	29

### Square Edge Worktops

Spectra 22mm and 40mm Square Edge	33
Spectra Square Edge Custom	37
Egger 25mm and 40mm Square Edge	39
Kronospan 22mm and 40mm Square Edge	41
Spectra 12mm Slim Edge	43
Spectra Slim Edge Custom	47
Zenith 12mm Compact	49
Spectra 30mm and 40mm Solid Wood	53

### Solid Surfaces

Mirostone	57
Staron	63
Lamar	71

### Wall Panelling

Mazan	79
Esquire	83
Bushboard Nuance	85

### Sinks and Taps

River Collection	95
AXIX	117

### Built-in Appliances

Indesit and Hotpoint	121
----------------------	-----

### Flooring

Quick-Step Impressive Laminate	143
Quick-Step LOC Laminate	147
Quick-Step Ciro Herringbone Vinyl	148
Quick-Step Bloom Vinyl	149
Quick-Step Bloss Vinyl	153
Quick-Step Illume Vinyl	155
Quick-Step Oro Vinyl	156
BerryAlloc Ocean+ Laminate	157
BerryAlloc Cadenza Laminate	163
BerryAlloc Chateau+ Laminate	165
BerryAlloc Zenn 30 Rigid Click Vinyl	167
BerryAlloc Zenn 55 Glue Down Vinyl	169

### Accessories

Worktop Accessories	173
Flooring Accessories	179

## Methods of Payment

Blackheath Products Limited are able to accept orders placed by any of the following methods, subject to conditions:

#### Credit Account

Contact us to apply for a credit account on 0121 561 6304.

#### Credit / Debit Card over the Phone\*

We are now pleased to have the facility to take credit / debit card payments over the phone by calling 0121 561 6304.

#### Bank Transfer

Payment directly into our Bank Account. All payments must be cleared funds in our Bank Account 24 hours before delivery.

#### Details for Bank Transfer

HSBC Bank Plc  
Account number: 34389832  
Sort code: 40-11-18



\* Blackheath Products reserves the right to withdraw the use of card payment via telephone on certain transactions on the discretion of management.

## WorldPay™

### Buy with confidence through our website

We can now take payments via our website. Once logged in, you will have the option to pay for your order by credit/debit card, as well as other payment methods granted to you. All online transactions are made via our payment gateway, powered and secured by WorldPay.™

Visit our online store at:

[blackheathproducts.co.uk](http://blackheathproducts.co.uk)

# Returns and Policies

## Blackheath Products Limited has strict policies on restocking and the replacement of damaged, defective or incorrectly supplied goods.

### Restocking

Blackheath Products Limited are unable to restock worktops and special order items. 20% minimum restocking charge of item value(s). Products must be in perfect condition and in their original packaging. Discontinued products cannot be taken back for restocking. Goods supplied as ordered but subsequently not accepted on delivery will incur a restocking charge and/or a re-delivery charge unless cancellation or changes have been made in writing at least 24 working hours before the scheduled delivery.

### Damaged, Defective or Incorrectly Supplied Goods

Blackheath Products Limited must be notified within 24 hours of receipt of item(s). Item(s) must be returned in their original packaging. Blackheath Products Limited will not accept the return of goods that have been partially or completely installed if the damage, defect or incorrect supply could have been recognised prior to installation.

### Site Delivery Charges

- Please ensure that suitable assistance is available on site to help our driver safely offload goods
- Delivery is made to kerbside only
- Please ensure that suitable access can be gained to the delivery address (as a rule, if a refuse wagon can access the address then so can Blackheath)
- A carriage charge of £40 + vat will be applied to all orders delivered to site
- Failure to comply with the rules above may result in a delivery charge up to the maximum of the 30% of the order value.

### Delivery Charges

- Maintain a spend of greater than £500 + vat per month (£250 + vat per month for Delivery Area A) to achieve free of charge delivery to your business address
- Spend less than £500 + vat per month (£250 + vat per month for Delivery Area A) and the delivery charge will be £35 + vat
- The average monthly spend is calculated on a rolling 3 or 6 month period, spend is reviewed daily.

### Out of Area Delivery/ Low Value Items

- If you are located in Scotland, Northern Ireland, Republic of Ireland or any other county in England or Wales not covered by our own vehicles, or if your order is for a low value item we may still be able to offer a delivery service via selected couriers that can deliver our product range to your door or work sites, please contact our sales office for further information and up to date carriage costs.

### Important

Please note that these conditions are additional to the Blackheath Products Limited 'Conditions of Sale' which can be found on page 182-183 of this catalogue. These conditions do not affect your statutory rights.

# Delivery Details

**Blackheath Products' own fleet make daily deliveries from a centrally based distribution centre that carries over £7M of stock, ready for immediate dispatch.**

Location	Mon	Tue	Wed	Thu	Fri
Bedfordshire	✓		✓		✓
Berkshire	✓		✓		✓
Bristol	✓		✓		✓
Buckinghamshire	✓		✓		✓
Cambridgeshire	✓		✓		✓
Cheshire		✓		✓	✓
Cumbria				✓	
Derbyshire		✓		✓	✓
Devon / Somerset	✓		✓		✓
Essex (West only)	✓		✓		✓
Gloucestershire	✓		✓		✓
Greater Manchester		✓		✓	✓
Herefordshire	✓		✓		✓
Hertfordshire	✓		✓		✓
Kent			✓ (2 day run)		
Lancashire		✓		✓	✓
Leicester (Central)	✓	✓	✓	✓	✓
Leicestershire		✓		✓	✓
Lincolnshire				✓	
London (North & West)	✓		✓		✓
Merseyside		✓		✓	✓
Norfolk			✓ (2 day run)		
North East		✓ (2 day run)			
Northamptonshire	✓		✓		✓
Nottinghamshire		✓		✓	✓
Oxfordshire	✓		✓		✓
Shropshire		✓		✓	✓
Somerset	✓		✓		✓
Staffordshire		✓		✓	✓
Suffolk			✓ (2 day run)		
Wales (North & Mid)		✓		✓	
Wales (South)	✓		✓		✓
Warwickshire (Coventry & Nuneaton)	✓	✓	✓	✓	✓
Warwickshire (South)	✓		✓		✓
West Midlands	✓	✓	✓	✓	✓
Worcestershire	✓		✓		✓
Yorkshire (South)		✓		✓	✓

✓ Delivery available on this day.

### Order Cut Off Times

The cut-off for ordering items for delivery on the next scheduled day is 3.00pm Monday to Friday.

### Trade Counter Collections


Opening times for trade collections is 8.00am till 4.00pm weekdays.

### Showroom

Our showroom is open 8.00am - 4.00pm weekdays.

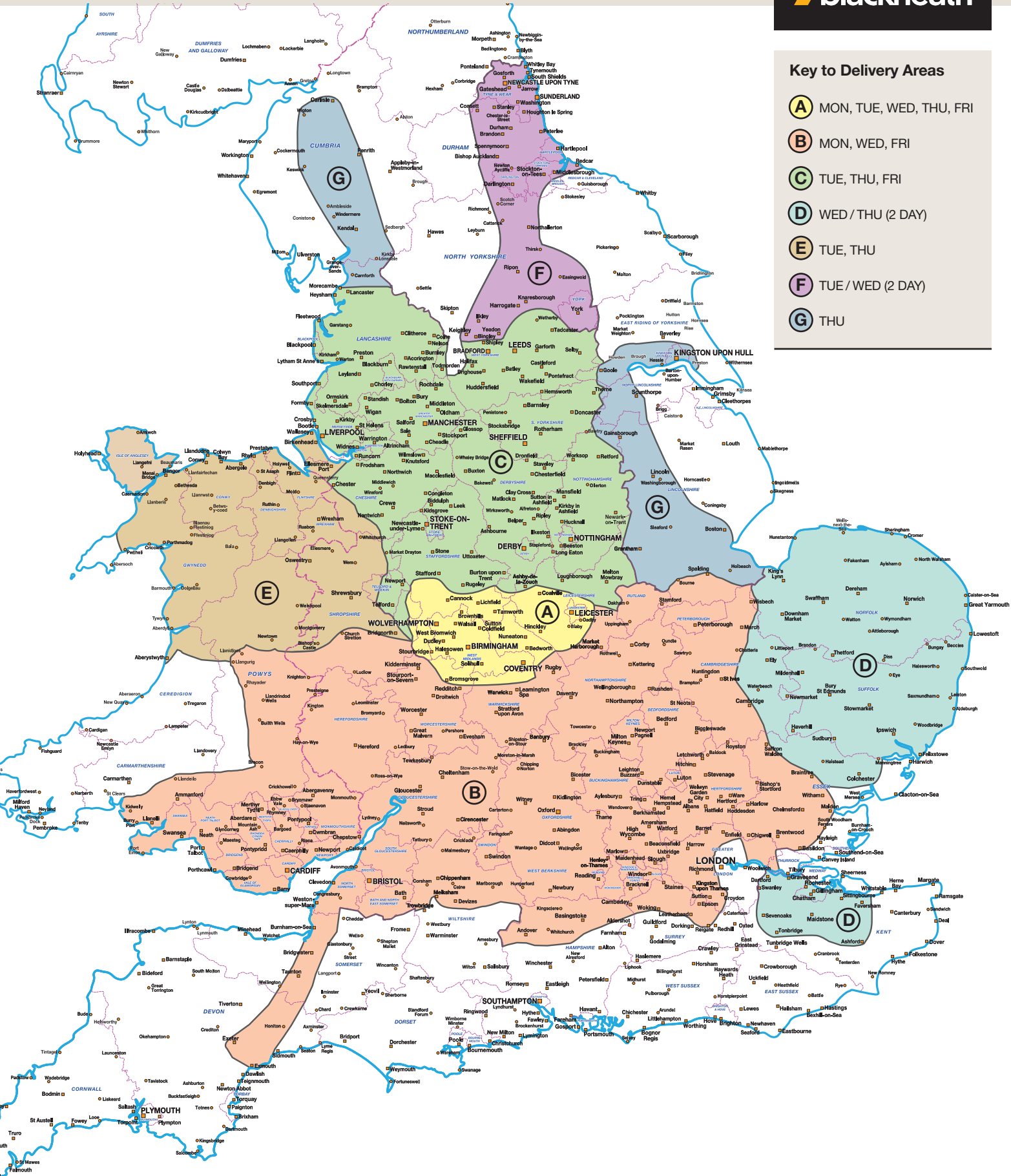
### Health and Safety

Please ensure that suitable assistance is available to safely offload heavy and / or bulky items. When installing a kitchen or worksurface, make sure that you always use the correct equipment safely – especially when using cutting or sanding equipment and guards. In addition use masks and extractors to prevent inhalation of dust.



Key to Delivery Areas

- A** MON, TUE, WED, THU, FRI
- B** MON, WED, FRI
- C** TUE, THU, FRI
- D** WED / THU (2 DAY)
- E** TUE, THU
- F** TUE / WED (2 DAY)
- G** THU



Blackheath Delivery Charges

- Site deliveries – **£40 + VAT**
- Spend greater than £500 + vat per month\* – **free of charge delivery to business address**
- Spend less than £500\*\* + vat per month\* – **£35 + vat per delivery to business address**

\*Average spend is calculated on a rolling 3 or 6 month period.  
 \*\*£250 + vat for Delivery Area A.

## Display Discount

Display discounts are available. Please see your local Blackheath Area Sales Manager for further details. If you don't have an account with us please call **0121 561 4245** and we will send you an account application form.

## Worksurface Display Options

In conjunction with various manufacturers, Blackheath Products have produced this attractive range of point of sale display stands and other marketing materials. Please note stand dimensions are shown below as width x height x depth.

### Spectra Curved Edge Worktop Display Stand

600 x 1580 x 600mm



### Lamura Curved Edge Worktop Counter Top Display Stand

750 x 430 x 550mm



### Egger Worktop Counter Top Display Stand

699 x 449 x 482mm



Lamura 20mm | Carrera Marble



# Curved Edge Worktops

**A new worksurface is the crowning glory of any kitchen.**

At Blackheath Products we have hundreds to choose from as well as several different edge profiles and countless upstands, splashbacks and accessories.

So, if you are looking for a durable, everyday worktop we have an enormous variety to suit all tastes and budgets.

We stock the well-known brands Egger and Kronospan as well as our exclusive ranges of Tandem, Spectra and Lamura.

TANDEM

spectra  
collection

LAMURA®

EGGER

kronospan

## Tandem 30mm Curved Edge Worktops

Grey Dust

### Tandem 30mm Curved Edge Décor Collection - Exclusive to Blackheath Products

The slimline 30mm thickness is in tune with the current kitchen design trend for thinner worktops, with the leading edge of Tandem worktops and both long edges of Tandem breakfast bars\* have classic, gently curved edges.

Tandem 30mm is the lowest cost range from the Tandem Collection and a great cost effective option with 15 stunning laminates to choose from: includes worktops, breakfast bars, upstands and splashbacks.

**Tandem 30mm Curved Edge Availability:**

<b>Worktop</b>	<b>3000 x 600 x 30mm</b>
<b>Breakfast Bar</b>	<b>3000 x 900 x 30mm</b>
<b>Upstand</b>	<b>3000 x 100 x 18mm</b>
<b>Splashback</b>	<b>3000 x 1210 x 8mm</b>

\*Breakfast bars are sometimes called island units or peninsula units. All these descriptions refer to the same product.

6mm  
30mm Curved Edge

For a copy of our Tandem collection brochure call **0121 561 4245** or email your request to **sales@blackheathproducts.co.uk**

<b>Taurus Black</b>	
Satin	Price Band <b>A</b>
Spectra Seal	Black
Colorfill	CF339
Upstand	✓
Splashback	✓


<b>Black Slate</b>	
Gloss	Price Band <b>A</b>
Spectra Seal	Black
Colorfill	CF145
Upstand	✓
Splashback	✓

<b>Black Slate</b>	
Satin	Price Band <b>A</b>
Spectra Seal	Black
Colorfill	CF145
Upstand	✓
Splashback	✓



**Graphite Particles**

Satin	Price Band <b>A</b>
Spectra Seal	Dark Carbon
Colorfill	CF338
Upstand	✓
Splashback	✓



**Grey Dust**

Matt	Price Band <b>A</b>
Spectra Seal	Light Grey
Colorfill	CF259
Upstand	✓
Splashback	✓

**Slimline**


It's 30mm thickness is in tune with the current kitchen design demand for thinner worktops.

**On Trend**

The leading edge of Tandem 30mm Curved Edge worktops and both long edges of Tandem 30mm Curved Edge breakfast bars\* have classic, gently curved edges: which look great!

**Low Cost**

Tandem 30mm Curved Edge is the lowest price range from the Tandem Collection.

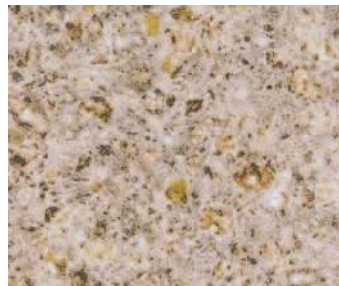


Natural Blocked Beech



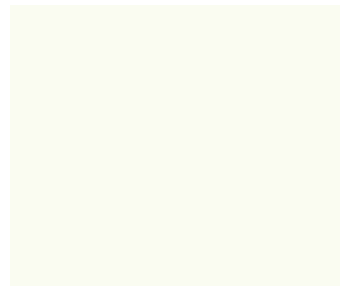
**Portland Cement**

Matt	Price Band <b>A</b>
Spectra Seal	Light Grey
Colorfill	CF406
Upstand	✓
Splashback	✓



**Taurus Beige**

Matt	Price Band <b>A</b>
Spectra Seal	Light Oak
Colorfill	CF031
Upstand	✓
Splashback	✓



**White**

Satin	Price Band <b>A</b>
Spectra Seal	White
Colorfill	CF124
Upstand	✓
Splashback	✓



**White Milano Marble**

Matt	Price Band <b>A</b>
Spectra Seal	White
Colorfill	CF027
Upstand	✓
Splashback	✓



**Natural Blocked Beech**

Matt	Price Band <b>A</b>
Spectra Seal	Oak Woodmix
Colorfill	CF009
Upstand	✓
Splashback	✓



**Rustic Natural Oak**

Matt	Price Band <b>A</b>
Spectra Seal	Light Oak
Colorfill	CF140
Upstand	✓
Splashback	✓



**Blocked Oak**

Matt	Price Band <b>A</b>
Spectra Seal	Oak Woodmix
Colorfill	CF257
Upstand	✓
Splashback	✓



**Colmar Oak**

Wood	Price Band <b>A</b>
Spectra Seal	Oak Woodmix
Colorfill	CF291
Upstand	✓
Splashback	✓



**Walnut Butcher Block**

Matt	Price Band <b>A</b>
Spectra Seal	Dark Oak
Colorfill	CF336
Upstand	✓
Splashback	✓



**Grey Oakwood**

Wood	Price Band <b>A</b>
Spectra Seal	Light Oak
Colorfill	CF265
Upstand	✓
Splashback	✓

**Tandem 30mm Curved Edge Range Price (RRP)**

**Worktops: Price Band A – Gloss / Matt / Satin / Wood**

3000 x 600 x 30mm	£70.07
-------------------	--------

3000 x 900 x 30mm	£174.04
-------------------	---------

**Splashback: Price Band A – Gloss / Matt / Satin / Wood**

3000 x 1200 x 8mm	£227.21
-------------------	---------

**Upstand: Price Band A – Gloss / Matt / Satin / Wood**

3000 x 100 x 18mm	£64.50
-------------------	--------

# Tandem 40mm Curved Edge Worktops

Snow Spark

## Tandem 40mm Curved Edge Décor Collection - Exclusive to Blackheath Products

The solid look of the 40mm thickness of Tandem is still the most popular choice for kitchen worktops and breakfast bars\*. The laminate wraps around the top and bottom surface of each Tandem edge; this gives the additional protection and looks great!

Tandem has a modern, tightly curved profile for the leading edge of the worktops and both long edges of the breakfast bars\*. These new curved edges gives an almost square edge look, which is a very popular kitchen surface trend.

### Tandem 40mm Curved Edge Availability:

<b>Worktop</b>	<b>3000 x 600 x 40mm</b>
<b>Breakfast Bar</b>	<b>3000 x 900 x 40mm</b>
<b>Upstand</b>	<b>3000 x 100 x 18mm</b>
<b>Splashback</b>	<b>3000 x 1210 x 8mm</b>

\*Breakfast bars are sometimes called island units or peninsula units. All these descriptions refer to the same product.



For a copy of our Tandem collection brochure call **0121 561 4245** or email your request to **sales@blackheathproducts.co.uk**

<b>Black Spark</b>	
Quartz	Price Band <b>B</b>
Spectra Seal	Black
Colorfill	CF30
Upstand	✓
Splashback	✓


<b>Black Slate</b>	
Gloss	Price Band <b>A</b>
Spectra Seal	Black
Colorfill	CF145
Upstand	✓
Splashback	✓

<b>Black Slate</b>	
Satin	Price Band <b>A</b>
Spectra Seal	Black
Colorfill	CF145
Upstand	✓
Splashback	✓



**Tabriz Marble**

Matt	Price Band <b>A</b>
Spectra Seal	Dark Carbon
Colorfill	CF390
Upstand	✓
Splashback	✓



**Graphite Particles**

Satin	Price Band <b>A</b>
Spectra Seal	Dark Carbon
Colorfill	CF338
Upstand	✓
Splashback	✓



**Iron Oxide Stone**

Stone	Price Band <b>A</b>
Spectra Seal	Earth Dust
Colorfill	CF153
Upstand	✓
Splashback	✓



**Weathered Slate**

Matt	Price Band <b>A</b>
Spectra Seal	Grey Oak
Colorfill	CF259
Upstand	✓
Splashback	✓




**Black Spark**

**Curved-Edge**

Tandem 40mm Curved Edge has a modern, tightly curved profile for the leading edge of the worktops and both long edges of the breakfast bars\*. These new curved edges give Tandem 40mm Curved Edge an almost square edge look, which is a very popular kitchen surface trend.

**Solid Look**


The laminate wraps around the top and bottom surface of each worktop and breakfast bar edge, giving Tandem 40mm Curved Edge additional protection and a stylishly solid look.




**Grey Peppered Spark**



More Tandem®  
over the page...



Grey Peppered Spark	
Quartz	Price Band <b>B</b>
Spectra Seal	Light Grey
Colorfill	CF412
Upstand	✓
Splashback	✓



Grey Dust	
Matt	Price Band <b>A</b>
Spectra Seal	Light Grey
Colorfill	CF259
Upstand	✓
Splashback	✓



Light Grey Particles	
Matt	Price Band <b>A</b>
Spectra Seal	Light Grey
Colorfill	CF041
Upstand	✓
Splashback	✓



Terrazzo Marble	
Matt	Price Band <b>A</b>
Spectra Seal	Light Grey
Colorfill	CF042
Upstand	✓
Splashback	✓



Grey Dust



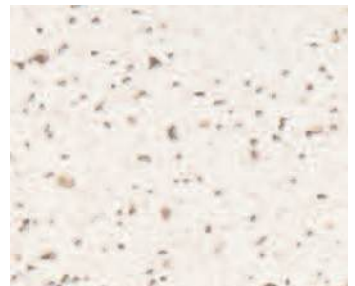
Grey Lightning Stone	
Matt	Price Band <b>A</b>
Spectra Seal	Grey
Colorfill	CF047
Upstand	✓
Splashback	✓



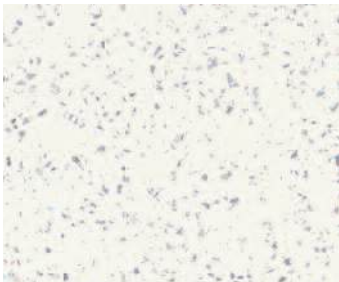
Grey Shuttered Concrete	
Wood	Price Band <b>A</b>
Spectra Seal	Light Grey
Colorfill	CF040
Upstand	✓
Splashback	✓



Cloudy Concrete	
Matt	Price Band <b>A</b>
Spectra Seal	Light Grey
Colorfill	CF041
Upstand	✓
Splashback	✓



Brown Pepper Dust	
Matt	Price Band <b>A</b>
Spectra Seal	White
Colorfill	CF032
Upstand	✓
Splashback	✓




<b>Snow Spark</b>	
Quartz	Price Band <b>B</b>
Spectra Seal	White
Colorfill	CF70
Upstand	✓
Splashback	✓



<b>Venetian Marble</b>	
Matt	Price Band <b>A</b>
Spectra Seal	White
Colorfill	CF124
Upstand	✓
Splashback	✓




<b>Carrera Marble</b>	
Matt	Price Band <b>A</b>
Spectra Seal	White
Colorfill	CF199
Upstand	✓
Splashback	✓



<b>White</b>	
Matt	Price Band <b>A</b>
Spectra Seal	White
Colorfill	CF124
Upstand	✓
Splashback	✓



<b>Sand Spark</b>	
Quartz	Price Band <b>B</b>
Spectra Seal	Timberwolf
Colorfill	CF121
Upstand	✓
Splashback	✓



<b>Taurus Beige</b>	
Matt	Price Band <b>A</b>
Spectra Seal	Light Oak
Colorfill	CF031
Upstand	✓
Splashback	✓



<b>Scandinavian Oak</b>	
Wood	Price Band <b>A</b>
Spectra Seal	Timberwolf
Colorfill	CF034
Upstand	✓
Splashback	✓



<b>Blocked Oak</b>	
Matt	Price Band <b>A</b>
Spectra Seal	Oak Woodmix
Colorfill	CF257
Upstand	✓
Splashback	✓



<b>Colmar Oak</b>	
Wood	Price Band <b>A</b>
Spectra Seal	Oak Woodmix
Colorfill	CF291
Upstand	✓
Splashback	✓



<b>Cypress Cinnamon</b>	
Wood	Price Band <b>A</b>
Spectra Seal	Light Oak
Colorfill	CF78
Upstand	✓
Splashback	✓



<b>Grey Oakwood</b>	
Wood	Price Band <b>A</b>
Spectra Seal	Light Oak
Colorfill	CF265
Upstand	✓
Splashback	✓



<b>Weathered Pine</b>	
Wood	Price Band <b>A</b>
Spectra Seal	Earth Dust
Colorfill	CF153
Upstand	✓
Splashback	✓



**Carrera Marble**

<b>Tandem 40mm Curved Edge Range</b>		<b>Price (RRP)</b>
<b>Worktops: Price Band A – Gloss / Matt / Satin / Wood / Stone</b>		
3000 x 600 x 40mm		£116.26
3000 x 900 x 40mm		£262.05
<b>Splashback: Price Band A – Gloss / Matt / Satin / Wood / Stone</b>		
3000 x 1200 x 8mm		£227.21
<b>Upstand: Price Band A – Gloss / Matt / Satin / Wood / Stone</b>		
3000 x 100 x 18mm		£64.50
<b>Worktops: Price Band B – Quartz</b>		
3000 x 600 x 40mm		£139.60
3000 x 900 x 40mm		£308.29
<b>Splashback: Price Band B – Quartz</b>		
3000 x 1200 x 8mm		£227.21
<b>Upstand: Price Band B – Quartz</b>		
3000 x 100 x 18mm		£64.50

# Spectra 40mm Curved Edge Worktops

Sand Spark

## Spectra 40mm Curved Edge Décor Collection - Exclusive to Blackheath Products


Spectra Curved-Edge is one of our best selling worksurface collections with a subtle 3mm curved-edge. The range includes 40 diverse and beautiful décors ranging from granites, marbles and stones to woodgrains and abstract patterns which includes worktops, breakfast bars, upstands and splashbacks.

Each worksurface is tough, hygienic and waterproof, with one long edge curved to give seamless protection from everything the kitchen can throw at it.

### Spectra 40mm Curved Edge Availability:

<b>Worktops</b>	<b>3600 x 600 x 40mm</b>
	<b>1800 x 600 x 40mm</b>
<b>Breakfast Bars</b>	<b>3600 x 665 x 40mm</b>
	<b>1800 x 665 x 40mm</b>
	<b>3600 x 900 x 40mm</b>
	<b>1800 x 900 x 40mm</b>
<b>Upstand</b>	<b>3600 x 100 x 18mm</b>
<b>Splashback</b>	<b>3000 x 1210 x 8mm</b>

\*Breakfast bars are sometimes called island units or peninsula units. All these descriptions refer to the same product.



For a copy of the Spectra Curved-Edge brochure call **0121 561 4245** or email your request to **sales@blackheathproducts.co.uk**

<b>Black Slate</b>	
Satin	Price Band <b>A</b>
Spectra Seal	Black
Colorfill	CF030
Upstand	✓
Splashback	✓

<b>New Lunar Night</b>	
Glaze	Price Band <b>B</b>
Spectra Seal	Dark Carbon
Colorfill	CF155
Upstand	✓
Splashback	✓

<b>Pure Concrete</b>	
Stone	Price Band <b>A</b>
Spectra Seal	Grey
Colorfill	CF047
Upstand	✓
Splashback	✓




**Andromeda Black**

Quartz	Price Band <b>B</b>
Spectra Seal	Black
Colorfill	CF30
Upstand	✓
Splashback	✓



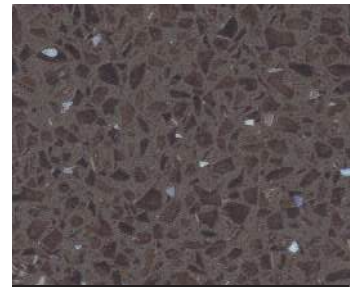
**Black Spark**

Quartz	Price Band <b>B</b>
Spectra Seal	Black
Colorfill	CF30
Upstand	✓
Splashback	✓



**New Andromeda Smoke**

Quartz	Price Band <b>B</b>
Spectra Seal	Black Granite
Colorfill	CF290
Upstand	✓
Splashback	✓



**Stone Spark**

Quartz	Price Band <b>B</b>
Spectra Seal	Slate
Colorfill	CF319
Upstand	✓
Splashback	✓



New Andromeda Smoke



**Grey Peppered Spark**

Quartz	Price Band <b>B</b>
Spectra Seal	Light Grey
Colorfill	CF047
Upstand	✓
Splashback	✓



**Andromeda Cloud**

Quartz	Price Band <b>B</b>
Spectra Seal	Grey
Colorfill	CF025
Upstand	✓
Splashback	✓



**Sand Spark**

Quartz	Price Band <b>B</b>
Spectra Seal	Timberwolf
Colorfill	CF044
Upstand	✓
Splashback	✓



More Spectra®  
over the page...



Snow Spark

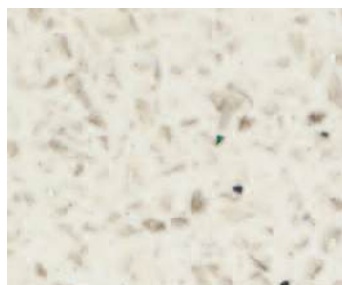


**Andromeda Cream**

Quartz	Price Band <b>B</b>
Spectra Seal	Soft White
Colorfill	CF007
Upstand	✓
Splashback	✓

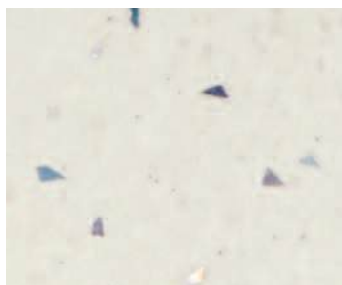


Andromeda White



**White Terrazzo**

Quartz	Price Band <b>B</b>
Spectra Seal	Valenza
Colorfill	CF044
Upstand	✓
Splashback	✓




**Andromeda Ice**

Quartz	Price Band <b>B</b>
Spectra Seal	Valenza
Colorfill	CF335
Upstand	✓
Splashback	✓



**Snow Spark**

Quartz	Price Band <b>B</b>
Spectra Seal	White
Colorfill	CF070
Upstand	✓
Splashback	✓




**Andromeda White**

Quartz	Price Band <b>B</b>
Spectra Seal	White
Colorfill	CF070
Upstand	✓
Splashback	✓

**Black Lightning Marble**

Matt	Price Band <b>A</b>
Spectra Seal	Black Granite
Colorfill	CF391
Upstand	✓
Splashback	✓

**Cornish Slate**

Matt	Price Band <b>A</b>
Spectra Seal	Black Granite
Colorfill	CF391
Upstand	✓
Splashback	✓

**Dark Concrete**

Matt	Price Band <b>A</b>
Spectra Seal	Dark Carbon
Colorfill	CF155
Upstand	✓
Splashback	✓

**Copper Stone**

Matt	Price Band <b>A</b>
Spectra Seal	Dark Carbon
Colorfill	CF290
Upstand	✓
Splashback	✓

**Autumn Emperor**


Matt	Price Band <b>A</b>
Spectra Seal	Earth Dust
Colorfill	CF036
Upstand	✓
Splashback	✓

**Blocked Oak**

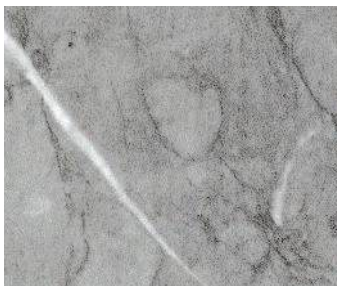
Matt	Price Band <b>A</b>
Spectra Seal	Oak Woodmix
Colorfill	CF056
Upstand	✓
Splashback	✓

**Grey Lightning Stone****Sunset Concrete**

Matt	Price Band <b>A</b>
Spectra Seal	Grey Oak
Colorfill	CF259
Upstand	✓
Splashback	✓

**Taurus Beige**

Matt	Price Band <b>A</b>
Spectra Seal	Light Oak
Colorfill	CF205
Upstand	✓
Splashback	✓

**Lombardy Marble**

Matt	Price Band <b>A</b>
Spectra Seal	Light Grey
Colorfill	CF259
Upstand	✓
Splashback	✓

**Winter Emperor**

Matt	Price Band <b>A</b>
Spectra Seal	Grey
Colorfill	CF412
Upstand	✓
Splashback	✓

**Weathered Slate**

Matt	Price Band <b>A</b>
Spectra Seal	Grey Oak
Colorfill	CF259
Upstand	✓
Splashback	✓

**Grey Lightning Stone**

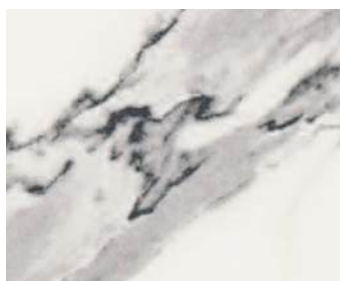
Matt	Price Band <b>A</b>
Spectra Seal	Grey
Colorfill	CF047
Upstand	✓
Splashback	✓



**Carrera Marble**



<b>Italian Marble</b>	
Matt	Price Band <b>A</b>
Spectra Seal	Valenza
Colorfill	CF335
Upstand	✓
Splashback	✓



<b>Tuscany Marble</b>	
Matt	Price Band <b>A</b>
Spectra Seal	Valenza
Colorfill	CF027
Upstand	✓
Splashback	✓



<b>Carrera Marble</b>	
Matt	Price Band <b>A</b>
Spectra Seal	Valenza
Colorfill	CF044
Upstand	✓
Splashback	✓



<b>Grey Shuttered Concrete</b>	
Wood	Price Band <b>A</b>
Spectra Seal	Light Grey
Colorfill	CF269
Upstand	✓
Splashback	✓



<b>Scandinavian Oak</b>	
Wood	Price Band <b>A</b>
Spectra Seal	Timberwolf
Colorfill	CF113
Upstand	✓
Splashback	✓



<b>Warm Grey American Oak</b>	
Wood	Price Band <b>A</b>
Spectra Seal	Dark Oak
Colorfill	CF322
Upstand	✓
Splashback	✓



<b>Cotswold Oak</b>	
Wood	Price Band <b>A</b>
Spectra Seal	Light Oak
Colorfill	CF096
Upstand	✓
Splashback	✓



<b>Cypress Cinnamon</b>	
Wood	Price Band <b>A</b>
Spectra Seal	Light Oak
Colorfill	CF116
Upstand	✓
Splashback	✓



### Wild Rustic Oak

Wood	Price Band <b>A</b>
Spectra Seal	Dark Oak
Colorfill	CF036
Upstand	✓
Splashback	✓



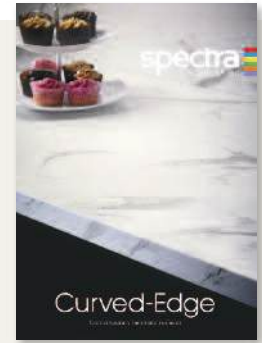
### Colmar Oak

Wood	Price Band <b>A</b>
Spectra Seal	Oak Woodmix
Colorfill	CF056
Upstand	✓
Splashback	✓



### Vintage American Oak

Wood	Price Band <b>A</b>
Spectra Seal	Dark Oak
Colorfill	CF116
Upstand	✓
Splashback	✓



For a copy of the Spectra Curved-Edge brochure call **0121 561 4245** or email your request to [sales@blackheathproducts.co.uk](mailto:sales@blackheathproducts.co.uk)



### Wild Rustic Oak



### Grey Shuttered Concrete



### Grey British Oak

Wood	Price Band <b>A</b>
Spectra Seal	Light Grey
Colorfill	CF076
Upstand	✓
Splashback	✓



### Weathered Pine

Wood	Price Band <b>A</b>
Spectra Seal	Earth Dust
Colorfill	CF153
Upstand	✓
Splashback	✓

### Spectra 40mm Curved-Edge Range Price (RRP)

#### Worktops: Price Band A – Matt / Satin / Stone / Wood

1800 x 600 x 40mm	£92.17
3600 x 600 x 40mm	£141.90
1800 x 665 x 40mm	£134.45
3600 x 665 x 40mm	£226.46
1800 x 900 x 40mm	£151.45
3600 x 900 x 40mm	£260.44

#### Splashback: Price Band A – Matt / Satin / Stone / Wood

3000 x 1200 x 8mm	£227.21
-------------------	---------

#### Upstand: Price Band A – Matt / Satin / Stone / Wood

3600 x 100 x 18mm	£75.46
-------------------	--------

#### Worktops: Price Band B – Glaze / Quartz

1800 x 600 x 40mm	£116.32
3600 x 600 x 40mm	£190.22
1800 x 665 x 40mm	£180.70
3600 x 665 x 40mm	£318.97
1800 x 900 x 40mm	£192.03
3600 x 900 x 40mm	£349.16

#### Splashback: Price Band A – Matt / Satin / Stone / Wood

3000 x 1200 x 8mm	£227.21
-------------------	---------

#### Upstand: Price Band A – Matt / Satin / Stone / Wood

3600 x 100 x 18mm	£75.46
-------------------	--------

# Lamura 20mm Curved Edge Worktops



Carrera Marble

## Lamura 20mm Curved Edge Décor Collection - Exclusive to Blackheath Products

Welcome to a choice of 20mm thicknesses for your laminate worktops, breakfast bars and island units.

Welcome to colour matched laminate splashbacks and upstands.

And welcome to great sustainable design and Great British craftsmanship

### Lamura 20mm Curved Edge Availability:

<b>Worktops</b>	<b>4050 x 600 x 20mm</b>
	<b>2020 x 600 x 20mm</b>
<b>Breakfast Bars</b>	<b>4050 x 900 x 20mm</b>
	<b>2020 x 900 x 20mm</b>
<b>Upstand</b>	<b>4050 x 100 x 18mm</b>
<b>Splashback</b>	<b>3000 x 1210 x 8mm</b>

\*Breakfast bars are sometimes called island units or peninsula units. All these descriptions refer to the same product.



**Black Veined Marble**

Matt	Price Band <b>A</b>
Spectra Seal	Black
Colorfill	CF391
Upstand	✓
Splashback	✓



**Sunset Concrete**

Matt	Price Band <b>A</b>
Spectra Seal	Black
Colorfill	CF391
Upstand	✓
Splashback	✓



**Natural Concrete**

Impression	Price Band <b>B</b>
Spectra Seal	Valenza
Colorfill	CF079
Upstand	✓
Splashback	✓



**Antalya Marble**

Matt	Price Band <b>A</b>
Spectra Seal	Valenza
Colorfill	CF079
Upstand	✓
Splashback	✓



Antalya Marble



Grey Veined Marble	
Matt	Price Band <b>A</b>
Spectra Seal	Grey
Colorfill	CF049
Upstand	✓
Splashback	✓



Carrera Marble	
Matt	Price Band <b>A</b>
Spectra Seal	Valenza
Colorfill	CF044
Upstand	✓
Splashback	✓



Grey Limed Oak



White Andromeda	
Quartz	Price Band <b>B</b>
Spectra Seal	White
Colorfill	CF070
Upstand	✓
Splashback	✓



Sherwood Oak	
Wood	Price Band <b>A</b>
Spectra Seal	Light Oak
Colorfill	CF026
Upstand	✓
Splashback	✓



Grey Limed Oak	
Wood	Price Band <b>A</b>
Spectra Seal	Valenza
Colorfill	CF090
Upstand	✓
Splashback	✓



Kalmar Oak	
Wood	Price Band <b>A</b>
Spectra Seal	Timberwolf
Colorfill	CF111
Upstand	✓
Splashback	✓

Lamura 20mm Curved Edge Range		Price (RRP)
<b>Worktops: Price Band A – Matt / Wood</b>		
4050 x 600 x 20mm		£137.15
2050 x 600 x 20mm		£72.97
4050 x 900 x 20mm		£249.05
2050 x 900 x 20mm		£143.56
<b>Splashback: Price Band A – Matt / Wood</b>		
3000 x 1210 x 8mm		£227.21
<b>Upstand: Price Band A – Matt / Wood</b>		
4050 x 100 x 18mm		£84.91
<b>Worktops: Price Band B – Quartz / Impression</b>		
4050 x 600 x 20mm		£180.42
2050 x 600 x 20mm		£94.62
4050 x 900 x 20mm		£333.82
2050 x 900 x 20mm		£185.92
<b>Splashback: Price Band B – Quartz / Impression</b>		
3000 x 1210 x 8mm		£227.21
<b>Upstand: Price Band B – Quartz / Impression</b>		
4050 x 100 x 18mm		£84.91

# Lamura 40mm Curved Edge Worktops

Carrera Marble

## Lamura 40mm Curved Edge Décor Collection - Exclusive to Blackheath Products

Welcome to a choice of 40mm thicknesses for your laminate worktops, breakfast bars and island units.

Welcome to colour matched laminate splashbacks and upstands.

And welcome to great sustainable design and Great British craftsmanship

### Lamura 40mm Curved Edge Availability:

<b>Worktops</b>	<b>4050 x 600 x 40mm</b>
	<b>3000 x 600 x 40mm</b>
<b>Breakfast Bars</b>	<b>4050 x 665 x 40mm</b>
	<b>2020 x 665 x 40mm</b>
	<b>4050 x 900 x 40mm</b>
	<b>2020 x 900 x 40mm</b>
<b>Upstand</b>	<b>4050 x 100 x 18mm</b>
<b>Splashback</b>	<b>3000 x 1210 x 8mm</b>

\*Breakfast bars are sometimes called island units or peninsula units. All these descriptions refer to the same product.



For a copy of our Lamura collection brochure call **0121 561 4245** or email your request to **sales@blackheathproducts.co.uk**





**Black Veined Marble**

Matt	Price Band <b>A</b>
Spectra Seal	Black
Colorfill	CF391
Upstand	✓
Splashback	✓



**Black Sirius**

Quarry	Price Band <b>B</b>
Spectra Seal	Black Granite
Colorfill	CF439
Upstand	✓
Splashback	✓



**Mica Granite**

Quartz	Price Band <b>B</b>
Spectra Seal	Black Granite
Colorfill	CF319
Upstand	✓
Splashback	✓



**Weathered Iron Ore**

Quarry	Price Band <b>B</b>
Spectra Seal	Dark Carbon
Colorfill	CF326
Upstand	✓
Splashback	✓




Weathered Iron Ore



**Gold Veined Marble**

Matt	Price Band <b>A</b>
Spectra Seal	Grey
Colorfill	CF153
Upstand	✓
Splashback	✓



**Grey Sirius**

Quarry	Price Band <b>B</b>
Spectra Seal	Dark Carbon
Colorfill	CF086
Upstand	✓
Splashback	✓



**Weathered Concrete**

Matt	Price Band <b>A</b>
Spectra Seal	Light Grey
Colorfill	CF406
Upstand	✓
Splashback	✓



More Lamura®

over the page...



Light Grey Slate	
Sync	Price Band <b>B</b>
Spectra Seal	Grey
Colorfill	CF047
Upstand	✓
Splashback	✓



Grey Veined Marble	
Matt	Price Band <b>A</b>
Spectra Seal	Grey
Colorfill	CF049
Upstand	✓
Splashback	✓



White Veined Marble	
Sync	Price Band <b>B</b>
Spectra Seal	Grey
Colorfill	CF050
Upstand	✓
Splashback	✓



Carrera Marble	
Matt	Price Band <b>A</b>
Spectra Seal	Valenza
Colorfill	CF044
Upstand	✓
Splashback	✓



Carrera Marble



Calacatta Marble	
Matt	Price Band <b>A</b>
Spectra Seal	Valenza
Colorfill	CF124
Upstand	✓
Splashback	✓



White Sirius	
Quarry	Price Band <b>B</b>
Spectra Seal	Soft White
Colorfill	CF033
Upstand	✓
Splashback	✓



White Andromeda	
Quartz	Price Band <b>B</b>
Spectra Seal	White
Colorfill	CF070
Upstand	✓
Splashback	✓



**Medium Grey Oak**

Wood	Price Band <b>A</b>
Spectra Seal	Light Grey
Colorfill	CF153
Upstand	✓
Splashback	✓



**Parisian Oak**

Wood	Price Band <b>A</b>
Spectra Seal	Oak Woodmix
Colorfill	CF178
Upstand	✓
Splashback	✓



**Natural Oak**

Wood	Price Band <b>A</b>
Spectra Seal	Light Oak
Colorfill	CF123
Upstand	✓
Splashback	✓



**Sherwood Oak**

Wood	Price Band <b>A</b>
Spectra Seal	Light Oak
Colorfill	CF026
Upstand	✓
Splashback	✓



**Warm Grey American Oak**

Wood	Price Band <b>A</b>
Spectra Seal	Dark Oak
Colorfill	CF322
Upstand	✓
Splashback	✓




**Kalmar Oak**

Wood	Price Band <b>A</b>
Spectra Seal	Timberwolf
Colorfill	CF111
Upstand	✓
Splashback	✓



Parisian Oak



Warm Grey American Oak

**Lamura 40mm Curved Edge Range Price (RRP)**

**Worktops: Price Band A – Matt / Wood**

3000 x 600 x 40mm	£116.27
4050 x 600 x 40mm	£161.36
4050 x 665 x 40mm	£254.81
2050 x 665 x 40mm	£148.62
4050 x 900 x 40mm	£293.02
2050 x 900 x 40mm	£167.73

**Splashback: Price Band A – Matt / Wood**

3000 x 1210 x 8mm	£227.21
-------------------	---------

**Upstand: Price Band A – Matt / Wood**

4050 x 100 x 18mm	£84.91
-------------------	--------

**Worktops: Price Band B – Quarry / Quartz / Sync / Impression**

3000 x 600 x 40mm	£157.12
4050 x 600 x 40mm	£212.33
4050 x 665 x 40mm	£358.86
2050 x 665 x 40mm	£200.64
4050 x 900 x 40mm	£392.82
2050 x 900 x 40mm	£217.63

**Splashback: Price Band B – Quarry / Quartz / Sync / Impression**

3000 x 1210 x 8mm	£227.21
-------------------	---------

**Upstand: Price Band B – Quarry / Quartz / Sync / Impression**

4050 x 100 x 18mm	£84.91
-------------------	--------

# Egger 40mm Curved Edge Worktops

Sand Beige Titanite

## Introducing the Egger 40mm Curved Edge Décor Collection


The Egger Curved Edge Collection offers an exciting and versatile range of high quality and durable worktops. From walnut to oak and concrete to marble, there is a finish to suit everyone.

All Egger worktops have matching upstands, splashbacks, laminate and edging available.

### Egger 40mm Curved Edge Availability:

<b>Worktops</b>	<b>4100 x 600 x 40mm</b>
	<b>3050 x 600 x 40mm</b>
<b>Breakfast Bars</b>	<b>4100 x 670 x 40mm</b>
	<b>4100 x 920 x 40mm</b>
	<b>2050 x 920 x 40mm</b>
<b>Upstand</b>	<b>4100 x 120 x 18mm</b>
<b>Splashback</b>	<b>4100 x 640 x 8mm</b>

\*Breakfast bars are sometimes called island units or peninsula units. All these descriptions refer to the same product.



Decorative Collection 34 Worktops

For a copy of the Egger Curved Edge brochure call **0121 561 4245** or email your request to **sales@blackheathproducts.co.uk**

<b>Premium White</b>	
W1000 ST76	
Egger Seal	Titanium White
Colorfill	CF124
Upstand	✓
Splashback	✓
Additional Edging	✓

<b>Cremona Marble</b>	
F229 ST75	
Egger Seal	Cremona White
Colorfill	CF199
Upstand	✓
Splashback	✓
Additional Edging	✓

<b>White Levanto Marble</b>	
F812 ST9	
Egger Seal	Cremona White
Colorfill	CF051
Upstand	✓
Splashback	✓
Additional Edging	✓



<b>White Sparkle Grain</b>	
F486 ST76	
Egger Seal	Stone White
Colorfill	CF049
Upstand	✓
Splashback	✓
Additional Edging	✓



<b>Sand Grey Calvia Stone</b>	
F676 ST75	
Egger Seal	Stone Beige
Colorfill	CF213
Upstand	✓
Splashback	✓
Additional Edging	✓



<b>Chromix Silver</b>	
F638 ST10	
Egger Seal	Metal Grey
Colorfill	CF047
Upstand	✓
Splashback	✓
Additional Edging	✓



<b>Sand Beige Titanite</b>	
F226 ST78	
Egger Seal	Natural Oak
Colorfill	CF322
Upstand	✓
Splashback	✓
Additional Edging	✓



Chromix Silver



<b>Light Grey Valmasino Marble</b>	
F074 ST75	
Egger Seal	Metal Grey
Colorfill	CF041
Upstand	✓
Splashback	✓
Additional Edging	✓



<b>Light Grey Chicago Concrete</b>	
F186 ST9	
Egger Seal	Metal Grey
Colorfill	CF040
Upstand	✓
Splashback	✓
Additional Edging	✓



<b>Grey Sparkle Grain</b>	
F487 ST76	
Egger Seal	Steel Grey
Colorfill	CF268
Upstand	✓
Splashback	✓
Additional Edging	✓




More Egger®  
over the page...



**Egger Samples**

Egger laminate swatches can be requested by calling **0121 561 4245** or alternatively email your request to **sales@blackheathproducts.co.uk**



**Anthracite Steel Grey**  
F620 ST87

Egger Seal	Titan Grey
Colorfill	CF390
Upstand	✓
Splashback	✓
Additional Edging	✓



**Black Pietra Grigia**  
F206 ST9

Egger Seal	Black Stone
Colorfill	CF319
Upstand	✓
Splashback	✓
Additional Edging	✓



**Scivaro Slate**  
F235 ST76

Egger Seal	Dark Graphite
Colorfill	CF439
Upstand	✓
Splashback	✓
Additional Edging	✓




**Scivaro Slate**



**Anthracite Mountain Basalt**  
F247 ST76

Egger Seal	Dark Graphite
Colorfill	CF439
Upstand	✓
Splashback	✓
Additional Edging	✓



**Black Sparkle Grain**  
F490 ST76

Egger Seal	Dark Graphite
Colorfill	CF439
Upstand	✓
Splashback	✓
Additional Edging	✓



**Cascina Pine**  
H1401 ST22

Egger Seal	Stone Beige
Colorfill	CF050
Upstand	✓
Splashback	✓
Additional Edging	✓



**Oak Butcherblock**  
H193 ST12

Egger Seal	Natural Oak
Colorfill	CF140
Upstand	✓
Splashback	✓
Additional Edging	✓



Natural Hamilton Oak




**Vicenza Oak**  
F3157 ST12

Egger Seal	Natural Oak
Colorfill	CF283
Upstand	✓
Splashback	✓
Additional Edging	✓



**Natural Hamilton Oak**  
H3303 ST10

Egger Seal	Light Woodmix
Colorfill	CF140
Upstand	✓
Splashback	✓
Additional Edging	✓



**Grey Bardolino Oak**  
H1146 ST10

Egger Seal	Natural Oak
Colorfill	CF116
Upstand	✓
Splashback	✓
Additional Edging	✓



**Walnut Butcherblock**  
H194 ST12

Egger Seal	Dark Woodmix
Colorfill	CF257
Upstand	✓
Splashback	✓
Additional Edging	✓



**Grey Brown Whiteriver Oak**  
H1313 ST10

Egger Seal	Titan Grey
Colorfill	CF153
Upstand	✓
Splashback	✓
Additional Edging	✓



**Dark Hunton Oak**  
H2033 ST10

Egger Seal	Dark Woodmix
Colorfill	CF291
Upstand	✓
Splashback	✓
Additional Edging	✓

**Egger Curved Edge Range Price (RRP)**

Worktops	
3050 x 600 x 40mm	£156.00
4100 x 600 x 40mm	£189.10
4100 x 670 x 40mm	£290.77
2050 x 920 x 40mm	£177.71
4100 x 920 x 40mm	£333.13
Splashback	
4100mm x 640mm x 8mm*	£165.39
Upstand	
4100mm x 120mm x 8mm**	£94.45
Accessories	
Egger Seal Cartridge 290ml	£27.22

\* All splashbacks come dual sided \*\* All upstands come square edged

# Kronospan 30mm and 40mm Curved Edge Worktops

Black Flint

## Introducing the Kronospan 30mm and 40mm Curved Edge Décor Collection


The Kronospan Studio Range of worktops are produced to precise standards, offering a diverse selection of designs specifically curated to meet interior design requirements at an affordable price.

The worktop collection is thoughtfully paired with ideal profiles to enhance the aesthetic of any kitchen, workspace or commercial area. Ranging from timeless, luxurious wood grain finishes to robust stone, marble, and concrete-inspired decors. The Kronospan Studio Range sets the standard for quality, design, and durability.

### Kronospan Curved Edge Availability:

<b>Worktops</b>	<b>3050 x 600 x 30mm</b>
	<b>3050 x 600 x 40mm</b>
<b>Breakfast Bars</b>	<b>3050 x 900 x 40mm</b>
<b>Upstand</b>	<b>3000 x 100 x 20mm</b>
<b>Splashback</b>	<b>3050 x 600 x 6mm</b>


\*Breakfast bars are sometimes called island units or peninsula units. All these descriptions refer to the same product.




<b>Black Andromeda</b>	<b>Premium</b>
Glitter Gloss	<b>40mm Only</b>
TopSeal	Black
Colorfill	CF391
Upstand	✓
Splashback	✓
Additional Edging	✓



<b>Jet</b>	
Bureau Structure	
TopSeal	Taurus
Colorfill	CF319
Upstand	✓
Splashback	✓
Additional Edging	✓




<b>Black Flint</b>	
Pearl	
TopSeal	Black
Colorfill	CF391
Upstand	✓
Splashback	✓
Additional Edging	✓



<b>Black Flint</b>	
Super Quality Gloss	<b>40mm Only</b>
TopSeal	Black
Colorfill	CF391
Upstand	✓
Splashback	✓
Additional Edging	✓



<b>Grey Galaxy</b>	
Rust	<b>40mm Only</b>
TopSeal	Dark Grey
Colorfill	CF059
Upstand	✓
Splashback	✓
Additional Edging	✓



<b>Classic Granite</b>	
Pearl	
TopSeal	Cement Lux
Colorfill	CF076
Upstand	✓
Splashback	✓
Additional Edging	✓




<b>Crema Limestone</b>	
Rust	<b>40mm Only</b>
TopSeal	Cement Lux
Colorfill	CF050
Upstand	✓
Splashback	✓
Additional Edging	✓



<b>Venato</b>	
Super Matt	
TopSeal	Valenza
Colorfill	CF050
Upstand	✓
Splashback	✓
Additional Edging	✓



<b>White Sparkle</b>	
Super Quality Gloss	<b>Premium 40mm Only</b>
TopSeal	White
Colorfill	CF125
Upstand	✓
Splashback	✓
Additional Edging	✓



<b>Antique White</b>	
Pearl	
TopSeal	White
Colorfill	CF124
Upstand	✓
Splashback	✓
Additional Edging	✓



<b>Porterhouse Walnut</b>	
Pearl	
TopSeal	Clear
Colorfill	CF257
Upstand	✓
Splashback	✓
Additional Edging	✓



<b>Stone Oak</b>	
Fine Pore	<b>40mm Only</b>
TopSeal	Oak Woodmix
Colorfill	CF178
Upstand	✓
Splashback	✓
Additional Edging	✓



**Oak Roosevelt**



<b>Oak Roosevelt</b>	
Authentic Nature	<b>40mm Only</b>
TopSeal	Light Oak
Colorfill	CF116
Upstand	✓
Splashback	✓
Additional Edging	✓



<b>Walnut Almond Expressive</b>	
Authentic Nature	<b>40mm Only</b>
TopSeal	Dark Brown
Colorfill	CF112
Upstand	✓
Splashback	✓
Additional Edging	✓

Kronospan Curved Edge Range	Price (RRP)
<b>Worktops (Standard Décors)</b>	
3050 x 600 x 30mm	£70.07
3050 x 600 x 40mm	£116.25
3050 x 900 x 40mm	£262.04
<b>Worktops (Premium Décors)</b>	
3050 x 600 x 40mm	£139.61
3050 x 900 x 40mm	£308.29
<b>Splashback (Standard Décors)</b>	
3050 x 600 x 6mm	£113.61
<b>Splashback (Premium Décors)</b>	
3050 x 600 x 6mm	£137.47
<b>Upstand (All Décors)</b>	
3000 x 100 x 20mm	£64.50
<b>Accessories</b>	
1200 x 30mm Edging Strip	£1.17
1200 x 40mm Edging Strip	£1.17

## Display Discount

Display discounts are available. Please see your local Blackheath Area Sales Manager for further details. If you don't have an account with us please call **0121 561 4245** and we will send you an account application form.

## Worksurface Display Options

In conjunction with various manufacturers, Blackheath Products have produced this attractive range of point of sale display stands and other marketing materials. Please note stand dimensions are shown below as width x height x depth.

### Spectra Square-Edge Worktop Counter Top Display Stand

504 x 267 x 214mm



### Spectra Slim-Edge Worktop Counter Top Display Stand

504 x 267 x 214mm



### Egger Worktop Counter Top Display Stand

699 x 449 x 482mm



Spectra Square-Edge | Wild Rustic Oak (Island Unit), Pure Concrete (Worksurfaces)



# Square Edge Worktops

**Square edge worksurfaces are a strong designer trend because of the demand for a solid and seamless look.**

Complementing any kitchen style, Blackheath Products offers three types of ultra-modern square edge worksurfaces to choose from and all come with matching upstands and splashbacks to complete the look.

We stock well-known brands such as Egger, Bushboard and Kronospan as well as our very own exclusive Spectra Square-Edge, Spectra Slim-Edge and Spectra Solid-Wood ranges.

**spectra**  
collection

**E EGGER**

**BB BUSHBOARD**

**kronospan**

# Spectra 22mm and 40mm Square Edge Worktops

Grey Shuttered Concrete

## Spectra 22mm and 40mm Square Edge Décor Collection - Exclusive to Blackheath Products

With the kitchen increasingly considered the heart of the home, it's hardly surprising as much thought is now given to appearance as functionality. It's important not to overlook the style of edging you choose for the work surfaces, breakfast bars and islands.

Square-Edge contemporary laminate surfaces offer powerful clean lines and a modern edge. Available in both 22mm and 40mm and contrasts beautifully with other surfaces, while creating a sense of structured order in a room where joyful chaos so often reigns.


### Spectra Square Edge Availability:

<b>Worktops</b>	<b>4050 x 650 x 22mm</b>
	<b>2020 x 650 x 22mm†</b>
	<b>4050 x 650 x 40mm</b>
	<b>2020 x 650 x 40mm†</b>
<b>Breakfast Bars</b>	<b>4050 x 900 x 22mm</b>
	<b>2020 x 900 x 22mm†</b>
	<b>4050 x 900 x 40mm</b>
	<b>2020 x 900 x 40mm†</b>
<b>Multi Panel</b>	<b>4050 x 360 x 22mm</b>
<b>Upstand</b>	<b>4050 x 100 x 12mm</b>
<b>Splashback</b>	<b>3000 x 1210 x 8mm</b>

† Two long edges and one short edge bonded with the same decorative surface.

\* Breakfast bars are sometimes called island units or peninsula units.

All these descriptions refer to the same product.



22mm Square-Edge

40mm Square-Edge



**Square-Edge**

For a copy of the Spectra Curved-Edge brochure call **0121 561 4245** or email your request to **sales@blackheathproducts.co.uk**



### Summer Emperador

Stone	Price Band <b>A</b>
Spectra Seal	Mouse Dust
Colorfill	CF268
Upstand	✓
Splashback	✓




### Natural Limestone

Stone	Price Band <b>A</b>
Spectra Seal	Grey
Colorfill	CF039
Upstand	✓
Splashback	✓




### Pure Concrete

Stone	Price Band <b>A</b>
Spectra Seal	Grey
Colorfill	CF047
Upstand	✓
Splashback	✓



**Andromeda Black**  
Quartz Price Band **B**

Spectra Seal	Black
Colorfill	CF30
Upstand	✓
Splashback	✓




**New Andromeda Smoke**  
Quartz Price Band **B**

Spectra Seal	Black Granite
Colorfill	CF290
Upstand	✓
Splashback	✓



**Grey Peppered Spark**  
Quartz Price Band **B**

Spectra Seal	Light Grey
Colorfill	CF047
Upstand	✓
Splashback	✓




**Andromeda Cloud**  
Quartz Price Band **B**

Spectra Seal	Grey
Colorfill	CF025
Upstand	✓
Splashback	✓

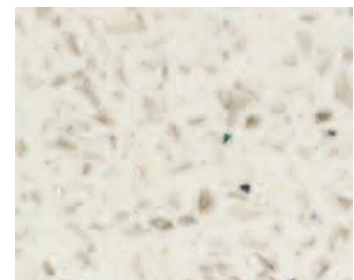


Grey Peppered Spark



**Sand Spark**  
Quartz Price Band **B**

Spectra Seal	Timberwolf
Colorfill	CF044
Upstand	✓
Splashback	✓



**White Terrazzo**  
Quartz Price Band **B**

Spectra Seal	Valenza
Colorfill	CF044
Upstand	✓
Splashback	✓

**We've got you covered**

To create a beautiful seamless finish from any angle, all Square-Edge work surfaces, breakfast bars and island units are sealed with an identical décor on both sides and all edges.

**Through thick and thin**

Whether you favour the understated beauty of 22mm or the raw power of 40mm, you'll find a Square-Edge surface to suit. As ever, a combination of both thicknesses is also an option.

**Beautifully versatile**

Designed for maximum versatility, Spectra Square-Edge can also be used for shelves and cabinet framing to bring further co-ordination into your kitchen and utility room.



More Spectra  
Square-Edge  
over the page...



Medium Grey Slate

**Black Lightning Marble**  
Matt Price Band **A**

Spectra Seal	Black Granite
Colorfill	CF391
Upstand	✓
Splashback	✓

**Lombardy Marble**  
Matt Price Band **A**

Spectra Seal	Light Grey
Colorfill	CF259
Upstand	✓
Splashback	✓

**Andromeda White**  
Quartz Price Band **B**

Spectra Seal	White
Colorfill	CF070
Upstand	✓
Splashback	✓

**Italian Marble**  
Matt Price Band **A**

Spectra Seal	Valenza
Colorfill	CF335
Upstand	✓
Splashback	✓

**Carrera Marble**  
Matt Price Band **A**

Spectra Seal	Valenza
Colorfill	CF044
Upstand	✓
Splashback	✓

**New Natural Slate**  
Sync Price Band **B**

Spectra Seal	Dark Carbon
Colorfill	CF155
Upstand	✓
Splashback	✓

**Square-Edge**

For a copy of the Spectra Curved-Edge brochure call **0121 561 4245** or email your request to **sales@blackheathproducts.co.uk**

**Grey Lightning Stone**  
Matt Price Band **A**

Spectra Seal	Grey
Colorfill	CF047
Upstand	✓
Splashback	✓

**Grey Shuttered Concrete**  
Wood Price Band **A**

Spectra Seal	Light Grey
Colorfill	CF269
Upstand	✓
Splashback	✓

**Medium Grey Slate**  
Sync Price Band **B**

Spectra Seal	Grey
Colorfill	CF439
Upstand	✓
Splashback	✓

**Worcester Oak**

Sync	Price Band <b>B</b>
Spectra Seal	Timberwolf
Colorfill	CF34
Upstand	✓
Splashback	✓

**Light Oak**

Sync	Price Band <b>B</b>
Spectra Seal	Timberwolf
Colorfill	CF111
Upstand	✓
Splashback	✓

**Grey British Oak**

Wood	Price Band <b>A</b>
Spectra Seal	Light Grey
Colorfill	CF076
Upstand	✓
Splashback	✓

**New Blocked Walnut**

Wood	Price Band <b>A</b>
Spectra Seal	Oak Woodmix
Colorfill	CF178
Upstand	✓
Splashback	✓



New Blocked Walnut

**Spectra 20mm and 40mm Square-Edge Range****Worktops: Price Band A – Matt / Stone / Wood**

4050 x 650 x 22mm	£290.55
2020 x 650 x 22mm	£164.92
4050 x 900 x 22mm	£453.11
2020 x 900 x 22mm	£251.58
4050 x 650 x 40mm	£317.42
2020 x 650 x 40mm	£178.36
4050 x 900 x 40mm	£470.25
2020 x 900 x 40mm	£265.02
4050 x 360 x 22mm	£164.25

**Splashback: Price Band A – Matt / Stone / Wood**

3000 x 1210 x 8mm	£227.21
-------------------	---------

**Upstand: Price Band A – Matt / Stone / Wood**

4050 x 100 x 12mm	£53.62
-------------------	--------

**Accessories: Price Band A – Matt / Stone / Wood**

5m Additional Edging	£51.30
1m Additional Edging	£11.19

**Worktops: Price Band B – Quartz / Sync**

4050 x 650 x 22mm	£310.63
2020 x 650 x 22mm	£174.95
4050 x 900 x 22mm	£545.38
2020 x 900 x 22mm	£282.43
4050 x 650 x 40mm	£363.39
2020 x 650 x 40mm	£201.33
4050 x 900 x 40mm	£571.02
2020 x 900 x 40mm	£298.61
4050 x 360 x 22mm	£167.40

**Splashback: Price Band B – Quartz / Sync**

3000 x 1210 x 8mm	£227.21
-------------------	---------

**Upstand: Price Band B – Quartz / Sync**

4050 x 100 x 12mm	£57.92
-------------------	--------

**Accessories: Price Band B – Quartz / Sync**

5m Additional Edging	£56.78
1m Additional Edging	£13.68

**Wild Rustic Oak**

Wood	Price Band <b>A</b>
Spectra Seal	Dark Oak
Colorfill	CF036
Upstand	✓
Splashback	✓

**Cotswold Oak**

Wood	Price Band <b>A</b>
Spectra Seal	Light Oak
Colorfill	CF096
Upstand	✓
Splashback	✓

**Custom-made Kitchen Worksurface Service**

From unusual shapes to contrasting surfaces, we offer a custom-made service that can deliver outstanding stand out in your kitchen.

**See over the page for more details.**

# Spectra Square-Edge Custom-Made Service

## STEP 1: ORDERING

First, get your designer to sketch the worktop, breakfast bar and island unit shapes you want.

Don't forget to specify your choice of décor and thickness and be sure to include the overall dimensions of each shape.

## STEP 2: APPROVAL

After your designer has sent us their sketch we'll create a technical working drawing for you to review and approve.

Exciting times.

## STEP 3: SIGN OFF

Once we've received your written approval we'll start the custom-made manufacturing process.

Doubly exciting times.

## STEP 4: DELIVERY








After we've fully checked the finished custom-made surfaces, we'll deliver them straight to your chosen location within three weeks of the sign-off stage.

## SPECTRA SQUARE-EDGE CUSTOM-MADE FACTS AND FIGURES

Maximum length	4050mm
Maximum width	1200mm
Maximum internal and external radius	600mm
Minimum internal radius	70mm
Minimum external radius	50mm
Thickness options	22mm / 40mm / 80mm / 100mm







## Bespoke Worktop PP Edge

ALL PRICES EXCLUDE VAT

Dimensions	Size	SQUARE CUT Price (RRP)	CURVED CUT Price (RRP)
UP TO 1300mm x 400mm 	XXS	£129.31	£175.04
UP TO 1000mm x 650mm 	XS	£207.87	£272.68
UP TO 2020mm x 650mm 	S	£301.78	£388.20
UP TO 1000mm x 1200mm 	M	£355.36	£451.74
UP TO 2020mm x 1200mm 	L	£480.46	£643.51
UP TO 4050mm x 650mm 	L	£480.46	£643.51
UP TO 4050mm x 1200mm 	XL	£600.42	£935.60

## Bespoke Thickness Worktops Laminate Edged 80mm and 100mm

ALL PRICES EXCLUDE VAT

Dimensions	Size	Price (RRP)	
UP TO 1000mm x 650mm 	XS	£315.55	Bespoke thickness worktops are available 80mm and 100mm depths.
UP TO 2020mm x 650mm 	S	£504.70	
UP TO 1000mm x 1200mm 	M	£504.70	
UP TO 2020mm x 1200mm 	L	£836.56	
UP TO 4050mm x 650mm 	L	£836.56	
UP TO 4050mm x 1200mm 	XL	£1,216.28	



## Spectra Square-Edge online quoting tool

Quoting your custom-made surface couldn't be easier with our handy online quoting tool.

You can specify your décor, dimensions and any additional features you may require.

Access the online quoting tool by visiting [blackheathproducts.co.uk/calculator](http://blackheathproducts.co.uk/calculator)

Décor Name

Thickness  mm

Quote/Order No. or Ref  
*(delete as applicable)*

Décor Name

**Ex Stock Components Number Required**

Worktops	Number Required
2020 x 650 x 22mm	<input type="text"/>
2020 x 650 x 40mm	<input type="text"/>
4050 x 650 x 22mm	<input type="text"/>
4050 x 650 x 40mm	<input type="text"/>
<b>Breakfast Bars</b>	
2020 x 900 x 22mm	<input type="text"/>
2020 x 900 x 40mm	<input type="text"/>
4050 x 900 x 22mm	<input type="text"/>
4050 x 900 x 40mm	<input type="text"/>
<b>Splashback</b>	
3000 x 1210 x 8mm	<input type="text"/>
<b>Upstand</b>	
4050 x 100 x 12mm	<input type="text"/>
<b>Multipurpose Panel</b>	
4050 x 360 x 22mm	<input type="text"/>
<b>Accessories</b>	
Additional Edging - 1m	<input type="text"/>
Additional Edging - 5m	<input type="text"/>
Spectra Seal 150ml <i>(state colour)</i>	<input type="text"/>
<b>Order Date</b>	<input type="text"/>
<b>Delivery Date</b>	<input type="text"/>

**Retailer**

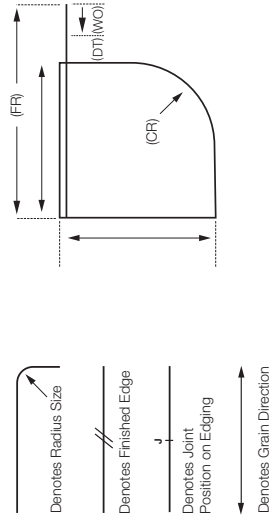
**Contact Name**

**Telephone**

**Address**

Scale 1:20

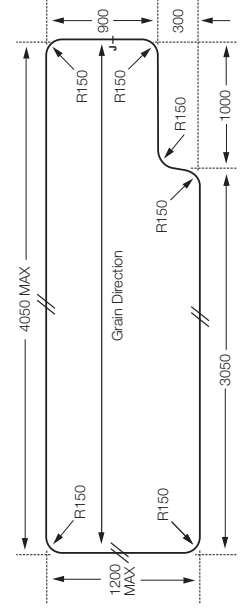
**Spectra Square-Edge Bespoke**



**Calculating Finished Radius**  
 (CR) Cabinet Radius  
 + (DT) Door Thickness  
 + (WO) Workshop Overhang  
 = (FR) Finished Radius

**Radius Restrictions**  
 22mm and 40mm ABS/PP Edged  
 Min Internal radius 50mm  
 Min External radius 50mm  
 80mm-100mm Laminate Edged  
 Min Internal radius 50mm  
 Min External radius 50mm

**Example Diagram**



# Egger 25mm and 40mm Square Edge Worktops

Cremona Marble

## Introducing the Egger 25mm and 40mm Square Edge Décor Collection

The Egger Square Edge Collection offers an exciting and versatile range of high quality and durable worktops. From walnut to oak and concrete to marble, there is a finish to suit everyone.

All Egger worktops have matching upstands, splashbacks, laminate and edging available.

### Egger Square Edge Availability:

<b>Worktops</b>	<b>4100 x 650 x 25mm</b>
	<b>4100 x 650 x 40mm</b>
<b>Breakfast Bars</b>	<b>4100 x 920 x 25mm</b>
	<b>4100 x 920 x 40mm</b>
<b>Upstand</b>	<b>4100mm x 120mm x 8mm</b>
<b>Splashback</b>	<b>4100mm x 640mm x 8mm*</b>


\* All splashbacks (excluding 40mm range) come dual sided

25mm Square Edge

40mm Square Edge



<b>White Levanto Marble</b>	
F812 ST9	<b>25mm</b>
Egger Seal	Stone White
Colorfill	CF051
Upstand	✓
Splashback	✓
Additional edging	✓



<b>Cremona Marble</b>	
F229 ST75	<b>25mm</b>
Egger Seal	Stone White
Colorfill	CF199
Upstand	✓
Splashback	✓
Additional edging	✓



<b>Crystal Marble</b>	
F800 ST9	<b>25mm</b>
Egger Seal	Stone White
Colorfill	CF027
Upstand	✓
Splashback	✓
Additional edging	✓



<b>White Chromix</b>	
F637 ST10	<b>25mm</b>
Egger Seal	Stone White
Colorfill	CF436
Upstand	✓
Splashback	✓
Additional edging	✓



<b>Sand Grey Calvia Stone</b>	
F676 ST75	<b>25mm</b>
Egger Seal	Stone Beige
Colorfill	CF213
Upstand	✓
Splashback	✓
Additional edging	✓



<b>Grey Braganza Granite</b>	
F076 ST75	<b>25mm</b>
Egger Seal	Metal Grey
Colorfill	CF047
Upstand	✓
Splashback	✓
Additional edging	✓



<b>Calais Travertine</b>	
F052 ST75	<b>25mm</b>
Egger Seal	Stone White
Colorfill	CF213
Upstand	✓
Splashback	✓
Additional edging	✓



<b>Light Grey Candela Marble</b>	
F243 ST76	<b>25mm</b>
Egger Seal	Metal Grey
Colorfill	CF040
Upstand	✓
Splashback	✓
Additional edging	✓




<b>Anthracite Metal Rock</b>	
F121 ST87	<b>25mm</b>
Egger Seal	Steel Grey
Colorfill	CF390
Upstand	✓
Splashback	✓
Additional edging	✓



<b>Anthracite Candela Marble</b>	
F244 ST76	<b>25mm</b>
Egger Seal	Dark Graphite
Colorfill	CF089
Upstand	✓
Splashback	✓
Additional edging	✓



<b>Grey Cascia Granite</b>	
F032 ST78	<b>25mm</b>
Egger Seal	Titan Grey
Colorfill	CF153
Upstand	✓
Splashback	✓
Additional edging	✓




<b>Cupria Slate</b>	
F237 ST76	<b>25mm</b>
Egger Seal	Steel Grey
Colorfill	CF155
Upstand	✓
Splashback	✓
Additional edging	✓



<b>Natural Halifax Oak</b>	
H1180 ST37	<b>40mm</b>
Egger Seal	Natural Oak
Colorfill	CF140
Upstand	✓
Splashback	✓
Additional edging	✓



<b>Pewter Halifax Oak</b>	
H3176 ST37	<b>40mm</b>
Egger Seal	Brown Grey Oak
Colorfill	CF116
Upstand	✓
Splashback	✓
Additional edging	✓



<b>Cognac Brown Sherman Oak</b>	
H1344 ST32	<b>40mm</b>
Egger Seal	Light Woodmix
Colorfill	CF257
Upstand	✓
Splashback	✓
Additional edging	✓



<b>Light Natural Davenport Oak</b>	
H3359 ST32	<b>40mm</b>
Egger Seal	Natural Oak
Colorfill	CF140
Upstand	✓
Splashback	✓
Additional edging	✓

**Egger 25mm and 40mm Square-Edge Range Price (RRP)**

Worktops	Price (RRP)
4100 x 650 x 25mm	£230.76
4100 x 650 x 40mm	£397.26
4100 x 920 x 25mm	£385.52
4100 x 920 x 40mm	£620.56
Splashback	
4100mm x 640mm x 8mm*	£165.39
Upstand	
4100mm x 120mm x 8mm**	£94.45
ABS Edging	
5m x 23mm x 1.5mm Long Grain	£11.93
5m x 30mm x 1.5mm Long Grain	£14.94
5m x 43mm x 1.5mm Long Grain	£16.61
5m x 43mm x 1.5mm Short Grain	£16.61
Accessories	
Egger Seal Cartridge 290ml	£27.22

\* All splashbacks come dual sided (excluding the 40mm ranges)

# Kronospan 22mm and 40mm Square Edge Worktops

Atlantic Stone Graphite

## Introducing the Kronospan 22mm and 40mm Square Edge Décor Collection

The Kronospan Studio Range of worktops are produced to precise standards, offering a diverse selection of designs specifically curated to meet interior design requirements at an affordable price.

The worktop collection is thoughtfully paired with ideal profiles to enhance the aesthetic of any kitchen, workspace or commercial area. Ranging from timeless, luxurious wood grain finishes to robust stone, marble, and concrete-inspired decors. The Kronospan Studio Range sets the standard for quality, design, and durability.

### Kronospan Square Edge Availability:

<b>Worktops</b>	<b>3050 x 620 x 22mm</b>
	<b>3050 x 620 x 40mm</b>
<b>Breakfast Bars</b>	<b>3050 x 900 x 40mm</b>
<b>Upstand</b>	<b>3000 x 100 x 20mm</b>
<b>Splashback</b>	<b>3050 x 600 x 6mm</b>

\*Breakfast bars are sometimes called island units or peninsula units. All these descriptions refer to the same product.



Pietra Grey

Dark Grey Concrete	
Rust	<b>40mm Only</b>
TopSeal	Dark Grey
Colorfill	CF089
Upstand	✓
Splashback	✓
Additional Edging	✓

Pietra Grey	
Gloss	<b>40mm Only</b>
TopSeal	Graphite Ice
Colorfill	CF089
Upstand	✓
Splashback	✓
Additional Edging	✓



**Atlantic Stone Graphite**  
Deep Painted **40mm Only**

TopSeal	Dark Grey
Colorfill	CF086
Upstand	✓
Splashback	✓
Additional Edging	✓

**Chepe**  
Deep Painted

TopSeal	Light Grey
Colorfill	CF047
Upstand	✓
Splashback	✓
Additional Edging	✓

**Concrete Art Opal Grey**  
Deep Painted

TopSeal	Valenza
Colorfill	CF436
Upstand	✓
Splashback	✓
Additional Edging	✓

**Venato**  
Super Quality Gloss

TopSeal	Valenza
Colorfill	CF048
Upstand	✓
Splashback	✓
Additional Edging	✓

**Sonomo Oak**  
Authentic Touch **40mm Only**

TopSeal	Light Oak
Colorfill	CF096
Upstand	✓
Splashback	✓
Additional Edging	✓

**Oak Endgrain Classic**  
Authentic Wood **40mm Only**

TopSeal	Oak Woodmix
Colorfill	CF116
Upstand	✓
Splashback	✓
Additional Edging	✓



**Oak Castell**  
Authentic Nature **40mm Only**

TopSeal	Clear
Colorfill	CF257
Upstand	✓
Splashback	✓
Additional Edging	✓

**Oak Endgrain Cognac**  
Authentic Wood **40mm Only**

TopSeal	Dark Brown
Colorfill	CF112
Upstand	✓
Splashback	✓
Additional Edging	✓

Kronospan Square Edge Range		Price (RRP)
<b>Worktops</b>		
3050 x 620 x 22mm		£124.65
3050 x 620 x 40mm		£163.28
3050 x 900 x 40mm		£295.06
<b>Splashback</b>		
3050 x 600 x 6mm		£113.61
<b>Upstand</b>		
3000 x 100 x 20mm		£64.50
<b>Accessories</b>		
1300 x 30 x 1.5mm ABS Edging		£4.57
1300 x 40 x 1.5mm ABS Edging		£4.57

# Spectra 12mm Slim Edge Worktops

White Italian Marble (Island Unit)  
Concrete Woodprint (Worksurfaces)

## Spectra Slim-Edge Décor Collection - Exclusive to Blackheath Products

Great design rarely shouts, but rather quietly commands. Such is the case with Spectra Slim-Edge worktops. Quick to install and impossible to ignore, they provide the perfect option for contemporary kitchens and utility areas.

At just 12mm in thickness, Spectra Slim-Edge is one of the thinnest work surfaces available on the market today. It's also one of the toughest too, not to mention most versatile and sophisticated.

We believe the way a worktop feels is just as important as the way it looks. It's why we've applied three distinctive textures across the Spectra Slim-Edge range to give each of the 18 décors a highly natural feel.

### Spectra Slim-Edge Availability:

<b>Worktop</b>	<b>3050 x 650 x 12mm</b>
<b>Breakfast Bars</b>	<b>3050 x 950 x 12mm</b>
<b>Upstand</b>	<b>3050 x 95 x 12mm</b>
<b>Splashbacks</b>	<b>3050 x 650 x 12mm</b>
	<b>3050 x 950 x 12mm</b>

\*Breakfast bars are sometimes called island units or peninsula units. All these descriptions refer to the same product.




12mm Slim-Edge



For a copy of the Spectra Slim-Edge brochure call **0121 561 4245** or email your request to **sales@blackheathproducts.co.uk**

### Why choose Spectra Slim-Edge?

- **Stunning appearance** of natural stone or marble without the heavy price tag.
- **Impressive impact and abrasion resistance** thanks to its solid construction.
- **Completely waterproof**, enabling you to integrate with stylish drainer grooves and sleek undermounted sinks.
- **Hygienic design** ensures liquids can be easily wiped away without any surface absorption, greatly reducing the growth of bacteria.
- **Quicker and easier to install** than real stone or marble products, Slim-Edge doesn't require any time-consuming surveys and can be installed with regular woodworking tools.



Concrete Woodprint



<b>Pure Black Slate</b>	
Slate	Price Band <b>A</b>
Core Colour	Black
Upstand	✓
Splashback	✓



<b>Lava Flow Slate</b>	
Slate	Price Band <b>A</b>
Core Colour	Black
Upstand	✓
Splashback	✓



**Authentic Textures**

**Slate**

Highlighted by an embossed matt finish, Slate offers a deeply textured finish.

**Nature**

This texture provides a subtle satin feel, suggesting the raw sensation of natural stone.

**Matt**

Providing a cool and smooth texture, matt evokes the feel of fully finished marble.



**Iron Oxide**



<b>Dark Concrete</b>	
Matt	Price Band <b>A</b>
Core Colour	Black
Upstand	✓
Splashback	✓



<b>Iron Oxide</b>	
Slate	Price Band <b>A</b>
Core Colour	Black
Upstand	✓
Splashback	✓



<b>Copper Stone</b>	
Matt	Price Band <b>A</b>
Core Colour	Black
Upstand	✓
Splashback	✓

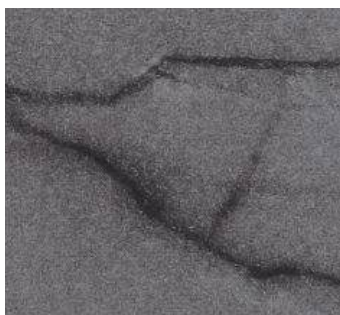


More Spectra  
**Slim-Edge**

over the page...



All Slim-Edge  
décor's are  
12mm thick



<b>Esfahan Stone</b>	
Matt	Price Band <b>B</b>
Core Colour	Dark Grey
Upstand	✓
Splashback	✓



<b>Gold Veined Marble</b>	
Matt	Price Band <b>B</b>
Core Colour	Medium Grey
Upstand	✓
Splashback	✓



<b>Reclaimed Yorkstone</b>	
Matt	Price Band <b>B</b>
Core Colour	Medium Grey
Upstand	✓
Splashback	✓



<b>Grey Shuttered Concrete</b>	
Matt	Price Band <b>B</b>
Core Colour	Medium Grey
Upstand	✓
Splashback	✓



<b>Storm Quartz</b>	
Matt	Price Band <b>B</b>
Core Colour	Dark Grey
Upstand	✓
Splashback	✓



<b>Concrete Woodprint</b>	
Nature	Price Band <b>A</b>
Core Colour	Black
Upstand	✓
Splashback	✓



<b>Concrete Cloud</b>	
Matt	Price Band <b>B</b>
Core Colour	Medium Grey
Upstand	✓
Splashback	✓



Concrete Cloud



<b>Grey Quartz</b>	
Matt	Price Band <b>B</b>
Core Colour	Medium Grey
Upstand	✓
Splashback	✓




<b>Light Grey Marble</b>	
Matt	Price Band <b>B</b>
Core Colour	Medium Grey
Upstand	✓
Splashback	✓



<b>White Italian Marble</b>	
Matt	Price Band <b>B</b>
Core Colour	White
Upstand	✓
Splashback	✓



<b>Calm White Quartz</b>	
Matt	Price Band <b>B</b>
Core Colour	White
Upstand	✓
Splashback	✓



<b>Venetian Marble</b>	
Matt	Price Band <b>B</b>
Core Colour	White
Upstand	✓
Splashback	✓



<b>Navola Marble</b>	
Matt	Price Band <b>B</b>
Core Colour	White
Upstand	✓
Splashback	✓



<b>Spectra 12mm Slim-Edge Range</b>		Price (RRP)
<b>Worktops: Price Band A – Black Core</b>		
3050 x 650 x 12mm		£366.98
3050 x 950 x 12mm		£682.24
<b>Splashbacks: Price Band A – Black Core</b>		
3050 x 650 x 12mm		£366.98
3050 x 950 x 12mm		£682.24
<b>Upstand: Price Band A – Black Core</b>		
3050 x 95 x 12mm		£81.97
<b>Worktops: Price Band B – Coloured Core</b>		
3050 x 650 x 12mm		£599.57
3050 x 950 x 12mm		£1,137.98
<b>Splashbacks: Price Band B – Coloured Core</b>		
3050 x 650 x 12mm		£599.57
3050 x 950 x 12mm		£1,137.98
<b>Upstand: Price Band B – Coloured Core</b>		
3050 x 95 x 12mm		£113.94
<b>Accessories</b>		
Installation kit 1 - suitable for 2 worktop joints up to 950mm and undermount sink installation		£62.47
Installation kit 2 - suitable for 1 worktop joints up to 950mm		£26.62



White Italian Marble



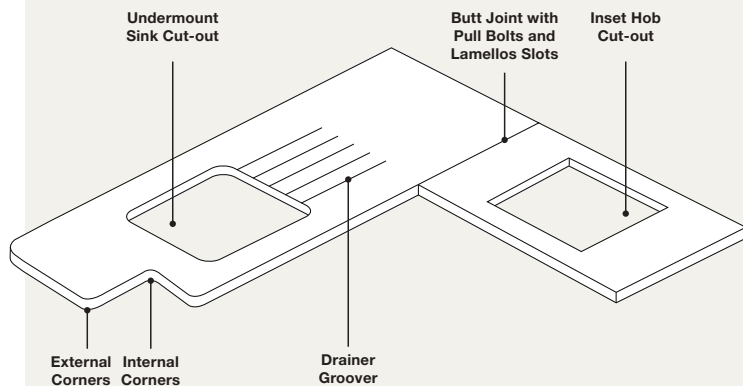
**Custom-made Kitchen Worksurface Service**

From unusual shapes to contrasting surfaces, we offer a custom-made service that can deliver outstanding stand out in your kitchen.

**See over the page for more details.**

# Spectra Slim-Edge Custom-Made Service

Let us manufacture your custom-made Spectra Slim-Edge surfaces to whatever shape and size you need. And we can add features such as sink and hob cut outs, drainer grooves and butt joints - saving you time and money.



## STEP 1: ORDERING

First, arrange a sketch of the surfaces you need, showing the selected decor, shapes and dimensions.

## STEP 2: APPROVAL

From your initial drawing we create a technical drawing and send it to you to approve and confirm price.

## STEP 3: MANUFACTURE

Once we've received your signed approval, we'll produce your custom-made Spectra Slim-Edge surfaces.

## STEP 4: DELIVERY

We deliver your completed custom-made surfaces within three weeks of receiving your signed off drawing approval.

### Custom Worktops - Price Band A - Black Core

ALL PRICES EXCLUDE VAT

Dimensions	SQUARE CUT Price (RRP)	CURVED CUT Price (RRP)
Up to 3050 x 650 x 12mm Worktop / Splashback	£455.96	£587.14
Up to 3050 x 950 x 12mm Breakfast Bar / Splashback	£844.23	£922.94





### Custom Worktops - Price Band B - Coloured Core

ALL PRICES EXCLUDE VAT

Dimensions	SQUARE CUT Price (RRP)	CURVED CUT Price (RRP)
Up to 3050 x 650 x 12mm Worktop / Splashback	£714.18	£859.92
Up to 3050 x 950 x 12mm Breakfast Bar / Splashback	£1,276.18	£1,363.63

### Additional Features

ALL PRICES EXCLUDE VAT

<b>Unpolished Inset Sink or Hob Cut-out</b>  Price (RRP) £128.56	<b>Polished Undermount Sink Cut-out</b>  Price (RRP) £207.26	<b>Set of 5 Drainer Grooves</b>  Price (RRP) £207.26	<b>Butt Joint with Cut-outs for Pull Bolts and Lamellos</b>  Price (RRP) £91.83
---	---	--	--

For further information regarding the custom-made service please call 0121 561 4245 or email [sales@blackheathproducts.co.uk](mailto:sales@blackheathproducts.co.uk)




## Spectra Slim-Edge online quoting tool

Quoting your custom-made surface couldn't be easier with our handy online quoting tool.

You can specify your décor, dimensions and any additional features you may require.

Access the online quoting tool by visiting [blackheathproducts.co.uk/calculator](http://blackheathproducts.co.uk/calculator)

Scale 1:50



Slim-Edge  
Contemporary laminate surfaces

Quote/Order No. or Ref  
*(delete as applicable)*

Décor Name

Ex Stock Components Number Required

Worktops  
3050 x 650 x 22mm

Breakfast Bars  
3050 x 950 x 12mm

Splashbacks  
3050 x 650 x 12mm  
3050 x 950 x 12mm

Upstands  
3050 x 95 x 12mm

Accessories

Installation Kit 1

Installation Kit 2

Heat Reflective Tape 3m

Heat Reflective Tape 45m

Spectra Seal 290ml *(state colour)*

Order Date

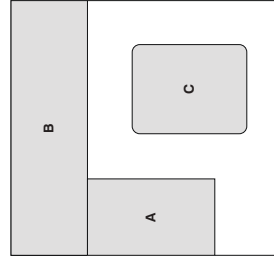
Delivery Date

Décor Name

Draw your custom-made surfaces design including any additional features such as sink and hob cut-outs. It is important that you let us know how your custom-made surfaces will be positioned within the room design by sending us a sketch.

Our advice is that most surfaces are supplied over size so that you avoid the need for expensive templating. Please see the configuration example below for details.

### Spectra Slim-Edge Worktop Configuration



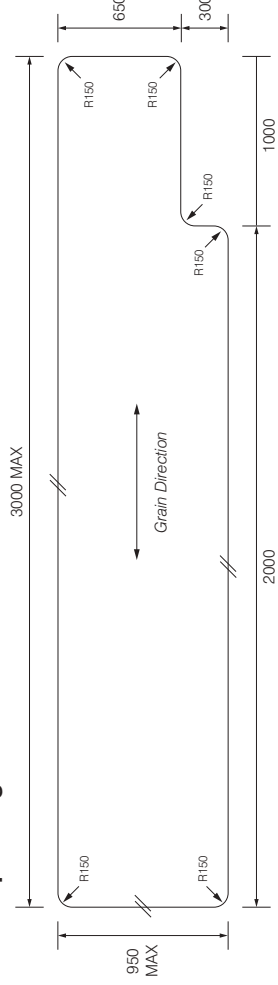
Configuration Example:

**A - Open End Worktop**  
Worktop A is open at one end so it should not be necessary to supply this over size.

**B - Restricted Worktop**  
Worktop B is fixed in size between 2 walls. We will supply this over size for you to scribe accurately on site.

**C - Island Worktop**  
Worktop C is an island and can be supplied to the exact size required with finished edges.

### Example Diagram



Radius restrictions: Minimum internal radius 30mm, Minimum external radius 30mm.

Retailer

Contact Name

Telephone

Address

# Zenith 12mm Compact Worktops



Marmor Paros

## Inspired by Natural Materials. Introducing the compact 12mm Zenith Collection.

Choose from the Zenith range of 12mm solid laminate worksurfaces, breakfast bars and upstands to achieve a finish that is as stylish as it is durable.

You can enjoy the visual appeal of stone with the practical benefits of laminate, as Zenith is incredibly versatile, easy to install and requires no complex maintenance routine. Let your creativity flow with Zenith to incorporate drainer grooves, waterfall edges, matching shelves and more!

Available in a variety of marble, stone and industrial-inspired finishes, Zenith worktops can complement a wide range of home aesthetics.

### Zenith Compact Availability:

<b>Worktop</b>	<b>3050 x 650 x 12mm</b>
<b>Breakfast Bars</b>	<b>3050 x 950 x 12mm</b>
<b>Upstand</b>	<b>3050 x 100 x 12mm</b>
<b>Splashbacks</b>	<b>3050 x 600 x 9mm (MDF)</b>

\*Breakfast bars are sometimes called island units or peninsula units. All these descriptions refer to the same product.

12mm Compact



For a copy of the Zenith Compact brochure call **0121 561 4245** or email your request to **sales@blackheathproducts.co.uk**


### Zenith Textures and Features:

- **Traceless Premium** Our anti-fingerprint surface has a velvety feel and deep matt finish which absorbs light creating a stunning result. Traceless is repairable thanks to its innovative technology meaning micro-scratches can be repaired with a melamine sponge.
- **Granite** Evoking natural stone and the feel of granite, underlaid by an uneven, subtle satin texture.
- **Roche** An uneven texture with hints of natural stone or hammered metal combined with a matt finish that creates a surprising depth.
- **Extra Matt** Matt appearance with limited reflection.
- **Fusion** Coarse matt surface with elements of gloss reflections which make the surface vibrate with oxidised reflections, patinated with vivid material and a corroded feel.
- **Real Material** Naturally smooth with the characteristics of natural stone.



**Noir**Fusion Price Band **1**

Core Colour	Black
BB Complete	Jet Black
Upstand	✓
Splashback	✓

**Don Tello Marble**Traceless Premium Price Band **2**

Core Colour	Black
BB Complete	Jet Black
Upstand	✓
Splashback	✓


**Design Innovation**

Zenith can be cut into any shape and refinished with no need for additional edging. Use it for integrated drainer grooves, as shown here, which show off the stunning coloured core.

As well as waterfall details, cladding and matching shelves or sills to create truly bespoke kitchen designs.

**Anthracite Metal****Anthracite Metal**Traceless Premium Price Band **3**

Core Colour	Dark Grey
BB Complete	Basalt Grey
Upstand	✓
Splashback	✓

**Raja Black**Extra Matt Price Band **1**

Core Colour	Black
BB Complete	Jet Black
Upstand	✓
Splashback	✓

**Magma**Roche Price Band **1**

Core Colour	Black
BB Complete	Jet Black
Upstand	✓
Splashback	✓

**More Zenith**

over the page...




Marmo Grigio



<b>Cloudy Nova</b>	
Extra Matt	Price Band <b>3</b>
Core Colour	Dark Grey
BB Complete	Basalt Grey
Upstand	✓
Splashback	✓



<b>Corroda</b>	
Real Material	Price Band <b>3</b>
Core Colour	Dark Grey
BB Complete	Basalt Grey
Upstand	✓
Splashback	✓



<b>Marmo Grigio</b>	
Extra Matt	Price Band <b>3</b>
Core Colour	Dark Grey
BB Complete	Silver Grey
Upstand	✓
Splashback	✓



<b>Tectonica Fizzy</b>	
Extra Matt	Price Band <b>3</b>
Core Colour	Light Grey
BB Complete	Silver Grey
Upstand	✓
Splashback	✓



All Zenith  
décors are  
12mm thick



<b>Woodstone Grey</b>	
Granite	Price Band <b>1</b>
Core Colour	Black
BB Complete	Silver Grey
Upstand	✓
Splashback	✓



<b>Caldeira (Black Core)</b>	
Roche	Price Band <b>1</b>
Core Colour	Black
BB Complete	Mushroom
Upstand	✓
Splashback	✓



<b>Caldeira (Grey Core)</b>	
Extra Matt	Price Band <b>3</b>
Core Colour	Dark Grey
BB Complete	Mushroom
Upstand	✓
Splashback	✓

**Blanc Crystal**

Fusion	Price Band <b>3</b>
Core Colour	Cold White
BB Complete	Ice White
Upstand	✓
Splashback	✓

**Cloudy Cement**

Extra Matt	Price Band <b>3</b>
Core Colour	Light Grey
BB Complete	Silver Grey
Upstand	✓
Splashback	✓

**Chaux Sablee Fizzy**

Extra Matt	Price Band <b>3</b>
Core Colour	Light Grey
BB Complete	Silver Grey
Upstand	✓
Splashback	✓

**Pokhara Marble**

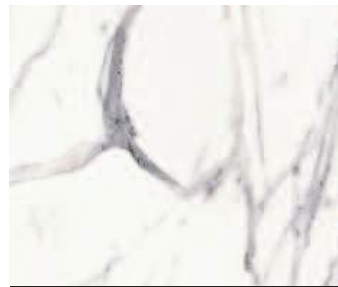
Extra Matt	Price Band <b>3</b>
Core Colour	Light Grey
BB Complete	Ash Grey
Upstand	✓
Splashback	✓

**Marmo Treviso**

Extra Matt	Price Band <b>3</b>
Core Colour	Light Grey
BB Complete	Silver Grey
Upstand	✓
Splashback	✓

**Torrano Marble**

Extra Matt	Price Band <b>3</b>
Core Colour	Warm White
BB Complete	Silver Grey
Upstand	✓
Splashback	✓

**Marmo Treviso**

Extra Matt	Price Band <b>3</b>
Core Colour	Light Grey
BB Complete	Silver Grey
Upstand	✓
Splashback	✓

**Marmor Paros**

Extra Matt	Price Band <b>3</b>
Core Colour	Warm White
BB Complete	Ice White
Upstand	✓
Splashback	✓



Marmo Treviso

**Zenith 12mm Compact Range** Price (RRP)**Worktops: Price Band 1 – Black Core**

3050 x 650 x 12mm £320.17

3050 x 950 x 12mm £595.66

**Splashback: Price Band 1 – Black Core**

3000 x 600 x 9mm £95.83

**Upstand: Price Band Price Band 1 – Black Core**

3050 x 100 x 12mm £74.58

**Worktops: Price Band 2 – Black Core: Traceless Premium**

3050 x 650 x 12mm £629.58

3050 x 950 x 12mm £1,194.91

**Splashback: Price Band 2 – Black Core: Traceless Premium**

3000 x 600 x 9mm £139.67

**Upstand: Price Band Price Band 2 – Black Core: Traceless Premium**

3050 x 100 x 12mm £168.00

**Worktops: Price Band 3 – Coloured Core**

3050 x 650 x 12mm £629.58

3050 x 950 x 12mm £1,194.91

**Splashback: Price Band 3 – Coloured Core**

3000 x 600 x 9mm £139.67

**Upstand: Price Band Price Band 3 – Coloured Core**

3050 x 100 x 12mm £168.00



Torrano Marble

# Spectra 30mm and 40mm Solid Wood Worktops

Rustic Oak

## Spectra 30mm and 40mm Solid Wood Décor Collection - Exclusive to Blackheath Products

Naturally enduring, naturally hygienic, naturally adaptable. The benefits of solid wood surfaces speak for themselves, which is why we're pleased to introduce the Spectra Solid-Wood range.

Not only do Spectra Solid-Wood work surfaces look stunning, they have proven antibacterial properties making them an ideal choice for your kitchen. Furthermore, while modern synthetic laminates and plastics may denature, warp or lose colour over time, timber surfaces look better the longer you have them.

### Spectra Solid Wood Availability:

<b>Rustic Worktops</b>	<b>3000 x 650 x 30mm</b> <b>3000 x 900 x 30mm</b> <b>3000 x 650 x 40mm</b> <b>3000 x 900 x 40mm</b>
<b>European Worktops</b>	<b>2000 x 650 x 40mm</b> <b>3000 x 650 x 40mm</b> <b>4000 x 650 x 40mm</b>
<b>Upstand</b>	<b>3000 x 900 x 40mm</b> <b>3000 x 100 x 20mm</b>

30mm Solid-Wood

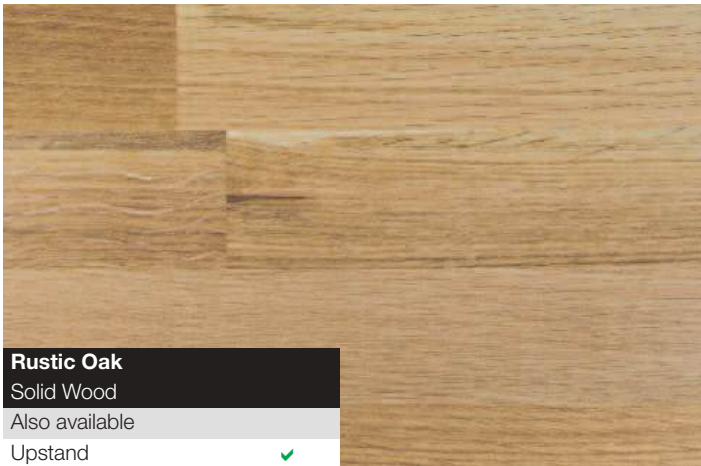
40mm Solid-Wood

### Specification

- Each species of wood is manufactured from a sustainable source, assured by our source of supply FSC accreditation.
- The work surfaces are un-oiled and pre-sanded to a 180 grit for a finer finish.
- The profile is a square cut design that can be left for a contemporary look or shaped to your own design.
- Staves are hand selected into complementary colour and grain patterns to create a beautiful and unique surface.
- Wrapped in polythene and heavy duty cardboard for extra protection during transportation.
- Proven natural antibacterial properties, unlike many synthetic surfaces and is completely non-toxic.

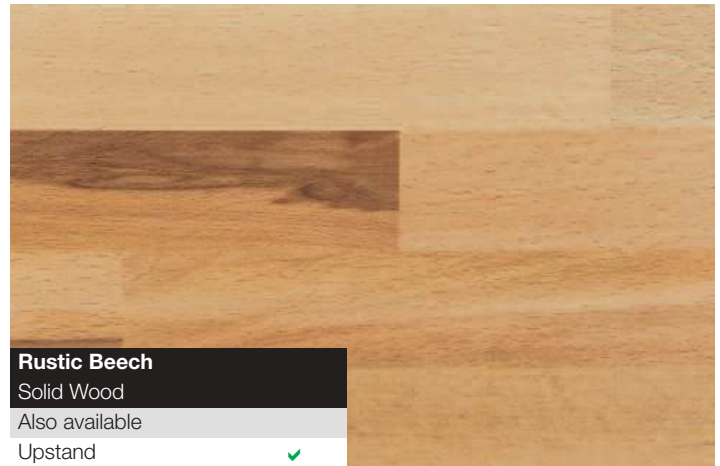


We recommend preserving oil to maintain your Spectra Solid Wood work surfaces. The oil not only makes your surface resistant to water damage but gives it a richer, darker finish.


**Rustic Oak**

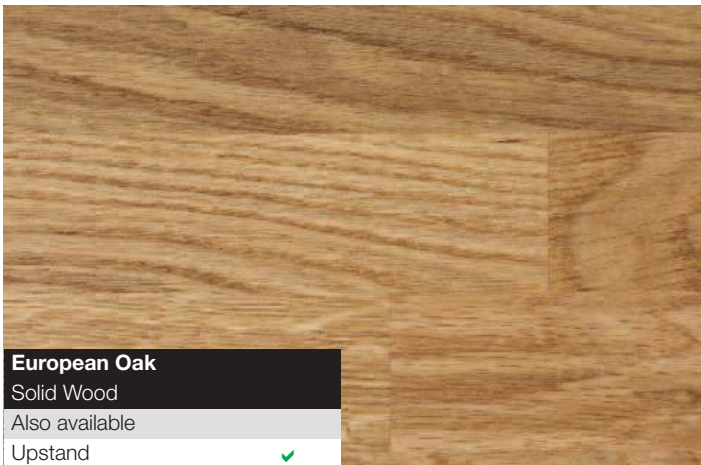
Solid Wood

Also available

Upstand 
**Rustic Beech**

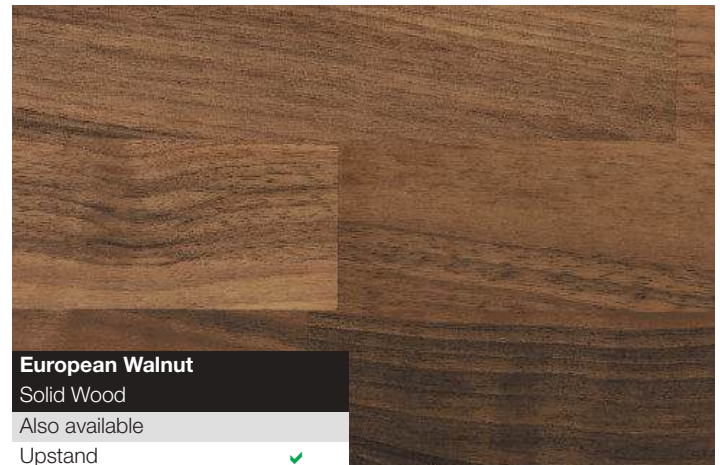
Solid Wood

Also available

Upstand 
**European Oak**

Solid Wood

Also available

Upstand 
**European Walnut**

Solid Wood

Also available

Upstand 

European Walnut

Spectra 30mm and 40mm Solid-Wood Range	Price (RRP)
<b>Worktops: Rustic Oak</b>	
3000 x 650 x 30mm	£333.14
3000 x 900 x 30mm	£451.74
3000 x 650 x 40mm	£435.93
3000 x 900 x 40mm	£594.05
<b>Upstand: Rustic Oak</b>	
3000 x 100 x 20mm	£52.21
<b>Worktops: Rustic Beech</b>	
3000 x 650 x 30mm	£248.36
3000 x 900 x 30mm	£332.89
3000 x 650 x 40mm	£321.62
3000 x 900 x 40mm	£434.31
<b>Upstand: Rustic Beech</b>	
3000 x 100 x 20mm	£46.70
<b>Worktops: European Oak</b>	
2000 x 650 x 40mm	£367.19
3000 x 650 x 40mm	£536.48
4000 x 650 x 40mm	£705.76
3000 x 900 x 40mm	£731.81
<b>Upstand: European Oak</b>	
3000 x 100 x 20mm	£52.21
<b>Worktops: European Walnut</b>	
2000 x 650 x 40mm	£568.11
3000 x 650 x 40mm	£837.85
4000 x 650 x 40mm	£1,107.60
3000 x 900 x 40mm	£1,149.09
<b>Upstand: European Walnut</b>	
3000 x 100 x 20mm	£88.15
<b>Accessories</b>	
Solid Wood Oil - 500ml	£19.68

## Display Discount

Display discounts are available. Please see your local Blackheath Area Sales Manager for further details. If you don't have an account with us please call **0121 561 4245** and we will send you an account application form.

## Worksurface Display Options

In conjunction with various manufacturers, Blackheath Products have produced this attractive range of point of sale display stands and other marketing materials. Please note stand dimensions are shown below as width x height x depth.



### Mirostone Worksurface Sample Box

230 x 95 x 255mm



### Mirostone Worksurface Display Stand

640 x 450 x 260mm



### Staron Worksurface Display Stand

560 x 350 x 250mm



### Staron Worksurface Sample Case

420 x 110 x 300mm



Staron I Peak (White Stone Range)



# Solid Surfaces

**Solid surfaces offer all the beauty and feel of natural stone combined with the added bonus of being exceptional practical.**

At Blackheath Products we stock Staron and Lamar as well as our very own exclusive Mirostone range of solid surface materials for you to choose from.

All of the following products offer amazing stone effects that are ideal for all types of applications.

mirostone® staron® LAMAR

# Mirostone Solid Surfacing

Taj Mahal (Island Unit), Avalon (Worksurfaces)

## Mirostone - Solid surfaces for every room Exclusive to Blackheath Products

Mirostone is a range of durable worksurfaces, that have all the beauty and feel of natural stone combined with exceptional practicality. This makes it the perfect surface for domestic kitchens, but is equally at home in the bathroom or bedroom.

All 17 Mirostone décors are 20mm thick to reduce costs and installation weights.

Mirostone can be fitted safely and easily by specialist qualified installers.

Mirostone's 17 distinctive designs are not just skin deep, they run consistently throughout its thickness. So now you can have some uniquely stylish and practical worksurface features.

### Mirostone Availability:

<b>Worksurface</b>	<b>3000 x 650 x 20mm</b>
<b>Breakfast Bar</b>	<b>2000 x 960 x 20mm</b>
<b>Upstand</b>	<b>3000 x 100 x 12mm</b>
<b>Splashback</b>	<b>3000 x 760 x 12mm</b>

\*Breakfast bars are sometimes called island units or peninsula units. All these descriptions refer to the same product.




For a copy of our Mirostone collection brochure call **0121 561 4245** or email your request to **sales@blackheathproducts.co.uk**

### Benefits of Mirostone

- Mirostone does not need to be templated; it can be installed as quickly as a standard decorative laminate worksurface.
- Mirostone sheets can be joined and easily integrated with Mirostone sinks and bowls with imperceptible seams.
- Mirostone is repairable in the unlikely occurrence of damage.
- Mirostone is non-toxic, hygienic and waterproof.
- Mirostone is completely solid and so it is not bonded to a substrate. Therefore it will not delaminate.
- Mirostone has a 10 year warranty.





<b>Pure White</b>	
	Price Band <b>A</b>
Adhesive	B-White
Upstand	✓
Splashback	✓



<b>Angel</b>	
	Price Band <b>A</b>
Adhesive	A-Glacier
Upstand	✓
Splashback	✓



<b>Snow Quartz</b>	
	Price Band <b>A</b>
Adhesive	S-Icicle
Upstand	✓
Splashback	✓

**10 year limited warranty**

We are confident in the quality of Mirostone solid surfaces.

To ensure your satisfaction, we are proud to offer our 10 year limited warranty for domestic homeowners. It's your assurance that your Mirostone solid surfaces will maintain their long term value.

Please refer to our warranty, which is contained within our leaflet 'How to care for your solid surfaces' for full details.




Taj Mahal



<b>San Marco</b>	
	Price Band <b>B</b>
Adhesive	Dazzling White
Upstand	✓
Splashback	✓



<b>Lotus Temple</b>	
	Price Band <b>B</b>
Adhesive	Quasar White
Upstand	✓
Splashback	✓



<b>Taj Mahal</b>	
	Price Band <b>B</b>
Adhesive	B-White
Upstand	✓
Splashback	✓



More Mirostone®  
over the page...

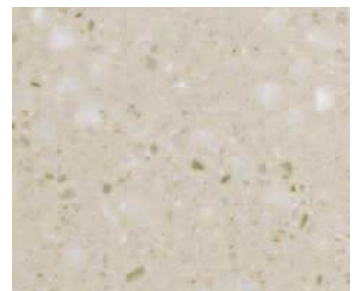
The 100% waterproof quality of Mirostone® makes it one of the most hygienic surfaces available



<b>Colosseum</b>	Price Band <b>B</b>
Adhesive	Pure White
Upstand	✓
Splashback	✓



<b>Alaskan</b>	Price Band <b>B</b>
Adhesive	T-Peak
Upstand	✓
Splashback	✓




<b>Cotswold</b>	Price Band <b>A</b>
Adhesive	S-Cornhusk
Upstand	✓
Splashback	✓



Broadway



<b>Broadway</b>	Price Band <b>C</b>
Adhesive	A-Snow
Upstand	✓
Splashback	✓



<b>Arctic</b>	Price Band <b>A</b>
Adhesive	P-Swan
Upstand	✓
Splashback	✓



<b>Madison Avenue</b>	Price Band <b>C</b>
Adhesive	A-Glacier
Upstand	✓
Splashback	✓



<b>Avalon</b>	Price Band <b>A</b>
Adhesive	S-Sahara
Upstand	✓
Splashback	✓



Mirostone's versatility means it is also at home being soaked in a busy bathroom, giving you a durable, hygienic and safe surface for your family.

Angel



Sidewalk

Price Band **A**

Adhesive S-Heron

Upstand ✓

Splashback ✓



Parisian Cafe

Price Band **C**

Adhesive Serene

Upstand ✓

Splashback ✓



Cool Steel Sparkle

Price Band **B**

Adhesive S-Dark Nebula

Upstand ✓

Splashback ✓



Cosmic Gold Quartz

Price Band **B**

Adhesive S-Dark Nebula

Upstand ✓

Splashback ✓

Mirostone Range	Price (RRP)
<b>Worksurface: Price Band A</b>	
3000 x 650 x 20mm	£552.00
<b>Breakfast Bar: Price Band A</b>	
2000 x 960 x 20mm	£556.85
<b>Splashback: Price Band A</b>	
3000 x 760 x 12mm	£412.49
<b>Upstand: Price Band A</b>	
3000 x 100 x 12mm	£98.99
<b>Worksurface: Price Band B</b>	
3000 x 650 x 20mm	£626.30
<b>Breakfast Bar: Price Band B</b>	
2000 x 960 x 20mm	£633.15
<b>Splashback: Price Band B</b>	
3000 x 760 x 12mm	£464.03
<b>Upstand: Price Band B</b>	
3000 x 100 x 12mm	£111.37
<b>Worksurface: Price Band C</b>	
3000 x 650 x 20mm	£688.16
<b>Breakfast Bar: Price Band C</b>	
2000 x 960 x 20mm	£696.47
<b>Splashback: Price Band C</b>	
3000 x 760 x 12mm	£509.83
<b>Upstand: Price Band C</b>	
3000 x 100 x 12mm	£122.51

Unlike all the other Mirostone décors, you need a larger full sheet image to see the beauty of the 7 marble-effect décors.




# Mirostone Accessories

## Solid Surface Sink Fixings

Pack of 20



## Suction Clamps



## Denatured Alcohol

250ml or  
1 Litre  
Bottle



## Skeleton Application Gun

50ml or 250ml Cartridge



## Joint Adhesive Cartridge

50ml (1 Tip) or 250ml (2 Tips)\*



\*Spare Mixer Tips Also Available

## Care and Maintenance Kit



## Jointing Lamellos

Clear plastic



## Slim Worktop Bolt



## Worktop Support Bar and Bracket Kit



## Aluminium Heat Reflective Tape

45m x 50mm Roll

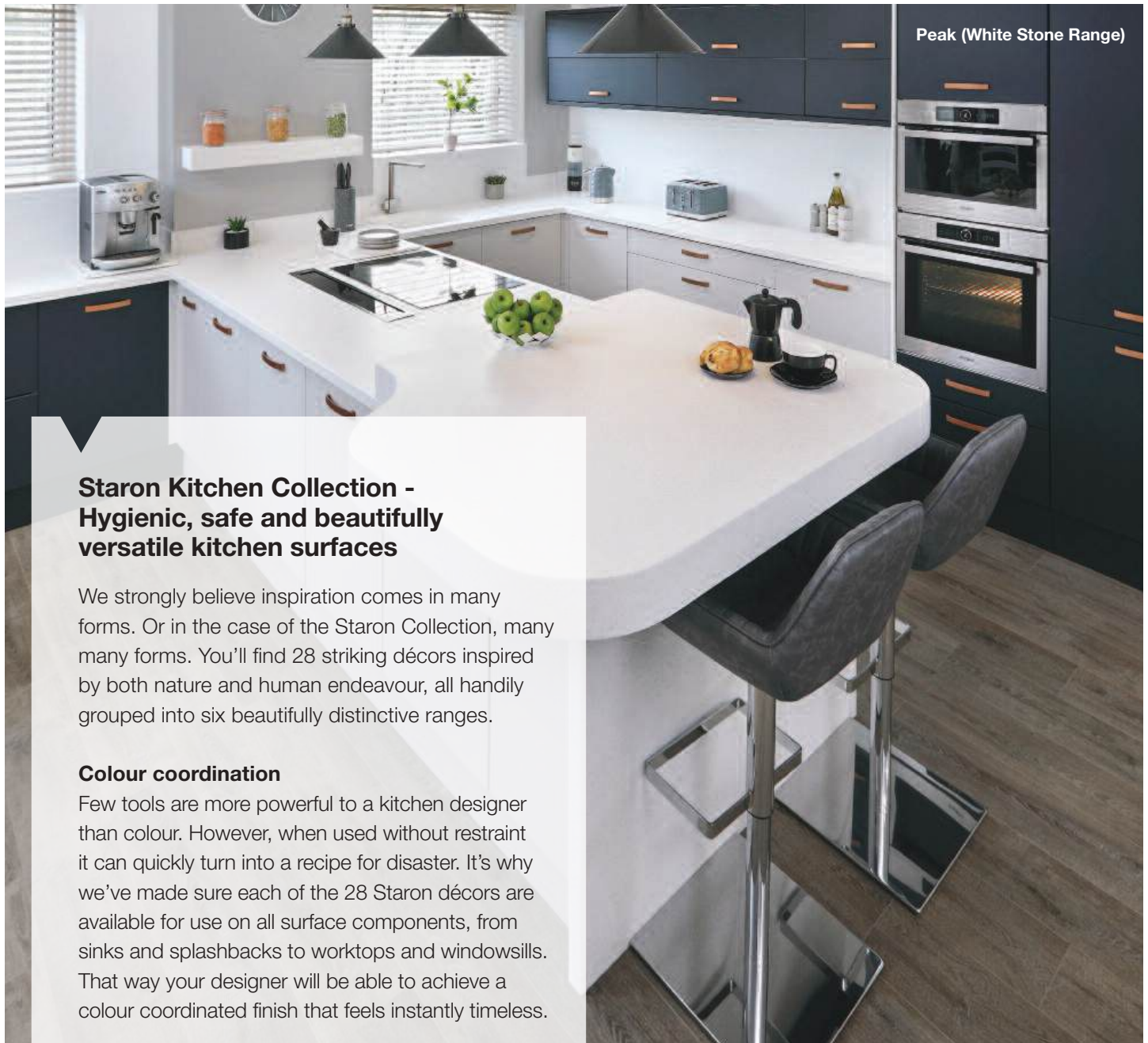


## Installation Kit



Mirostone Accessories	Price (RRP)
Solid Surface Sink Fixings (Pack of 20)	£5.62
Suction Clamps	£473.03
Jointing Lamellos (Clear Plastic)	£1.10
Slim Worktop Bolt	£5.40
Denatured Alcohol (250ml)	£9.46
Denatured Alcohol (1 Litre)	£11.92
Skeleton Application Gun (50ml Cartridge)	£37.84
Skeleton Application Gun (250ml Cartridge)	£113.53
Aluminium Heat Reflective Tape (45m x 50mm)	£17.80
Joint Adhesive Cartridge (50ml)	£12.24
Joint Adhesive Cartridge (250ml)	£38.96
Spare Mixer Tip (50ml)	£0.94
Spare Mixer Tip (250ml)	£1.90
Care and Maintenance Kit	£28.38
Installation Kit	£56.67
Worktop Support Bar and Bracket Kit	£50.90

# Staron Solid Surfacing



Peak (White Stone Range)

## Staron Kitchen Collection - Hygienic, safe and beautifully versatile kitchen surfaces

We strongly believe inspiration comes in many forms. Or in the case of the Staron Collection, many many forms. You'll find 28 striking décors inspired by both nature and human endeavour, all handily grouped into six beautifully distinctive ranges.

### Colour coordination

Few tools are more powerful to a kitchen designer than colour. However, when used without restraint it can quickly turn into a recipe for disaster. It's why we've made sure each of the 28 Staron décors are available for use on all surface components, from sinks and splashbacks to worktops and windowsills. That way your designer will be able to achieve a colour coordinated finish that feels instantly timeless.



### A cut above

While we may be experts in making kitchens look stunning, it's always been our view there's nothing more beautiful about a kitchen than seeing it used day in, day out. It's why every Staron surface is designed to withstand years of splashes, spillages and splodges. And we're so confident Staron is up to the task that we offer a 10-year limited homeowner warranty. What's more, this warranty is fully transferable so you'll be able to pass it on should you ever sell your home in the future.

Key to availability ■ Available ex-factory ✓ Available ex-stock Blackheath



**Go thick or thin!**

When you choose Staron you can also choose the thickness of your worksurfaces with the help of your kitchen designer. From fashionably thin up to whatever thickness you want. You can even stylishly incorporate a mixture of thicknesses into your kitchen design. How about an ultra thick 100mm surface on the breakfast bar and ultra thin 12mm for all the other worksurfaces? And of course with Staron, you can seamlessly have whatever length or depth of worksurface or breakfast bar you want.

**Complete the look**

Create a look that beautifully flows from one surface to another with our range of solid surface sinks and bowls. Whichever style you choose, Staron's non-porous, 100% waterproof surfaces are always easy to clean and maintain.

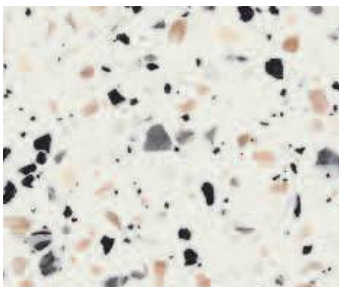


**Terrazzo Range**

While rooted in tradition, terrazzo design is increasingly being embraced in modern kitchens. You'll find three distinctively different styles just a stone's throw away.



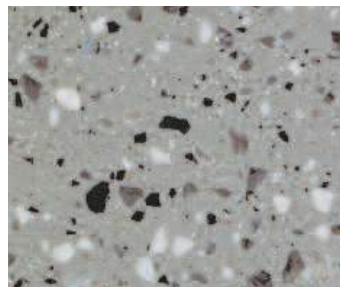
Terrazzo Bologna



<b>Terrazzo Venezia</b>	
Terrazzo Range	
Adhesive	B/White
6mm available	✗
12mm available	✓



<b>Terrazzo Bologna</b>	
Terrazzo Range	
Adhesive	SP/Beige Granite
6mm available	✗
12mm available	✓



<b>Terrazzo Torino</b>	
Terrazzo Range	
Adhesive	S/Heron
6mm available	✗
12mm available	✓




For a copy of our Staron Kitchen Collection brochure call **0121 561 4245** or email your request to **sales@blackheathproducts.co.uk**

✦ Darker colours in the Staron range are more delicate than lighter colours and require a greater level of care. These colours will not be covered by the 10-year warranty for use in domestic kitchens.

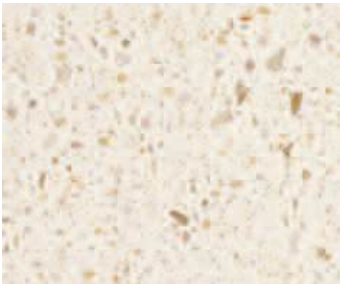


## Granite Range

Enjoy the sparkling grandeur of granite without the challenging maintenance of, well, granite. Seven granite effect décors are available, each providing a mesmerising lightshow from any angle.



Pebble Grey



<b>Bamboo</b>	
Granite Range	
Adhesive	T/Bamboo
6mm available	✗
12mm available	✓




<b>Pebble Saratoga</b>	
Granite Range	
Adhesive	S/Sahara
6mm available	■
12mm available	✓




<b>Glimmer</b>	
Granite Range	
Adhesive	Pearl
6mm available	✗
12mm available	✓



<b>Genesis</b>	
Granite Range	
Adhesive	T/Genesis
6mm available	✗
12mm available	✓



<b>Pebble Grey</b>	
Granite Range	
Adhesive	A/Grey
6mm available	■
12mm available	✓




<b>Zenith</b>	
Granite Range	
Adhesive	T/Zenith
6mm available	✗
12mm available	✓



Bamboo



<b>Caviar</b>	
Granite Range	
Adhesive	T/Caviar
6mm available	✗
12mm available	✓



Glimmer

\*Darker colours in the Staron range are more delicate than lighter colours and require a greater level of care. These colours will not be covered by the 10-year warranty for use in domestic kitchens.

Key to availability ✓ Available ex-stock Blackheath

### Travertine Marble Range

Each of the four décors in this range combines swirls of colour with the classic cloud-like veins so synonymous with marble.



Dandelion



Cloudbank	
Travertine Marble Range	
Adhesive	SP/Cloudbank
6mm available	✗
12mm available	✓



Ocean View	
Travertine Marble Range	
Adhesive	Q/Bluff
6mm available	✗
12mm available	✓



Dawn	
Travertine Marble Range	
Adhesive	A/Glacier
6mm available	✗
12mm available	✓



Dandelion	
Travertine Marble Range	
Adhesive	S/Cornhusk
6mm available	✗
12mm available	✓

### Tuscany Marble Range

Drawing inspiration from the marbles quarried in the Tuscany region of Italy, these three marble-effect décors add instant glamour and gravitas to any kitchen.



Rotor Cloud



Cotton White	
Tuscany Marble Range	
Adhesive	A/Snow
6mm available	✗
12mm available	✓



Rotor Cloud	
Tuscany Marble Range	
Adhesive	S/Sahara
6mm available	✗
12mm available	✓




Beige Granite	
Tuscany Marble Range	
Adhesive	SP/Beige Granite
6mm available	✗
12mm available	✓



Staron prices are available from your approved fabricator

## White Stone Range

There's a reason white remains a timeless colour choice in the kitchen. Naturally it brings added light and brightness, but it also creates the illusion of having more room to play with.



<b>Bright White</b>	
White Stone Range	
Adhesive	Bright White
6mm available	■
12mm available	✓



<b>Pebble Ice</b>	
White Stone Range	
Adhesive	A/Glacier
6mm available	■
12mm available	✓



<b>Peak</b>	
White Stone Range	
Adhesive	T/Peak
6mm available	✗
12mm available	✓



<b>Sanded Birch</b>	
White Stone Range	
Adhesive	A/Glacier
6mm available	■
12mm available	✓



### Staron is 100% waterproof

Because Staron surfaces are completely non-porous water bound viruses and bacteria cannot develop within the surface. So when you thoroughly wipe clean your Staron surfaces you can be confident you're making them completely hygienic again.

### Staron is completely seamless

Some worktop materials have visible joints where viruses and bacteria can develop. Staron solves this issue by being seamless, without any conspicuous joints. What's more, because all Staron surfaces, sinks and bowls can be installed together completely joint-free they're naturally smoother and easier to keep spotlessly clean.

### Staron is made from safe materials

Unlike some worktop surfaces, Staron is made of completely safe materials. It's one of the reasons it's NSF-51 food-safe accredited. Food for thought we're sure you'll agree.



Peak


Key to availability ✓ Available ex-stock Blackheath

### Decorative Stone Range

This ever-present material in modern architecture is a natural choice for kitchens, as the weathered appearance of concrete cunningly hides the scratches that come with a bustling kitchen.



Sanded Goose



Sanded Dover	
Decorative Stone Range	
Adhesive	A/Glacier
6mm available	■
12mm available	✓



Sanded Stratus	
Decorative Stone Range	
Adhesive	Pearl
6mm available	■
12mm available	✓



Sanded Goose	
Decorative Stone Range	
Adhesive	S/Goose
6mm available	■
12mm available	✓




Sanded Heron	
Decorative Stone Range	
Adhesive	S/Heron
6mm available	■
12mm available	✓



Aspen Concrete



Aspen Concrete	
Decorative Stone Range	
Adhesive	A/Concrete
6mm available	■
12mm available	✓



Sanded Tundra	
Decorative Stone Range	
Adhesive	S/Tundra
6mm available	■
12mm available	✓



Sanded Clay	
Decorative Stone Range	
Adhesive	S/Clay
6mm available	■
12mm available	✓



For a copy of our Staron Kitchen Collection brochure call **0121 561 4245** or email your request to **sales@blackheathproducts.co.uk**

◆ Darker colours in the Staron range are more delicate than lighter colours and require a greater level of care. These colours will not be covered by the 10-year warranty for use in domestic kitchens.

The following Staron® décors are designed with marble veined effects which are difficult to fully appreciate in the smaller samples shown. This is why we have also shown below each of these décors in a full worktop





**Cloudbank** Travertine Marble Range



**Ocean View** Travertine Marble Range



**Dawn** Travertine Marble Range



**Dandelion** Travertine Marble Range



**Dawn**

Sample scale shown 1:10 (approx)

## Lamar Porcelain Surfaces

Rosa Bianco


### Introducing Lamar an impressive collection of quality porcelain surfaces

Porcelain surfaces are very quickly becoming a popular product within both the domestic and commercial industries due to their impressive appearance and natural composition. Lamar porcelain surfaces have many advantages, not only are they made of 100% natural products making the surfaces environmentally friendly, but they are also hard-wearing, hygienic, scratch, heat, water and UV light resistant! So, Lamar porcelain surfaces are the perfect surface.

An impressive collection of 15 decors offering eye-catching designs, with admirable replications of natural materials which are equally beautiful as they are practical. Along with the many other advantages, Lamar porcelain surfaces are also easy to clean and maintain as they are stain-resistant and non-porous. Spills can be easily wiped away without the risk of germs or dirt seeping into the surface.

#### Lamar Availability:

**Worksurfaces** 3200 x 1600 x 12mm  
3200 x 1600 x 20mm



For a copy of our Lamar  
brochure call **0121 561 4245**  
or email your request to  
[sales@blackheathproducts.co.uk](mailto:sales@blackheathproducts.co.uk)



#### Hygienic surfaces

Another benefit of Lamar porcelain surfaces being 100% waterproof is the reassurance that the surfaces are completely hygienic. This is because when you thoroughly clean and dry the surface, water borne viruses and bacteria cannot develop within the surface





**Large format slabs with a choice of thickness!**

Lamar porcelain surfaces are available with a slab size of 3200 x 1600mm which means joints are minimised and a single slab is all that's needed for the largest of island units.

Lamar porcelain surfaces are available in 12mm and 20mm thicknesses. Perfect for both worktops, splashbacks and other forms of wall panelling.



Calacatta Luna



Colorado White



**Calacatta Luna**  
Matt  
12mm available ✓  
20mm available ✓



**Carpecia Gold**  
Matt  
12mm available ✗  
20mm available ✓



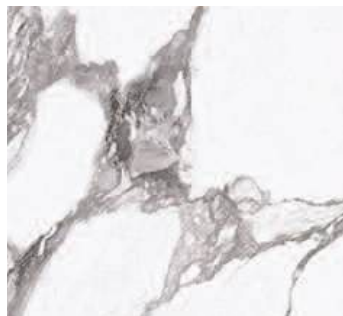
**Colorado White**  
High Gloss  
12mm available ✓  
20mm available ✓



More Lamar  
over the page...



**Kozani Crema**  
Satin  
12mm available ✓  
20mm available ✓



**Massimo Arabescato**  
High Gloss **Bookmatch Available**  
12mm available ✓  
20mm available ✓



**Patagonia Gold**  
Satin **Bookmatch Available**  
12mm available ✓  
20mm available ✓



**Roman Classic**  
Matt  
12mm available ✗  
20mm available ✓



Roman Classic



**Rome**  
Satin **Bookmatch Available**  
12mm available ✓  
20mm available ✓



**Rosa Bianco**  
Matt  
12mm available ✓  
20mm available ✓



**Concrete Grey**  
Matt  
12mm available ✓  
20mm available ✓



**Elegant Grey**  
Matt  
12mm available ✓  
20mm available ✓



Noir Serpents



Pizzara Slate



**Pietra Grigio**

Matt

12mm available ✓

20mm available ✓



**Pizzara Slate**

Matt

12mm available ✓

20mm available ✓



**Arancio Onyx Black**

Matt

12mm available ✓

20mm available ✓



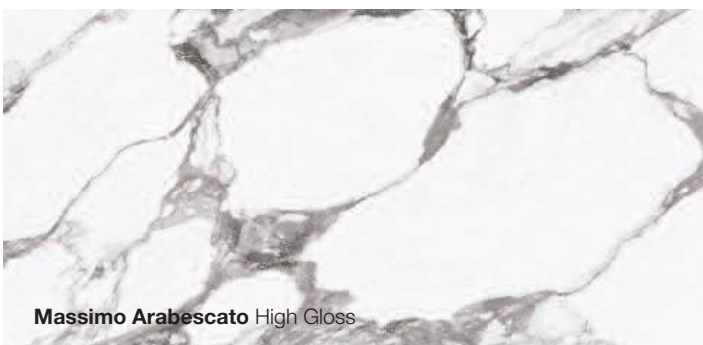


**Noir Serpents**




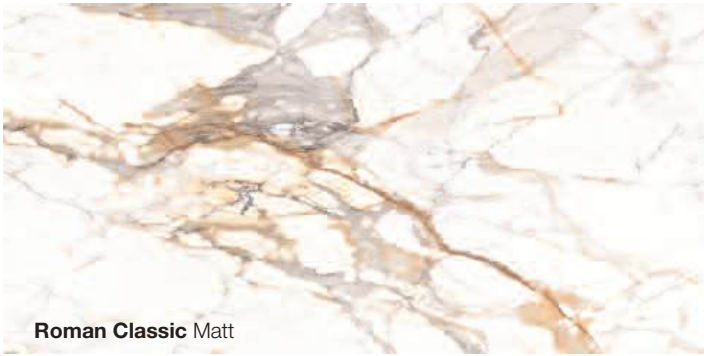
Matt

12mm available ✗

20mm available ✓

The large format of Lamar surfaces are difficult to fully appreciate in the previous smaller samples shown. This is why we have also shown below each of these décors in a full worktop.





## Display Discount

Display discounts are available. Please see your local Blackheath Area Sales Manager for further details. If you don't have an account with us please call **0121 561 4245** and we will send you an account application form.

## Display Options

In conjunction with various manufacturers, Blackheath Products have produced this attractive range of point of sale display stands and other marketing materials. Please note stand dimensions are shown below as width x height x depth.

Mazan Sample Box



Esquire Sample Box



Nuance Display Stand



Nuance | Platinum Travertine



# Wall Panelling

**Transform an ordinary kitchen or bathroom into a haven of luxury with our range of sophisticated vanity surfaces, splashbacks and wall panels.**

No more cracked tiles and grubby grout, just hygienic, easy-to-clean surfaces that make a stylish statement without having to splash out.

MAZAN



BB nuance

# Mazan Acrylic Glass Splashbacks and Wall Panels

Ink Well

## Mazan Acrylic Glass Collection

Mazan acrylic glass provides an innovative and cost-effective alternative to traditional glass and ceramic tiles.

Equally at home in both domestic and commercial buildings, Mazan is quick to shape on-site, easy to install and effortless to maintain, while the bold colour options available ensure every kitchen, bathroom and interior space delivers an outstanding look.


Mazan is environmentally friendly using much less energy during its production than glass. Mazan can also be recycled.

### Mazan Acrylic Glass Availability:


<b>Panels</b>	<b>3600 x 600 x 4mm</b>
	<b>3050 x 600 x 4mm</b>
	<b>2440 x 900 x 4mm</b>
	<b>2440 x 1220 x 4mm</b>
	<b>3050 x 1220 x 4mm</b>
<b>Gas Hob Panels</b>	<b>600 x 200 x 6mm</b>
	<b>900 x 200 x 6mm</b>
	<b>600 x 750 x 6mm</b>
	<b>900 x 750 x 6mm</b>




For a copy of our Mazan collection brochure call **0121 561 4245** or email your request to [sales@blackheathproducts.co.uk](mailto:sales@blackheathproducts.co.uk)



<b>Pure White</b>	
High Gloss	
Finish	Solid
Price Group	1
Wall Panels	✓



<b>Autumn Mist</b>	
High Gloss	
Finish	Solid
Price Group	1
Wall Panels	✓




<b>Whipped Cream</b>	
High Gloss	
Finish	Solid
Price Group	1
Wall Panels	✓



<b>Light Fawn</b>	
High Gloss	
Finish	Solid
Price Group	1
Wall Panels	✓



<b>French Taupe</b>	
High Gloss	
Finish	Solid
Price Group	1
Wall Panels	✓



<b>Shallow Water</b>	
High Gloss	
Finish	Solid
Price Group	1
Wall Panels	✓




<b>Desert Sky</b>	
High Gloss	
Finish	Solid
Price Group	1
Wall Panels	✓



Swimming Pool



<b>Lagoon</b>	
High Gloss	
Finish	Solid
Price Group	1
Wall Panels	✓



<b>Swimming Pool</b>	
High Gloss	
Finish	Solid
Price Group	1
Wall Panels	✓



<b>Ink Well</b>	
High Gloss	
Finish	Solid
Price Group	1
Wall Panels	✓




More Mazan<sup>®</sup>  
over the page...



**Lemon Peel**

High Gloss

Finish	Solid
Price Group	1
Wall Panels	✓



**Lime Soda**

High Gloss

Finish	Solid
Price Group	1
Wall Panels	✓



**Woodland**

High Gloss

Finish	Solid
Price Group	1
Wall Panels	✓



**Mango Grove**

High Gloss

Finish	Solid
Price Group	1
Wall Panels	✓



**Lemon Peel**



**Morello Cherry**

Solid Colour

Finish	Solid
Price Group	1
Wall Panels	✓



**Royal Standard**

High Gloss


Finish	Solid
Price Group	1
Wall Panels	✓



**Rain Cloud**

High Gloss

Finish	Solid
Price Group	1
Wall Panels	✓



**Black**

High Gloss

Finish	Solid
Price Group	1
Wall Panels	✓




**Mazan Glass Hob Panels**

Traditional glass hob panels are used in conjunction with Mazan acrylic glass behind gas hobs. Traditional glass hob panels are not required behind electric, induction or ceramic hobs. Full installation instructions are available.

**Mazan Glass Hob Panel Availability:**


<b>Gas Hob Panels</b>	<b>600 x 200 x 6mm</b>
	<b>900 x 200 x 6mm</b>
	<b>600 x 750 x 6mm</b>
	<b>900 x 750 x 6mm</b>



<b>White Metallic</b>	
Metallic	
Finish	Metallic
Price Group	2
Wall Panels	✓



<b>Silver Metallic</b>	
Metallic	
Finish	Metallic
Price Group	2
Wall Panels	✓



<b>Dark Bronze Metallic</b>	
Metallic	
Finish	Metallic
Price Group	2
Wall Panels	✓



<b>Black Metallic</b>	
Metallic	
Finish	Metallic
Price Group	2
Wall Panels	✓

**Mazan Range Price (RRP)**

**Price Group 1 – High Gloss**

3600 x 600 x 4mm	£341.92
3050 x 600 x 4mm	£317.38
2440 x 900 x 4mm	£341.92
2440 x 1220 x 4mm	£463.26
3050 x 1220 x 4mm	£578.35

**Price Group 2 – Metallic**

3600 x 600 x 4mm	£383.62
3050 x 600 x 4mm	£359.08
2440 x 900 x 4mm	£383.62
2440 x 1220 x 4mm	£519.55
3050 x 1220 x 4mm	£648.81

**Gas Hobs Panels**

600 x 200 x 6mm - WHILE STOCKS LAST	£61.31
900 x 200 x 6mm - WHILE STOCKS LAST	£84.61
600 x 750 x 6mm	£178.54
900 x 750 x 6mm	£234.23

**Extrusions Coloured Profile - WHILE STOCKS LAST**

Internal Corner	£29.55
External Corner	£33.47
End Stop	£24.03
Continuous Joint	£23.53

**Extrusions Polished Silver Effect**

Internal Corner	£31.63
External Corner	£36.66
End Stop	£36.17
Continuous Joint	£29.67

**Mazan Accessories Price (RRP)**

Repair and Maintenance Kit	£117.23
Edge Polishing Kit	£48.93
Polishing Compound	£36.79
Vuplex Cleaner	£17.16
Neutral Cure Adhesive	£15.88

# Esquire Glass Splashbacks

Light Pewter

## Esquire Glass Splashbacks




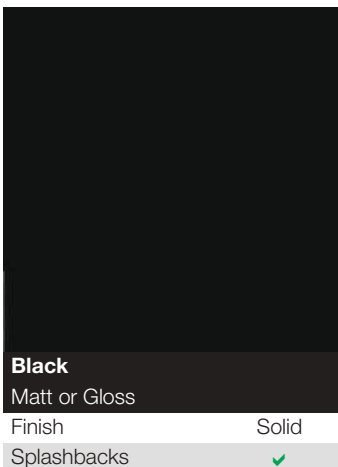
Elevate your kitchen with a stunning selection of painted glass splashbacks. The perfect blend of functionality and aesthetics.


### Why choose Esquire glass splashbacks?

- Toughened to BS EN 12150
- Perfect for use behind any hob
- Easy to clean and hygienic
- Quick and easy to fit
- Durable and resilient
- Resistant to staining
- Supplied with adhesive strips
- Securely packaged
- A timeless look

### Esquire Glass Splashback Availability:

**Splashbacks** 595 x 745 x 6mm  
895 x 745 x 6mm





**Pure White**  
Gloss  
Finish Solid  
Splashbacks ✓



**Mushroom**  
Gloss  
Finish Solid  
Splashbacks ✓




**Olive Green**  
Gloss  
Finish Solid  
Splashbacks ✓




**Brass**  
Metallic  
Finish Metallic  
Splashbacks ✓



**Copper**



**Bronze**  
Metallic  
Finish Metallic  
Splashbacks ✓



**Copper**  
Metallic  
Finish Metallic  
Splashbacks ✓



**Black**

Esquire Range		Price (RRP)
<b>Gloss and Metallic</b>		
895 x 745 x 6mm		£130.78
595 x 745 x 6mm		£95.92

# Bushboard Nuance Bathroom Surfaces

## Nuance Bathroom Surfaces Collection


Nuance is an award winning bathroom wall panel system for use in showers, wet rooms and around the bath. Nuance panels are easy to cut and fit and go straight on the wall, even over tiles, with a no-extrusion finish and 100% waterproof guarantee.

In realistic marble, stone, wood and tile effects, Nuance means design freedom - helping you achieve a high-end, boutique bathroom finish in any home.

Nuance panels are easy to move, cut, fit and seal using BB Complete, and they're faster to apply than tiles. With no grout to contend with, Nuance is seamless and easy to clean - no scrubbing required, and no ugly trim to apply.

### Nuance Bathroom Surfaces Availability:

<b>Wall Panels</b>	<b>2420 x 1200 x 11mm (Postformed)</b>
	<b>2420 x 1200 x 11mm (T&amp;G)</b>
	<b>2420 x 600 x 11mm (T&amp;G)</b>
	<b>2420 x 160 x 11mm (Finishing)</b>
	<b>2420 x 580 x 11mm (Feature)</b>
	<b>2420 x 1200 x 11mm (Acrylic)</b>
<b>Worktops</b>	<b>3000 x 360 x 28mm</b>
	<b>3000 x 600 x 28mm</b>



Satnas Marble Tile and Lumiere



For a copy of our Nuance collection brochure call **0121 561 4245** or email your request to **sales@blackheathproducts.co.uk**



<b>Marble Noir</b>	
Laminate	Price Group <b>1</b>
Finish	Gloss
BB Complete	Jet Black
Worksurfaces	✓
Wall panels	✓



<b>Black Quartz</b>	
Laminate	Price Group <b>3</b>
Finish	Gloss
BB Complete	Jet Black
Worksurfaces	✓
Wall panels	✓



<b>Black Granite</b>	
Laminate	Price Group <b>1</b>
Finish	Gloss
BB Complete	Jet Black
Worksurfaces	✓
Wall panels	✗



**Natural Greystone**



<b>Magma</b>	
Laminate	Price Group <b>2</b>
Finish	Riven
BB Complete	Slate Grey
Worksurfaces	✓
Wall panels	✓



<b>Antique Paladina</b>	
Laminate	Price Group <b>3</b>
Finish	Glaze
BB Complete	Chocolate
Worksurfaces	✗
Wall panels	✓



<b>Grey Paladina</b>	
Laminate	Price Group <b>3</b>
Finish	Glaze
BB Complete	Pewter Grey
Worksurfaces	✗
Wall panels	✓



<b>Cirrus Marble</b>	
Laminate	Price Group <b>3</b>
Finish	Mineral
BB Complete	Pewter Grey
Worksurfaces	✓
Wall panels	✓



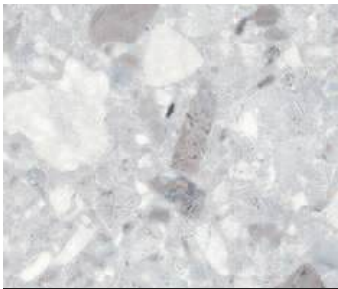
<b>Natural Greystone</b>	
Laminate	Price Group <b>2</b>
Finish	Roche
BB Complete	Pewter Grey
Worksurfaces	✓
Wall panels	✓



<b>Driftwood</b>	
Laminate	Price Group <b>2</b>
Finish	Grain
BB Complete	Pewter Grey
Worksurfaces	✓
Wall panels	✓



More Nuance®  
over the page...



<b>Lumiere</b>	
Laminate	Price Group <b>2</b>
Finish	Ultramatt
BB Complete	Silver Grey
Worksurfaces	✓
Wall panels	✓



<b>Light Portland</b>	
Laminate	Price Group <b>3</b>
Finish	Mineral
BB Complete	Silver Grey
Worksurfaces	✓
Wall panels	✓



<b>Platinum Travertine</b>	
Laminate	Price Group <b>2</b>
Finish	Riven
BB Complete	Silver Grey
Worksurfaces	✓
Wall panels	✓



<b>Petra</b>	
Laminate	Price Group <b>1</b>
Finish	Gloss
BB Complete	Vanilla
Worksurfaces	✓
Wall panels	✓



**Doux Lime Quartz and Black Quartz**



<b>Classic Travertine</b>	
Laminate	Price Group <b>2</b>
Finish	Riven
BB Complete	Fudge
Worksurfaces	✓
Wall panels	✓



<b>Doux Lime Quartz</b>	
Laminate	Price Group <b>3</b>
Finish	Eggshell
BB Complete	Silver Grey
Worksurfaces	✓
Wall panels	✓



<b>Alabaster</b>	
Laminate	Price Group <b>2</b>
Finish	Quarry
BB Complete	Ash Grey
Worksurfaces	✗
Wall panels	✓



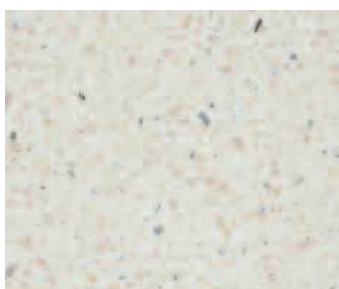
<b>Marble Sable</b>	
Laminate	Price Group <b>1</b>
Finish	Eggshell
BB Complete	Fudge
Worksurfaces	✗
Wall panels	✓



<b>Alhambra</b>	
Laminate	Price Group <b>3</b>
Finish	Glaze
BB Complete	Fudge
Worksurfaces	✓
Wall panels	✓



<b>Chalkwood</b>	
Laminate	Price Group <b>3</b>
Finish	Riven
BB Complete	Pewter Grey
Worksurfaces	✗
Wall panels	✓



<b>Vanilla Quartz</b>	
Laminate	Price Group <b>3</b>
Finish	Gloss
BB Complete	Vanilla
Worksurfaces	✓
Wall panels	✓



<b>White Quartz</b>	
Laminate	Price Group <b>3</b>
Finish	Gloss
BB Complete	Ice White
Worksurfaces	✓
Wall panels	✓



<b>Calacatta Statuario</b>	
Laminate	Price Group <b>3</b>
Finish	Glaze
BB Complete	Silver Grey
Worksurfaces	✓
Wall panels	✓



<b>Turin Marble</b>	
Laminate	Price Group <b>2</b>
Finish	Ultramatt
BB Complete	Silver Grey
Worksurfaces	✓
Wall panels	✓



<b>Arctic</b>	
Laminate	Price Group <b>1</b>
Finish	Gloss
BB Complete	Ice White
Worksurfaces	✓
Wall panels	✓



<b>Frost</b>	
Laminate	Price Group <b>2</b>
Finish	Glaze
BB Complete	Silver Grey
Worksurfaces	✓
Wall panels	✓



Chalkwood

**Nuance Range Price (RRP)**

<b>Price Group 1</b>	
2420 x 1200 x 11mm Postformed Panel	£295.76
2420 x 580 x 11mm Feature Panel	£165.81
2420 x 160 x 11mm Finishing Panel / Upstand	£82.91
2420 x 1200 x 11mm T&G Panel	£295.76
2420 x 600 x 11mm T&G Panel	£151.99
3050 x 360 x 28mm Worktop	£109.19
3050 x 600 x 28mm Worktop	£141.62

<b>Price Group 2</b>	
2420 x 1200 x 11mm Postformed Panel	£381.42
2420 x 580 x 11mm Feature Panel	£207.28
2420 x 160 x 11mm Finishing Panel / Upstand	£103.65
2420 x 1200 x 11mm T&G Panel	£381.43
2420 x 600 x 11mm T&G Panel	£190.70
3050 x 360 x 28mm Worktop	£143.33
3050 x 600 x 28mm Worktop	£179.15

<b>Price Group 3</b>	
2420 x 1200 x 11mm Postformed Panel	£415.54
2420 x 580 x 11mm Feature Panel	£233.09
2420 x 160 x 11mm Finishing Panel / Upstand	£116.57
2420 x 1200 x 11mm T&G Panel	£415.54
2420 x 600 x 11mm T&G Panel	£212.80
3050 x 360 x 28mm Worktop	£143.33
3050 x 600 x 28mm Worktop	£179.15

<b>Nuance Accessories Price (RRP)</b>	
Laminate Edging 1m	£6.87
Solid Surface Edging 1220 x 35 x 1.7mm	£50.24
2450mm Internal Corner - Satin Silver	£45.42
2450mm Internal Corner - Black, White	£30.96
2450mm External Corner - Satin Silver	£51.66
2450mm External Corner - Black, White	£35.13
2450mm Straight Joint - Satin Silver	£45.42
2450mm Straight Joint - Black, White	£25.62
2450mm End Cap - Satin Silver	£45.42
2450mm End Cap - Black, White	£22.72
2450mm Shower / Bath Seal - White	£28.92
Solid Surface Joint and Installation Kit	£68.12
BB Complete - Colour Matched	£41.75
BB Complete - Neutral Adhesive	£18.40



## Nuance Designer Wall Panel Décors

Nuance designer décors draw on the art and science of enhancing interior spaces to achieve a healthier and more aesthetically pleasing environment.

### Nuance Designer Panel Availability:

- 2420 x 1200 x 11mm (Postformed)**
- 2420 x 1200 x 11mm (T&G)**
- 2420 x 600 x 11mm (T&G)**
- 2420 x 160 x 11mm\*\* (Finishing)**
- 2420 x 580 x 11mm\*\* (Feature)**

\* Herringbone Whitewash only available as 2420 x 1200 x 11mm Postformed and T&G panel sizes.

\*\* Excludes Amber Tile, Chalky Pine, Estermoz Tile, Fossil Tile and Herringbone Whitewash.

**Chalky Pine**



<b>Estermoz Tile</b>	
Designer	Price Group <b>3</b>
Finish	Shell
BB Complete	Ice White
Worksurfaces	✗
Wall panels	✔



<b>Satnas Marble Tile</b>	
Designer	Price Group <b>3</b>
Finish	Shell
BB Complete	Ice White
Worksurfaces	✗
Wall panels	✔



<b>Misuo Marble</b>	
Designer	Price Group <b>3</b>
Finish	Shell
BB Complete	Ash Grey
Worksurfaces	✗
Wall panels	✔



<b>Fossil Tile</b>	
Designer	Price Group <b>3</b>
Finish	Shell
BB Complete	Ash Grey
Worksurfaces	✗
Wall panels	✔



**White Lightning Fossil**



<b>White Lightning Fossil</b>	
Designer	Price Group <b>3</b>
Finish	Roccia
BB Complete	Silver Grey
Worksurfaces	✗
Wall panels	✔



<b>Herringbone Whitewash</b>	
Designer	Price Group <b>3</b>
Finish	Shell
BB Complete	Silver Grey
Worksurfaces	✗
Wall panels	✔ <b>1200mm only</b>



Amber Tile

Amber Tile	
Designer	Price Group <b>3</b>
Finish	Shell
BB Complete	Fudge
Worksurfaces	✗
Wall panels	✓

Sand Lightning Fossil	
Designer	Price Group <b>3</b>
Finish	Roccia
BB Complete	Fudge
Worksurfaces	✗
Wall panels	✓



Sand Lightning Fossil

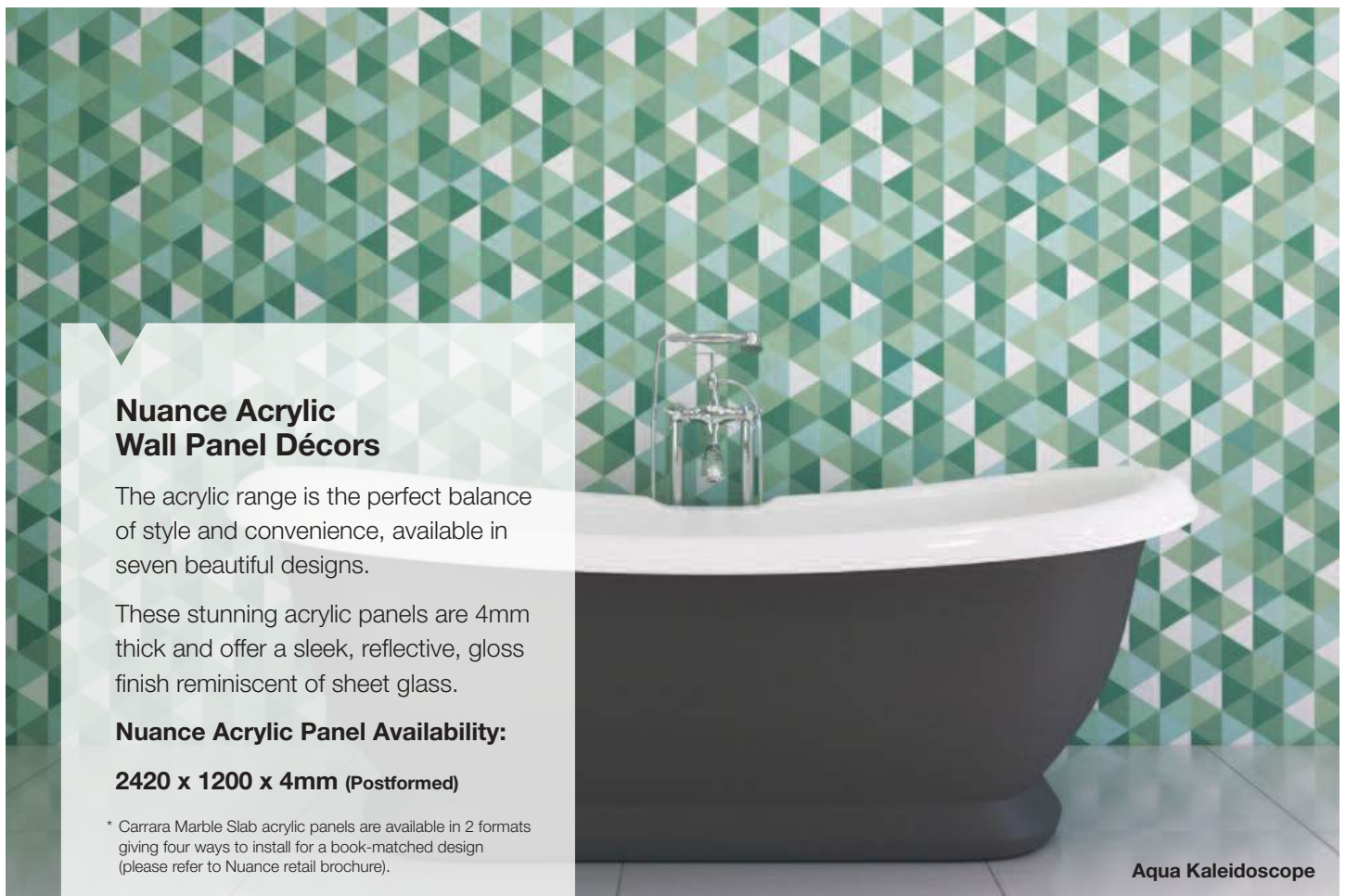


New England	
Designer	Price Group <b>3</b>
Finish	Timber
BB Complete	Silver Grey
Worksurfaces	✗
Wall panels	✓



Chalky Pine	
Designer	Price Group <b>3</b>
Finish	Shell
BB Complete	Ash Grey
Worksurfaces	✗
Wall panels	✓

Nuance Designer Range	Price (RRP)
Price Group <b>3</b>	
2420 x 1200 x 11mm Postformed Panel	£415.54
2420 x 580 x 11mm Feature Panel	£233.09
2420 x 160 x 11mm Finishing Panel / Upstand	£116.57
2420 x 1200 x 11mm T&G Panel	£415.54
2420 x 600 x 11mm T&G Panel	£212.80



## Nuance Acrylic Wall Panel Décors

The acrylic range is the perfect balance of style and convenience, available in seven beautiful designs.

These stunning acrylic panels are 4mm thick and offer a sleek, reflective, gloss finish reminiscent of sheet glass.

### Nuance Acrylic Panel Availability:

**2420 x 1200 x 4mm (Postformed)**

\* Carrara Marble Slab acrylic panels are available in 2 formats giving four ways to install for a book-matched design (please refer to Nuance retail brochure).

**Aqua Kaleidoscope**



<b>Carrara Marble Slab</b>	
Acrylic	Price Group <b>4</b>
Finish	Acrylic Gloss
BB Complete	Silver Grey
Worksurfaces	✗
Wall panels	✓



<b>Linear Arctic Marble</b>	
Acrylic	Price Group <b>4</b>
Finish	Acrylic Gloss
BB Complete	Silver Grey
Worksurfaces	✗
Wall panels	✓



<b>Hexagon Marble</b>	
Acrylic	Price Group <b>4</b>
Finish	Acrylic Gloss
BB Complete	Silver Grey
Worksurfaces	✗
Wall panels	✓



<b>Aqua Kaleidoscope</b>	
Acrylic	Price Group <b>4</b>
Finish	Acrylic Gloss
BB Complete	Ice White
Worksurfaces	✗
Wall panels	✓



<b>Casablanca Grey</b>	
Acrylic	Price Group <b>4</b>
Finish	Acrylic Gloss
BB Complete	Basalt Grey
Worksurfaces	✗
Wall panels	✓



<b>Casablanca Classic</b>	
Acrylic	Price Group <b>4</b>
Finish	Acrylic Gloss
BB Complete	Fudge
Worksurfaces	✗
Wall panels	✓

<b>Nuance Acrylic Range</b>		Price (RRP)
<b>Price Group 4</b>		
2420 x 1200 x 4mm Postformed Panel		£618.46
<b>Nuance Acrylic Accessories</b>		Price (RRP)
<b>Price Group 4</b>		
2450mm Internal Corner - White		£31.07
2450mm Internal Corner - Aluminium		£45.53
2450mm External Corner - White		£35.22
2450mm External Corner - Aluminium		£51.75
2450mm Straight Joint - White		£28.41
2450mm Straight Joint - Aluminium		£41.43
2450mm End Cap - White		£22.77
2450mm End Cap - Aluminium		£45.53

# Nuance Pack Kits

## Six packs that cover you for most installations:

Packs below include all Nuance panels and adhesive / sealant. Don't forget there is no need for trims.

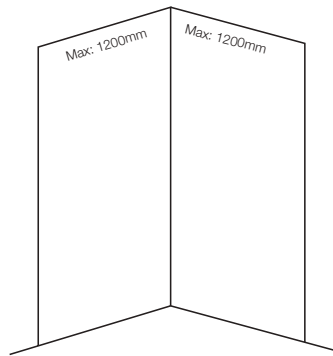
### Corner

#### Nuance Pack Kit - A

##### Perfect for shower enclosures up to 1200mm

Pack includes:

- 2 x 1200mm postformed panels
- 2 tubes neutral BB Complete
- 1 tube colour match BB Complete



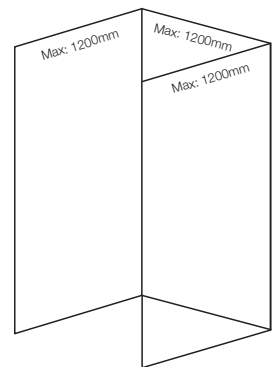
### Recess

#### Nuance Pack Kit - D

##### Perfect for shower enclosures up to 1200mm

Pack includes:

- 2 x 1200mm postformed panels
- 1 x 1200mm tongue and groove panels
- 3 tubes neutral BB Complete
- 1 tube colour match BB Complete




#### Nuance Pack Kit - B

##### Perfect for shower enclosures, walk-ins or baths up to 1800mm

Pack includes:

- 2 x 1200mm postformed panels
- 1 x 600mm tongue and groove panels
- 3 tubes neutral BB Complete
- 1 tube colour match BB Complete

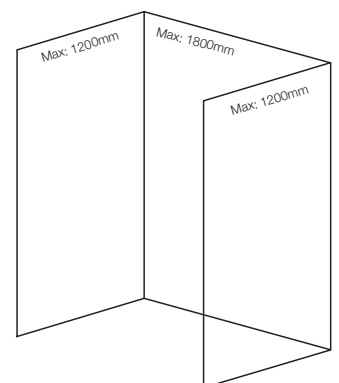


#### Nuance Pack Kit - E

##### Perfect for shower enclosures, walk-ins or baths up to 1800mm

Pack includes:

- 2 x 1200mm postformed panels
- 1 x 1200mm tongue and groove panels
- 1 x 600mm tongue and groove panels
- 4 tubes neutral BB Complete
- 1 tube colour match BB Complete

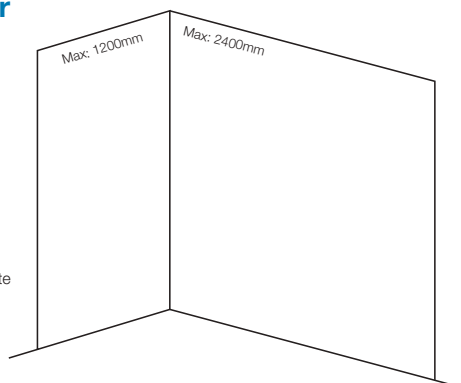


#### Nuance Pack Kit - C

##### Perfect for shower enclosures, walk-ins or baths up to 2400mm

Pack includes:

- 2 x 1200mm postformed panels
- 1 x 1200mm tongue and groove panels
- 3 tubes neutral BB Complete
- 1 tube colour match BB Complete

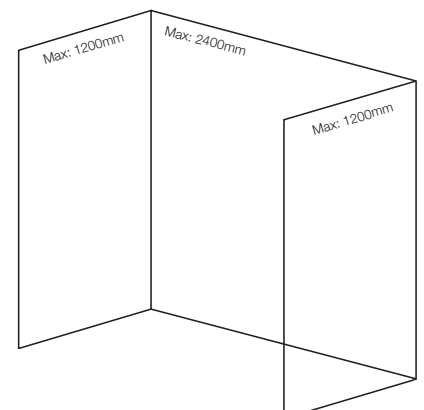


#### Nuance Pack Kit - F

##### Perfect for shower enclosures, walk-ins or baths up to 2400mm

Pack includes:

- 2 x 1200mm postformed panels
- 2 x 1200mm tongue and groove panels
- 4 tubes neutral BB Complete
- 1 tube colour match BB Complete



## Display Discount

Display discounts are available. Please see your local Blackheath Area Sales Manager for further details. If you don't have an account with us please call **0121 561 4245** and we will send you an account application form.

# Sinks and Taps

**Everything but the kitchen sink?  
Not at Blackheath Products.**

We offer sinks, taps and accessories from AXIX and our exclusive River range giving you an unrivalled collection to suit every budget.

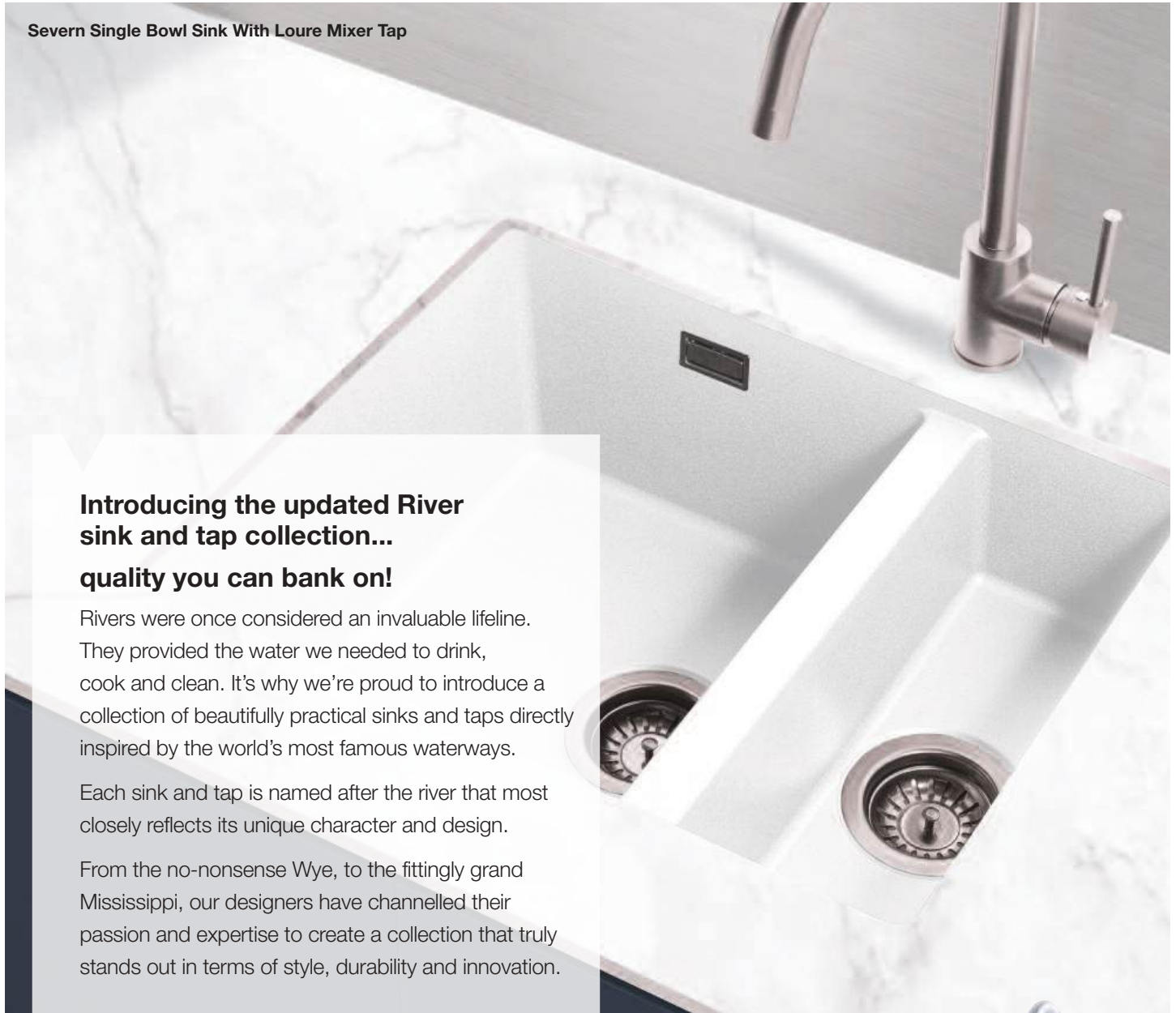
There's never been so much choice and there's never been a better place to choose from.

**river**  
collection

**AXIX**  
Seamless Technology

# River Sink and Tap Collection

Severn Single Bowl Sink With Loure Mixer Tap



## Introducing the updated River sink and tap collection... quality you can bank on!

Rivers were once considered an invaluable lifeline. They provided the water we needed to drink, cook and clean. It's why we're proud to introduce a collection of beautifully practical sinks and taps directly inspired by the world's most famous waterways.

Each sink and tap is named after the river that most closely reflects its unique character and design.

From the no-nonsense Wye, to the fittingly grand Mississippi, our designers have channelled their passion and expertise to create a collection that truly stands out in terms of style, durability and innovation.



For a copy of our River Sinks and Taps collection brochure call **0121 561 4245** or email your request to us at **sales@blackheathproducts.co.uk**

## Long-term peace of mind

Stainless Steel, Granite and Solid Surface sinks carry a lifetime warranty\* against genuine material and manufacturing defects. Ceramic sinks carry a ten-year warranty\* against genuine material and manufacturing defects. Taps carry a five-year warranty\* against material and manufacturing defects, while surface finish and valves carry a two-year warranty.\*

\*For full terms and conditions, including exclusions, please visit **www.riversinksandtaps.co.uk**



## River Stainless Steel Inset Sinks

Our stainless steel inset sinks have been designed to perfectly complement your existing kitchen appliances.

Manufactured from highly durable 304 grade stainless steel, the newly expanded range includes a host of options to suit every kitchen and budget.



Medlock Single Bowl

Brushed Steel



<b>Ribble</b>	Single bowl
Stainless Steel	Inset
Price (RRP)	£88.04
Reversible	
Main bowl depth	160mm
Minimum cabinet size	500mm
External dimensions	965 x 500mm

SUPPLIED WITH WASTE, HYGIENIC OVERFLOW AND FITTING CLIPS

Brushed Steel



<b>Wye</b>	One & half bowl
Stainless Steel	Inset
Price (RRP)	£98.89
Reversible	
Main bowl depth	160mm
Half bowl depth	105mm
Minimum cabinet size	600mm
External dimensions	965 x 500mm

SUPPLIED WITH WASTE, HYGIENIC OVERFLOW AND FITTING CLIPS



Polished Steel



<b>SINK AND MIXER TAP PACK</b>	
<b>Stour</b>	Single bowl
Stainless Steel	Inset
Price (RRP)	£114.77
Reversible	
Main bowl depth	170mm
Minimum cabinet size	400mm
External dimensions	860 x 500mm
Compact	

SUPPLIED BOXED, WITH WASTE FITTINGS AND CHROME SINGLE LEVER MIXER TAP

Polished Steel



<b>SINK AND MIXER TAP PACK</b>	
<b>Humber</b>	Single bowl
Stainless Steel	Inset
Price (RRP)	£125.97
Reversible	
Main bowl depth	170mm
Minimum cabinet size	450mm
External dimensions	965 x 500mm

SUPPLIED BOXED, WITH WASTE FITTINGS AND CHROME SINGLE LEVER MIXER TAP

Polished Steel



<b>SINK AND MIXER TAP PACK</b>	
<b>Mersey</b>	One & half bowl
Stainless Steel	Inset
Price (RRP)	£139.98
Reversible	
Main bowl depth	155mm
Half bowl depth	80mm
Minimum cabinet size	600mm
External dimensions	965 x 500mm

SUPPLIED BOXED, WITH WASTE FITTINGS AND CHROME SINGLE LEVER MIXER TAP



<b>Don</b>	Single bowl
Stainless Steel	Inset
Price (RRP)	£155.20
Reversible	
Main bowl depth	200mm
Minimum cabinet size	450mm
External dimensions	800 x 500mm
Compact design	
SUPPLIED WITH WASTE, HYGIENIC OVERFLOW AND FITTING CLIPS	



<b>Eden</b>	Single bowl
Stainless Steel	Inset
Price (RRP)	£160.60
Reversible	
Main bowl depth	200mm
Minimum cabinet size	600mm
External dimensions	1000 x 500mm
SUPPLIED WITH WASTE, HYGIENIC OVERFLOW AND FITTING CLIPS	



<b>Medway</b>	One & half bowl
Stainless Steel	Inset
Price (RRP)	£166.71
Reversible	
Main bowl depth	200mm
Half bowl depth	143mm
Minimum cabinet size	600mm
External dimensions	1000 x 500mm
SUPPLIED WITH WASTE, HYGIENIC OVERFLOW AND FITTING CLIPS	



<b>Yarrow</b>	Double bowl
Stainless Steel	Inset
Price (RRP)	£206.30
Reversible	
Double bowl depths	200mm
Minimum cabinet size	800mm
External dimensions	1160 x 500mm
SUPPLIED WITH WASTE, HYGIENIC OVERFLOW AND FITTING CLIPS	



<b>Medlock</b>	Single bowl
Stainless Steel	Inset
Price (RRP)	£138.90
Reversible	
Main bowl depth	185mm
Minimum cabinet size	600mm
External dimensions	1000 x 500mm
SUPPLIED WITH WASTE, HYGIENIC OVERFLOW AND FITTING CLIPS	



<b>Clun</b>	One & half bowl
Stainless Steel	Inset
Price (RRP)	£151.23
Reversible	
Main bowl depth	185mm
Half bowl depth	120mm
Minimum cabinet size	600mm
External dimensions	1000 x 500mm
SUPPLIED WITH WASTE, HYGIENIC OVERFLOW AND FITTING CLIPS	



## River Collection Taps

can be found on pages 111-114



Eden Single Bowl

Brushed Steel



<b>Tamar</b>	Single bowl
Stainless Steel	Inset
Price (RRP)	£206.30
LH or RH drainer options	
Main bowl depth	212mm
Minimum cabinet size	600mm
External dimensions	1000 x 500mm

SUPPLIED WITH WASTE, HYGIENIC OVERFLOW AND FITTING CLIPS

Brushed Steel



<b>Clyde</b>	Single bowl
Stainless Steel	Inset
Price (RRP)	£250.73
LH or RH drainer options	
Main bowl depth	202mm
Half bowl depth	120mm
Minimum cabinet size	600mm
External dimensions	1000 x 500mm

SUPPLIED WITH WASTE, HYGIENIC OVERFLOW AND FITTING CLIPS

Brushed Steel



<b>Nene</b>	Round bowl
Stainless Steel	Inset
Price (RRP)	£120.05
Round bowl	
Main bowl depth	185mm
Minimum cabinet size	500mm
External diameter	440mm

SUPPLIED WITH WASTE, HYGIENIC OVERFLOW AND FITTING CLIPS

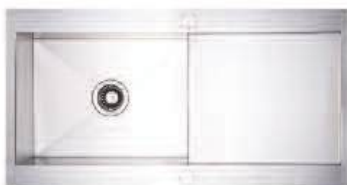
Brushed Steel



<b>Arno</b>	Single bowl
Stainless Steel	Inset
Price (RRP)	£335.24
Reversible	
Main bowl depth	190mm
Minimum cabinet size	500mm
External dimensions	860 x 500mm

SUPPLIED WITH WASTE, HYGIENIC OVERFLOW AND FITTING CLIPS

Brushed Steel



<b>Murray</b>	Single bowl
Stainless Steel	Inset
Price (RRP)	£357.74
Reversible	
Main bowl depth	190mm
Minimum cabinet size	600mm
External dimensions	1000 x 500mm

SUPPLIED WITH WASTE, HYGIENIC OVERFLOW AND FITTING CLIPS

Brushed Steel



<b>Tigris</b>	One & half bowl
Stainless Steel	Inset
Price (RRP)	£447.73
Reversible	
Main bowl depth	190mm
Half bowl depth	130mm
Minimum cabinet size	600mm
External dimensions	1000 x 500mm

SUPPLIED WITH WASTE, HYGIENIC OVERFLOW AND FITTING CLIPS



Rother Single Bowl Belfast Sink

Brushed Steel



<b>Rother</b>	Single bowl
Stainless Steel	Belfast
Price (RRP)	£348.74
Main bowl depth	230mm
External dimensions	600 x 465mm

SUPPLIED WITH WASTE, HYGIENIC OVERFLOW AND FITTING CLIPS

## River Stainless Steel Undermount / Inset Sinks

This range of stainless steel undermount / inset sinks are manufactured from 1mm medical grade 304 steel.

Reflecting the exacting standards found across the River collection, the underside of the sink is finished with a special sound and heat reducing coating.



Senegal Single Bowl & Sava Half Bowl



Polished Steel

<b>Sava</b>	Half bowl
Stainless Steel	Inset/Undermount
Price (RRP)	£146.24
Non reversible	
Main bowl depth	119mm
Minimum cabinet size	300mm
Bowl dimensions	220 x 440mm
Waste disposal compatible	
<b>SUPPLIED COMPLETE WITH WASTE AND HYGIENIC OVERFLOW</b>	



Polished Steel

<b>Senegal</b>	Single bowl
Stainless Steel	Inset/Undermount
Price (RRP)	£200.24
Non reversible	
Main bowl depth	190mm
Minimum cabinet size	450mm
Bowl dimensions	380 x 400mm
Waste disposal compatible	
<b>SUPPLIED WITH WASTE AND HYGIENIC OVERFLOW</b>	



Polished Steel

<b>Missouri</b>	Single bowl
Stainless Steel	Inset/Undermount
Price (RRP)	£236.24
Non reversible	
Main bowl depth	190mm
Minimum cabinet size	500mm
Bowl dimensions	430 x 440mm
Waste disposal compatible	
<b>SUPPLIED WITH WASTE AND HYGIENIC OVERFLOW</b>	



Fraser Single Bowl



Polished Steel

<b>Fraser</b>	Single Bowl
Stainless Steel	Inset/Undermount
Price (RRP)	£258.74
Non reversible	
Main bowl depth	190mm
Minimum cabinet size	600mm
Bowl dimensions	590 x 440mm
Waste disposal compatible	
<b>SUPPLIED COMPLETE WITH WASTE AND HYGIENIC OVERFLOW</b>	



Polished Steel

<b>Klamath</b>	One & half bowl
Stainless Steel	Inset/Undermount
Price (RRP)	£348.74
Main bowl depth	184mm
Half bowl depth	119mm
Minimum cabinet size	600mm
Bowl dimensions	590 x 440mm
Waste disposal compatible	
LH or RH options	
<b>SUPPLIED WITH WASTE AND HYGIENIC OVERFLOW</b>	



Vistula One & Half Bowl



River Collection Taps

can be found on pages 111-114

Gunmetal Gold Copper



<b>Pecos</b>	Half bowl
Stainless Steel	Inset/Undermount
Price (RRP)	£232.28
Non reversible	
Main bowl depth	140mm
Minimum cabinet size	300mm
Bowl dimensions	210 x 430mm
Waste disposal compatible	
<b>SUPPLIED COMPLETE WITH WASTE AND HYGIENIC OVERFLOW</b>	

Gunmetal Gold Copper



<b>Tagus</b>	Single bowl
Stainless Steel	Inset/Undermount
Price (RRP)	£313.52
Non reversible	
Main bowl depth	200mm
Minimum cabinet size	450mm
Bowl dimensions	430 x 430mm
Waste disposal compatible	
<b>SUPPLIED WITH WASTE AND HYGIENIC OVERFLOW</b>	

Gunmetal Gold Copper




<b>Brazos</b>	Single bowl
Stainless Steel	Inset/Undermount
Price (RRP)	£340.59
Non reversible	
Main bowl depth	200mm
Minimum cabinet size	600mm
Bowl dimensions	530 x 440mm
Waste disposal compatible	
<b>SUPPLIED WITH WASTE AND HYGIENIC OVERFLOW</b>	

Gunmetal Gold Copper



<b>Marista</b>	Single Bowl
Stainless Steel	Inset/Undermount
Price (RRP)	£381.25
Non reversible	
Main bowl depth	200mm
Minimum cabinet size	800mm
Bowl dimensions	730 x 430mm
Waste disposal compatible	
<b>SUPPLIED COMPLETE WITH WASTE AND HYGIENIC OVERFLOW</b>	

Gunmetal Gold Copper



<b>Vistula</b>	One & half bowl
Stainless Steel	Inset/Undermount
Price (RRP)	£476.01
Main bowl depth	200mm
Half bowl depth	140mm
Minimum cabinet size	600mm
Bowl dimensions	580 x 430mm
Waste disposal compatible	
LH or RH options	
<b>SUPPLIED WITH WASTE AND HYGIENIC OVERFLOW</b>	



Tagus Single Bowl

## River Stainless Steel Undermount Sinks

Our undermount sinks are made from 304 grade stainless steel. Covering both single and one and a half bowl styles, this popular option enables you to create the bespoke kitchen you desire without sacrificing the practicality you demand.

For installation ease we offer a prefabricated service, with the sink fully fitted within your chosen worksurface.



Trent One & Half Bowl



Brushed Steel



Brushed Steel



Brushed Steel

Trent	One & half bowl
Stainless Steel	Undermount
Price (RRP)	£158.70
Reversible	
Main bowl depth	185mm
Half bowl depth	110mm
Minimum cabinet size	600mm
Bowl dimensions	594 x 460mm
<b>SUPPLIED WITH WASTE AND HYGIENIC OVERFLOW</b>	

Derwent	One & half bowl
Stainless Steel	Undermount
Price (RRP)	£187.25
LH or RH options	
Main bowl depth	185mm
Half bowl depth	110mm
Minimum cabinet size	600mm
Bowl dimensions	594 x 460mm
<b>SUPPLIED WITH WASTE AND HYGIENIC OVERFLOW</b>	

Colne	One & half bowl
Stainless Steel	Undermount
Price (RRP)	£293.32
LH or RH options	
Main bowl depth	190mm
Half bowl depth	120mm
Minimum cabinet size	600mm
Bowl dimensions	580 x 450mm
<b>SUPPLIED WITH WASTE AND HYGIENIC OVERFLOW</b>	



Brushed Steel

Brett	One & half bowl
Stainless Steel	Undermount
Price (RRP)	£326.29
LH or RH options	
Main bowl depth	180mm
Half bowl depth	120mm
Minimum cabinet size	600mm
Bowl dimensions	600 x 450mm
<b>SUPPLIED WITH WASTE AND HYGIENIC OVERFLOW</b>	



Colne One & Half Bowl



Twiss Single Bowl

Brushed Steel



<b>Esk</b>	Half bowl
Stainless Steel	Undermount
Price (RRP)	£95.58
Large deep bowl	
Main bowl depth	120mm
Minimum cabinet size	200mm
Bowl dimensions	234 x 450mm

**SUPPLIED WITH WASTE AND OVERFLOW FITTINGS**

Brushed Steel



<b>Weaver</b>	Single bowl
Stainless Steel	Undermount
Price (RRP)	£181.27
Compact single bowl	
Main bowl depth	190mm
Minimum cabinet size	400mm
Bowl dimensions	390 x 450mm

**SUPPLIED WITH WASTE AND HYGIENIC OVERFLOW**

Brushed Steel



<b>Twiss</b>	Single bowl
Stainless Steel	Undermount
Price (RRP)	£214.22
Large deep bowl	
Main bowl depth	200mm
Minimum cabinet size	600mm
Bowl dimensions	530 x 450mm

**SUPPLIED WITH WASTE AND HYGIENIC OVERFLOW**

## UNDERMOUNT SINK JIGS AVAILABLE

Jig templates are available for all of our River undermount sinks, allowing you to achieve the perfect sink cut-out. Each jig is reusable so you won't need to buy another for your next installation of that particular sink.

For more information call **0121 561 4245** or email your request to [sales@blackheathproducts.co.uk](mailto:sales@blackheathproducts.co.uk)



**BULK DISCOUNTS ARE ALSO AVAILABLE FOR CUSTOMERS PURCHASING MULTIPLE SINKS**

## River Granite Inset Sinks

Available in a range of stylish tones, every granite inset sink is primarily manufactured with natural quartz for optimal durability, colourfastness and resistance to heat and stains. They also include exceptional anti-bacterial properties, providing you with both style and safety in the kitchen.



Hudson Single Bowl I Blue

Black	Gunmetal Grey	Graphite Grey
Champagne	White	



<b>Winster</b>	Single bowl
Granite	Inset
Price (RRP)	£222.29
Reversible	
Main bowl depth	205mm
Minimum cabinet size	450mm
External dimensions	860 x 500mm

SUPPLIED WITH WASTE, HYGIENIC OVERFLOW AND FITTING CLIPS

Black	Gunmetal Grey	Graphite Grey
Champagne	White	



<b>Lymington</b>	Single bowl
Granite	Inset
Price (RRP)	£233.94
Reversible	
Main bowl depth	220mm
Minimum cabinet size	600mm
External dimensions	1000 x 500mm

SUPPLIED WITH WASTE, HYGIENIC OVERFLOW AND FITTING CLIPS

Black	Gunmetal Grey	Graphite Grey
Champagne	White	



<b>Wraysbury</b>	One & half bowl
Granite	Inset
Price (RRP)	£233.94
Reversible	
Main bowl depth	205mm
Half bowl depth	146mm
Minimum cabinet size	600mm
External dimensions	1000 x 500mm

SUPPLIED WITH WASTE, HYGIENIC OVERFLOW AND FITTING CLIPS



## River Collection Taps

can be found on pages 111-114



Wraysbury One & Half Bowl I Black

Black	Shadow Grey	Blue
Fossil	White	



<b>Danube</b>	Single bowl
Granite	Inset
Price (RRP)	£224.05
Reversible	
Main bowl depth	200mm
Minimum cabinet size	450mm
External dimensions	860 x 500mm

**SUPPLIED WITH WASTE, HYGIENIC OVERFLOW AND FITTING CLIPS**

Black	Shadow Grey	Blue
Fossil	White	



<b>Hudson</b>	Single bowl
Granite	Inset
Price (RRP)	£230.19
Reversible	
Main bowl depth	200mm
Minimum cabinet size	600mm
External dimensions	1000 x 500mm

**SUPPLIED WITH WASTE, HYGIENIC OVERFLOW AND FITTING CLIPS**

Black	Shadow Grey	Blue
Fossil	White	



<b>Nelson</b>	One & half bowl
Granite	Inset
Price (RRP)	£230.19
Reversible	
Main bowl depth	200mm
Half bowl depth	146mm
Minimum cabinet size	600mm
External dimensions	1000 x 500mm

**SUPPLIED WITH WASTE, HYGIENIC OVERFLOW AND FITTING CLIPS**

Black	Dark Grey
Light Grey	White



<b>Apure</b>	Single bowl
Granite	Inset
Price (RRP)	£206.67
Reversible	
Main bowl depth	180mm
Minimum cabinet size	450mm
External dimensions	780 x 500mm

**SUPPLIED WITH WASTE, HYGIENIC OVERFLOW AND FITTING CLIPS**

Black	Dark Grey
Light Grey	White



<b>Caroni</b>	Single bowl
Granite	Inset
Price (RRP)	£206.67
Reversible	
Main bowl depth	180mm
Minimum cabinet size	600mm
External dimensions	1000 x 500mm

**SUPPLIED WITH WASTE, HYGIENIC OVERFLOW AND FITTING CLIPS**

Black	Dark Grey
Light Grey	White




<b>Orinocco</b>	One & half bowl
Granite	Inset
Price (RRP)	£223.33
Reversible	
Main bowl depth	180mm
Half bowl depth	120mm
Minimum cabinet size	600mm
External dimensions	1000 x 500mm

**SUPPLIED WITH WASTE, HYGIENIC OVERFLOW AND FITTING CLIPS**



Caroni Single Bowl I Black



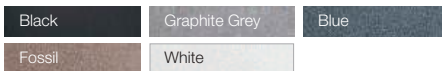
For a copy of our River Sinks and Taps collection brochure call **0121 561 4245** or email your request to us at **sales@blackheathproducts.co.uk**

## River Granite Undermount / Inset Sinks

Our super smooth granite undermount / inset sinks are available in a range of sizes and contemporary colours. Ideal for both quartz and solid surface worktops, the sinks are manufactured principally with natural quartz for toughness, colourfastness, and resistance to heat and stains.

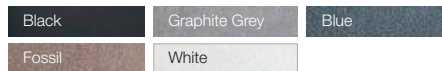


**Kennet Single Bowl I Black**



<b>Cherwell</b>	Single bowl
Granite	Inset/Undermount
Price (RRP)	£200.65
Reversible	
Main bowl depth	200mm
Minimum cabinet size	450mm
External dimensions	370 x 460mm

**SUPPLIED WITH WASTE, HYGIENIC OVERFLOW AND FITTING CLIPS**



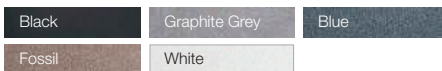
<b>Calder</b>	Single bowl
Granite	Inset/Undermount
Price (RRP)	£208.88
Reversible	
Main bowl depth	200mm
Minimum cabinet size	500mm
External dimensions	430 x 460mm

**SUPPLIED WITH WASTE, HYGIENIC OVERFLOW AND FITTING CLIPS**



<b>Ouse</b>	Single bowl
Granite	Inset/Undermount
Price (RRP)	£217.12
Reversible	
Main bowl depth	200mm
Minimum cabinet size	600mm
External dimensions	530 x 460mm

**SUPPLIED WITH WASTE, HYGIENIC OVERFLOW AND FITTING CLIPS**



<b>Severn</b>	One & half bowl
Granite	Inset/Undermount
Price (RRP)	£275.52
Reversible	
Main bowl depth	200mm
Half bowl depth	140mm
Minimum cabinet size	600mm
External dimensions	555 x 460mm

**SUPPLIED WITH WASTE, HYGIENIC OVERFLOW AND FITTING CLIPS**



**Severn One & Half Bowl I White**

Black	Dark Grey
Light Grey	White



Black	Dark Grey
Light Grey	White



Black	Dark Grey
Light Grey	White




<b>Kennet</b>	Single bowl
Granite	Inset/Undermount
Price (RRP)	£190.00
Reversible	
Main bowl depth	200mm
Minimum cabinet size	600mm
External dimensions	550 x 430mm
<b>SUPPLIED WITH WASTE, HYGIENIC OVERFLOW AND FITTING CLIPS</b>	

<b>Salado</b>	One & half bowl
Granite	Undermount
Price (RRP)	£206.67
Reversible	
Main bowl depth	200mm
Half bowl depth	140mm
Minimum cabinet size	600mm
External dimensions	555 x 460mm
<b>SUPPLIED WITH WASTE, HYGIENIC OVERFLOW AND FITTING CLIPS</b>	

<b>Mississippi</b>	Single bowl
Granite	Inset/Undermount
Price (RRP)	£215.00
Reversible	
Main bowl depth	180mm
Minimum cabinet size	800mm
External dimensions	756 x 456mm
<b>SUPPLIED WITH WASTE, HYGIENIC OVERFLOW AND FITTING CLIPS</b>	

## GRANITE SINK WASTE KITS



<b>Black Powder Coated Waste Kit</b>	
Single Bowl	
Price (RRP)	£54.00
90mm basket strainer	
Rectangular overflow	

<b>PVD Gunmetal Waste Kit</b>	
Single Bowl	
Price (RRP)	£54.00
90mm basket strainer	
Rectangular overflow	

<b>PVD Copper Waste Kit</b>	
Single Bowl	
Price (RRP)	£54.00
90mm basket strainer	
Rectangular overflow	

<b>PVD Gold Waste Kit</b>	
Single Bowl	
Price (RRP)	£54.00
90mm basket strainer	
Rectangular overflow	

<b>Black Powder Coated Waste Kit</b>	
One and a Half Bowl	
Price (RRP)	£78.75
2 x 90mm basket strainer	
Rectangular overflow	

<b>PVD Gunmetal Waste Kit</b>	
One and a Half Bowl	
Price (RRP)	£78.75
2 x 90mm basket strainer	
Rectangular overflow	

<b>PVD Copper Waste Kit</b>	
One and a Half Bowl	
Price (RRP)	£78.75
2 x 90mm basket strainer	
Rectangular overflow	

<b>PVD Gold Waste Kit</b>	
One and a Half Bowl	
Price (RRP)	£78.75
2 x 90mm basket strainer	
Rectangular overflow	

## River Ceramic Sinks

Our individually handcrafted ceramic sinks have a fireclay finish with a hardwearing, non-porous surface that provides excellent resistance to household chemicals and detergents.

So, whether your kitchen is traditional or contemporary, thanks to the wide number of styles available you're sure to find one that feels perfectly at home.



Webburn One & Half Bowl

Ceramic White



Ceramic White



Ceramic White



<b>Lagan</b> Ceramic	Single bowl
Price (RRP)	£211.15
Reversible	
Main bowl depth	250mm
Minimum cabinet size	600mm
External dimensions	595 x 455mm

**SUPPLIED WITH WASTE AND CHROME FINISH OVERFLOW**

<b>Bailey</b> Ceramic	Single bowl
Price (RRP)	£277.18
Non Reversible	
Main bowl depth	220mm
Minimum cabinet size	600mm
External dimensions	595 x 475mm

**SUPPLIED WITH WASTE AND CHROME FINISH OVERFLOW**

<b>Carmac</b> Ceramic	Double bowl
Price (RRP)	£371.28
Non Reversible	
Main bowl depth	190mm
Minimum cabinet size	800mm
External dimensions	795 x 490mm

**SUPPLIED WITH WASTE AND CHROME FINISH OVERFLOW**



For a copy of our River Sinks and Taps collection brochure call **0121 561 4245** or email your request to us at **sales@blackheathproducts.co.uk**



Lagan Single Bowl



Witham One & Half Bowl



Ceramic White

<b>Witham</b>	One & half bowl
Ceramic	Undermount
Price (RRP)	£309.26
Left hand main bowl only	
Main bowl depth	176mm
Half bowl depth	120mm
Minimum cabinet size	600mm
External dimensions	545 x 440mm

**SUPPLIED WITH WASTE AND CHROME FINISH OVERFLOW**



Ceramic White

<b>Ashburn</b>	Single bowl
Ceramic	Inset
Price (RRP)	£242.18
Reversible	
Main bowl depth	200mm
Minimum cabinet size	600mm
External dimensions	1010 x 525mm

**SUPPLIED WITH WASTE AND CHROME FINISH OVERFLOW**



Ceramic White

<b>Webburn</b>	One & half bowl
Ceramic	Inset
Price (RRP)	£256.92
Reversible	
Main bowl depth	200mm
Half bowl depth	130mm
Minimum cabinet size	600mm
External dimensions	1010 x 525mm

**SUPPLIED WITH WASTE AND CHROME FINISH OVERFLOW**



Ceramic White

<b>Liffey</b>	Single bowl
Ceramic	Inset
Price (RRP)	£366.66
Reversible	
Main bowl depth	200mm
Minimum cabinet size	600mm
External dimensions	1010 x 525mm

**SUPPLIED WITH WASTE AND OVERFLOW (CHROME FINISH) AND 'ELBE' MIXER TAP**



Ceramic White

<b>Dovey</b>	One & half bowl
Ceramic	Inset
Price (RRP)	£366.66
Reversible	
Main bowl depth	200mm
Half bowl depth	130mm
Minimum cabinet size	600mm
External dimensions	1010 x 525mm

**SUPPLIED WITH WASTE AND OVERFLOW (CHROME FINISH) AND 'ELBE' MIXER TAP**

## River Solid Surface Sinks

Our solid surface sinks and bowls fully integrate with no open joints or seams when installed into solid surfaces, creating a premium finish that's easy to maintain and completely hygienic. For added practicality, drainer grooves can be graduated to create a waterfall that drains away drips and splashes.



Aras One & Half Bowl

Bright White



Bright White



Bright White



<b>Barrow</b>	Half bowl
Solid Surface	Undermount
Price (RRP)	£115.58
External dimensions	202 x 348mm
Main bowl depth	140mm
<b>3.5 Inch Strainer Waste</b>	
EXCLUDES WASTE	

<b>Foyle</b>	Single bowl
Solid Surface	Undermount
Price (RRP)	£206.16
External dimensions	445 x 500mm
Main bowl depth	195mm
<b>3.5 Inch Strainer Waste</b>	
EXCLUDES WASTE	

<b>Argun</b>	Single bowl
Solid Surface	Undermount
Price (RRP)	£188.98
External dimensions	495 x 395mm
Main bowl depth	220mm
<b>3.5 Inch Strainer Waste</b>	
EXCLUDES WASTE	

Bright White



Bright White



Bright White



<b>Sefid</b>	Single bowl
Solid Surface	Undermount
Price (RRP)	£161.69
External dimensions	416 x 326mm
Main bowl depth	165mm
<b>3.5 Inch Strainer Waste</b>	
SUPPLIED WITH OVERFLOW BUT EXCLUDES WASTE	

<b>Sakarya</b>	Single bowl
Solid Surface	Undermount
Price (RRP)	£271.94
External dimensions	460 x 460mm
Main bowl depth	208mm
<b>3.5 Inch Strainer Waste</b>	
SUPPLIED WITH OVERFLOW BUT EXCLUDES WASTE	

<b>Salween</b>	Single bowl
Solid Surface	Undermount
Price (RRP)	£181.90
External dimensions	592 x 482mm
Main bowl depth	187mm
<b>3.5 Inch Strainer Waste</b>	
SUPPLIED WITH OVERFLOW BUT EXCLUDES WASTE	

Bright White



<b>Hai</b>	Single bowl
Solid Surface	Undermount
Price (RRP)	£159.30
External dimensions	215 x 403mm
Main bowl depth	141mm
<b>3.5 Inch Strainer Waste</b>	
<b>EXCLUDES WASTE</b>	

Bright White



<b>Han</b>	Single bowl
Solid Surface	Undermount
Price (RRP)	£210.84
External dimensions	385 x 457mm
Main bowl depth	173mm
<b>3.5 Inch Strainer Waste</b>	
<b>EXCLUDES WASTE</b>	

Bright White



<b>Hari</b>	Single bowl
Solid Surface	Undermount
Price (RRP)	£201.47
External dimensions	457 x 454mm
Main bowl depth	173mm
<b>3.5 Inch Strainer Waste</b>	
<b>EXCLUDES WASTE</b>	

Bright White



<b>Aras</b>	One & half bowl
Solid Surface	Undermount
Price (RRP)	£303.18
External dimensions	575 x 500mm
Main bowl depth	190mm
Half bowl depth	160mm
<b>3.5 Inch Strainer Waste</b>	
<b>EXCLUDES WASTE</b>	

Bright White



<b>Luni</b>	Double bowl
Solid Surface	Undermount
Price (RRP)	£358.30
External dimensions	794 x 481mm
Main bowl depth	235mm
<b>3.5 Inch Strainer Waste</b>	
<b>SUPPLIED WITH OVERFLOW BUT EXCLUDES WASTE</b>	

Bright White



<b>Karun</b>	Vanity bowl
Solid Surface	
Price (RRP)	£137.81
External dimensions	462 x 376mm
Main bowl depth	139mm
<b>Spring Loaded Waste</b>	
<b>SUPPLIED WITH OVERFLOW BUT EXCLUDES WASTE</b>	

Bright White



<b>Kaveri</b>	Vanity bowl
Solid Surface	
Price (RRP)	£152.51
External dimensions	548 x 396mm
Main bowl depth	156mm
<b>Spring Loaded Waste</b>	
<b>SUPPLIED WITH OVERFLOW BUT EXCLUDES WASTE</b>	



Karun Vanity Bowl

## River Taps

Finish in style with our handpicked selection of high quality, contemporary taps. Designed to effortlessly complement the premium look and feel of our sinks, all our taps are tested to work with high and low pressure systems with a minimum of 0.5 bar recommended. All taps are supplied with flexi-tails and fitted with a flow aerator.



Loire Single Lever Mixer Tap I Gold

Chrome



<b>Ohio</b>	
Single lever mixer	
Chrome (RRP)	£38.55
Height	164mm
Reach	221mm
Spout height	137mm
Operating pressure	0.3 bar

Chrome



<b>Rega</b>	
Twin lever mixer	
Chrome (RRP)	£64.35
Height	385mm
Reach	200mm
Spout height	287mm
Operating pressure	0.3 bar

Brushed Steel



<b>Vechte</b>	
Single lever mixer	
Chrome (RRP)	£142.82
Brushed Steel (RRP)	£158.70
Height	321mm
Reach	222mm
Spout height	275mm
Operating pressure	0.5 bar

Brushed Steel



Chrome

<b>Havel</b>	
Twin lever mixer	
Chrome (RRP)	£155.52
Brushed Steel (RRP)	£171.37
Height	290mm
Reach	204.5mm
Spout height	266mm
Operating pressure	0.5 bar

Chrome



<b>Loire</b>	
Single lever mixer	
Chrome (RRP)	£40.79
Height	367mm
Reach	200mm
Spout height	253mm
Operating pressure	0.3 bar

Black



Gold

Copper



<b>Loire</b>	
Single lever mixer	
Colours (RRP)	£53.73
Height	367mm
Reach	200mm
Spout height	253mm
Operating pressure	0.3 bar

Brushed Steel



<b>Maronne</b>	
Twin lever mixer	
Chrome (RRP)	£112.04
Brushed Steel (RRP)	£153.38
Height	378mm
Reach	225mm
Spout height	250mm
Operating pressure	0.3 bar

Black



Gold

Copper



<b>Maronne</b>	
Twin lever mixer	
Colours (RRP)	£175.67
Height	378mm
Reach	225mm
Spout height	250mm
Operating pressure	0.3 bar



Regen Twin Lever Mixer Tap



Regen	
Twin lever mixer	
Chrome (RRP)	£104.72
Brushed Steel (RRP)	£120.59
Height	375mm
Reach	225mm
Spout height	246mm
Operating pressure	0.3 bar



Rhone	
Twin lever mixer	
Chrome (RRP)	£142.82
Height	385mm
Reach	189mm
Spout height	261mm
Operating pressure	0.3 bar



Fitzroy	
Twin lever mixer	
Chrome (RRP)	£83.02
Height	271mm
Reach	224mm
Spout height	223mm
Operating pressure	0.3 bar



Moselle	
Twin lever mixer	
Chrome (RRP)	£46.91
Height	340mm
Reach	171mm
Spout height	239mm
Operating pressure	0.3 bar



Sevron	
Twin lever mixer	
Chrome (RRP)	£137.95
Brushed Steel (RRP)	£150.23
Height	347mm
Reach	190mm
Spout height	226mm
Operating pressure	0.5 bar



Vologne	
Twin lever mixer	
Chrome (RRP)	£137.95
Brushed Steel (RRP)	£150.23
Height	347mm
Reach	190mm
Spout height	226mm
Operating pressure	0.5 bar



Brushed Steel  
Chrome

WRAS  
APPROVED

<b>Oka</b>	
Twin lever mixer	Black
Chrome (RRP)	£150.41
Brushed Steel (RRP)	£159.08
Height	375mm
Reach	225mm
Spout height	246mm
Operating pressure	0.3 bar



Brushed Steel  
Chrome

WRAS  
APPROVED

<b>Dniester</b>	
Twin lever mixer	Grey
Chrome (RRP)	£150.41
Brushed Steel (RRP)	£159.08
Height	375mm
Reach	225mm
Spout height	246mm
Operating pressure	0.3 bar



Brushed Steel  
Chrome

WRAS  
APPROVED

<b>Seine</b>	
Twin lever mixer	Black
Chrome (RRP)	£159.08
Brushed Steel (RRP)	£170.64
Height	378mm
Reach	225mm
Spout height	250mm
Operating pressure	0.3 bar



Brushed Steel  
Chrome

WRAS  
APPROVED

<b>Lachlan</b>	
Twin lever mixer	Grey
Chrome (RRP)	£159.08
Brushed Steel (RRP)	£170.64
Height	378mm
Reach	225mm
Spout height	250mm
Operating pressure	0.3 bar



Brushed Steel  
Chrome

<b>Douze Pull Out</b>	
Single lever mixer	Black
Chrome (RRP)	£199.29
Brushed Steel (RRP)	£211.54
Height	479mm
Reach	230mm
Spout height	202mm
Operating pressure	0.7 bar



Brushed Steel  
Chrome

<b>Garonne Pull Out</b>	
Single lever mixer	Grey
Chrome (RRP)	£199.29
Brushed Steel (RRP)	£211.54
Height	479mm
Reach	230mm
Spout height	202mm
Operating pressure	0.7 bar



Douze Single Lever Mixer Tap



Brushed Steel  
Chrome

<b>Lede</b>	
Single lever mixer	
Chrome (RRP)	£199.29
Brushed Steel (RRP)	£211.54
Height	479mm
Reach	230mm
Spout height	202mm
Operating pressure	0.7 bar



Lede Single Lever Mixer Tap

## River Instant Boiling Water Taps

The perfect addition to any modern kitchen. A tap that dispenses boiling water instantly, so there's no need for a kettle.

Water is stored at temperature in a unit under your sink so as soon as you turn on the tap, you get boiling water instantly, just your cup of tea!



Indus 4-in-1 Boiling Water Tap

Chrome



### Styx

#### 3-in-1 Boiling Water Tap

Chrome (RRP)	£447.73
Height	341mm
Reach	210mm
Spout height	247mm
Minimum operating pressure	1 bar

Brushed Steel



### Trinity

#### 4-in-1 Boiling Water Tap

Brushed Steel (RRP)	£550.44
Height	387mm
Reach	200mm
Spout height	247mm
Minimum operating pressure	1 bar

Matt Black



### Indus

#### 4-in-1 Boiling Water Tap

Matt Black (RRP)	£707.93
Height	341mm
Reach	210mm
Spout height	247mm
Minimum operating pressure	1 bar



BACK ROW (LEFT TO RIGHT) Loire, Lede, Seine  
FRONT ROW (LEFT TO RIGHT) Rhone, Havel

# RIVER TAP DISPLAY STAND

CONTACT 0121 561 4245  
FOR MORE INFORMATION


# River Collection Accessories



**Glass Chopping Board**  
 Price (RRP) £57.85  
 Black glass  
 Toughened safety glass



**Folding Drainer Mat**  
 Price (RRP) £72.31  
 Folding drainer mat  
 Works with all models



**Waste Tidy**  
 Price (RRP) £10.50  
 Chrome



**1.0 Bowl Plumbing Kit** UKH039  
 Price (RRP) £11.25  
 Twin adapter inlets  
 Suits all singular bowls



**1.5 Bowl Plumbing Kit** UKH040  
 Price (RRP) £15.00  
 Twin adapter inlets  
 Suits all singular bowls

# McAlpine Plumbing Kits



**ASC10 Single Bowl Kit**  
 Price (RRP) £9.44



**WM15 Single Bowl Kit**  
 One Discharge Hose  
 Price (RRP) £13.59



**WM11 Single Bowl Kit**  
 Two Discharge Hoses  
 Price (RRP) £13.63



**SK1 Bowl and a Half Kit**  
 One Discharge Hose  
 Price (RRP) £17.75



**SK1A Bowl and a Half Kit**  
 Two Discharge Hoses  
 Price (RRP) £19.32



**SK2 Double Bowl Kit**  
 One Discharge Hose  
 Price (RRP) £20.25

# River Collection Pack Offers

## choose a sink



**Ord**  
Stainless Steel Inset  
Compact Single Bowl Sink and Drainer  
Available in Satin Steel



**Daly**  
Stainless Steel Inset  
Single Bowl Sink and Drainer  
Available in Satin Steel



**Clarence**  
Stainless Steel Inset  
One and a Half Bowl Sink and Drainer  
Available in Satin Steel



**Apure**  
Granite Inset  
Compact Single Bowl Sink and Drainer  
Available in Black, White,  
Dark Grey or Light Grey



**Caroni**  
Granite Inset  
Single Bowl Sink and Drainer  
Available in Black, White,  
Dark Grey or Light Grey



**Orinoco**  
Granite Inset  
One and a Half Bowl Sink and Drainer  
Available in Black, White,  
Dark Grey or Light Grey



**Kennet**  
Granite Undermount / Inset Sink  
Available in Black, White,  
Dark Grey or Light Grey



**Salado**  
Granite Undermount  
Available in Black, White,  
Dark Grey or Light Grey



**Mississippi**  
Granite Undermount / Inset Sink  
Available in Black, White,  
Dark Grey or Light Grey

## choose a tap

**WRAS**  
APPROVED



**Blyth**  
Twin Lever Mixer Tap  
Available in Chrome  
or Brushed Steel



**Roper**  
Single Lever Mixer Tap  
Available in Chrome  
or Brushed Steel



**Roper**  
Single Lever Mixer Tap  
Available in Black, White,  
Light Grey or Dark Grey



**Cache**  
Single Lever Mixer Tap  
Available in Chrome  
or Brushed Steel



**Cache**  
Single Lever Mixer Tap  
Available in Black, White,  
Light Grey or Dark Grey

Each sink and tap shown are available individually.

scan the QR code to view in more detail  
and choose your sink and tap pack



# AXiX Sinks

AXiX UNO 450U Single Bowl

## Introducing AXiX inset / undermount sinks: An 1810 innovation

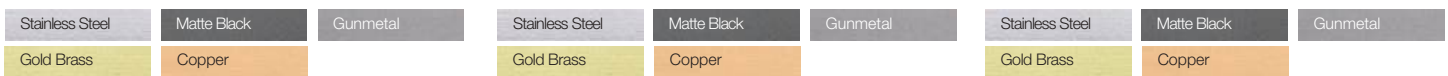
This unique concept allows for a combination of solid surface, quartz or stone and a contemporary designed sink to give a finished look of a steel-bottomed material-clad sink without a join between the surface and the sink at the base.

This system allows for a straightforward fabrication method that can be completed in the workshop using standard tools and creates a watertight solution that allows the use of hot / boiling water taps and creates an upmarket contemporary finish.

- Seamless integration or undermounted
- Compatible with boiling water taps
- 16mm lip for solid surface fabrications (SOS)
- 26mm lip for quartz granite fabrications (QG)
- High-end, contemporary look

### Available Finishes

The AXiX sinks are manufactured to the same exacting standards of every 1810 sink using 1.2mm, 304 grade stainless steel - a PVD finish in Copper, Gunmetal, Gold Brass or Matte Black is also available.



<b>AXiX UNO U190U SOS</b>	Half Bowl
Stainless Steel (16mm Lip)	Solid Surface
Non reversible	
Main bowl depth	121mm
Minimum cabinet size	300mm
Bowl dimensions	230 x 440mm
Waste disposal compatible	
<b>SUPPLIED COMPLETE WITH WASTE AND HYGIENIC OVERFLOW</b>	



<b>AXiX UNO 210U QG</b>	Half Bowl
Stainless Steel (26mm Lip)	Quartz Granite
Non reversible	
Main bowl depth	121mm
Minimum cabinet size	300mm
Bowl dimensions	240 x 450mm
Waste disposal compatible	
<b>SUPPLIED COMPLETE WITH WASTE AND HYGIENIC OVERFLOW</b>	



<b>AXiX UNO 355U SOS</b>	Single Bowl
Stainless Steel (16mm Lip)	Solid Surface
Non reversible	
Main bowl depth	176mm
Minimum cabinet size	400mm
Bowl dimensions	395 x 440mm
Waste disposal compatible	
<b>SUPPLIED COMPLETE WITH WASTE AND HYGIENIC OVERFLOW</b>	

Stainless Steel	Matte Black	Gunmetal
Gold Brass	Copper	



<b>AXIX UNO 355U QG</b>	Single Bowl
Stainless Steel (26mm Lip)	Quartz Granite
Non reversible	
Main bowl depth	176mm
Minimum cabinet size	400mm
Bowl dimensions	385 x 450mm
Waste disposal compatible	
<b>SUPPLIED COMPLETE WITH WASTE AND HYGIENIC OVERFLOW</b>	

Stainless Steel	Matte Black	Gunmetal
Gold Brass	Copper	



<b>AXIX UNO 450U SOS</b>	Single Bowl
Stainless Steel (16mm Lip)	Solid Surface
Non reversible	
Main bowl depth	176mm
Minimum cabinet size	500mm
Bowl dimensions	440 x 490mm
Waste disposal compatible	
<b>SUPPLIED COMPLETE WITH WASTE AND HYGIENIC OVERFLOW</b>	

Stainless Steel	Matte Black	Gunmetal
Gold Brass	Copper	



<b>AXIX UNO 450U QG</b>	Single Bowl
Stainless Steel (26mm Lip)	Quartz Granite
Non reversible	
Main bowl depth	176mm
Minimum cabinet size	500mm
Bowl dimensions	450 x 480mm
Waste disposal compatible	
<b>SUPPLIED COMPLETE WITH WASTE AND HYGIENIC OVERFLOW</b>	

Stainless Steel	Matte Black	Gunmetal
Gold Brass	Copper	



<b>AXIX UNO 500U SOS</b>	Single Bowl
Stainless Steel (16mm Lip)	Solid Surface
Non reversible	
Main bowl depth	176mm
Minimum cabinet size	600mm
Bowl dimensions	440 x 540mm
Waste disposal compatible	
<b>SUPPLIED COMPLETE WITH WASTE AND HYGIENIC OVERFLOW</b>	

Stainless Steel	Matte Black	Gunmetal
Gold Brass	Copper	



<b>AXIX UNO 500U QG</b>	Single Bowl
Stainless Steel (26mm Lip)	Quartz Granite
Non reversible	
Main bowl depth	176mm
Minimum cabinet size	600mm
Bowl dimensions	450 x 530mm
Waste disposal compatible	
<b>SUPPLIED COMPLETE WITH WASTE AND HYGIENIC OVERFLOW</b>	

Stainless Steel	Matte Black	Gunmetal
Gold Brass	Copper	



<b>AXIX UNO 700U SOS</b>	Single Bowl
Stainless Steel (16mm Lip)	Solid Surface
Non reversible	
Main bowl depth	176mm
Minimum cabinet size	800mm
Bowl dimensions	440 x 740mm
Waste disposal compatible	
<b>SUPPLIED COMPLETE WITH WASTE AND HYGIENIC OVERFLOW</b>	

Stainless Steel	Matte Black	Gunmetal
Gold Brass	Copper	



<b>AXIX UNO 700U QG</b>	Single Bowl
Stainless Steel (26mm Lip)	Quartz Granite
Non reversible	
Main bowl depth	176mm
Minimum cabinet size	800mm
Bowl dimensions	450 x 730mm
Waste disposal compatible	
<b>SUPPLIED COMPLETE WITH WASTE AND HYGIENIC OVERFLOW</b>	

Stainless Steel	Matte Black	Gunmetal
Gold Brass	Copper	



<b>AXIX UNO Set A 355U &amp; 150U SOS</b>	One & Half Bowl
Stainless Steel (16mm Lip)	Solid Surface
Main bowl depth	
	176mm
Half bowl depth	
	121mm
Minimum cabinet size	
	600mm
Main bowl dimensions	
	420 x 375mm
Half bowl dimensions	
	420 x 170mm
Waste disposal compatible	
<b>SUPPLIED WITH WASTE AND HYGIENIC OVERFLOW</b>	

Stainless Steel	Matte Black	Gunmetal
Gold Brass	Copper	



<b>AXIX UNO Set B 355U &amp; 150U SOS</b>	One & Half Bowl
Stainless Steel (16mm Lip)	Solid Surface
Main bowl depth	
	176mm
Half bowl depth	
	131mm
Minimum cabinet size	
	600mm
Main bowl dimensions	
	420 x 375mm
Half bowl dimensions	
	320 x 170mm
Waste disposal compatible	
<b>SUPPLIED WITH WASTE AND HYGIENIC OVERFLOW</b>	

## Display Options

There may be display opportunities in your area. Please contact your local Blackheath Products Area Sales Manager for more information.

### Indesit After Sales

Call Indesit on **0330 173 5138**  
or book online at  
[www.indesitservice.co.uk](http://www.indesitservice.co.uk)

### Hotpoint After Sales

Call Hotpoint on **0330 173 2857**  
or book online at  
[www.hotpointservice.co.uk](http://www.hotpointservice.co.uk)



A vertical photograph of a modern interior. On the left, a wooden shelving unit holds jars of cookies, books, and a vase. In the center, a wooden pendant light hangs over a table with a green chair. The background is a light-colored wall.

# Built-in Appliances

**Welcome to our comprehensive range of appliances that will keep on working hard, so you don't have to.**

We offer a great choice of stylish, versatile and intelligent appliances from well known brands Indesit and Hotpoint, that will make sure your home runs smoothly. Carefully selected for their impressive functionality, outstanding performance and contemporary design, all of our appliances come with a 10 year free parts guarantee.

 **Indesit**  **Hotpoint**

SINGLE AND DOUBLE OVENS



Indesit Icons

- Click&Clean Door
- Tilting Grill
- FullSurface Grill
- Enhanced Internal Lighting
- Pyrolytic Clean
- EcoClean
- Functions

Hotpoint Icons

- Multiflow Technology
- Telescopic Shelf
- Temperature Controls
- Programmable Timer
- Probe
- Tilting Grill
- Pyrolytic Self-Cleaning
- Multirecipes
- Catalytic Cleaning/Liners
- Tailored Programmes
- Hydro Clean
- Solarplus Grill
- Soft Closing

IFW 6340 BL  
**Fan Single Oven**  
Black



- Turn&Cook
- Capacity: 66 Litres
- Click&Clean Door
- Tilting Grill
- 8 Functions
- FullSurface Grill
- Digital Timer
- Enhanced Internal Lighting
- Energy Rating: A

Price (RRP) £268.40

IFW 6340 IX  
**Fan Single Oven**  
Stainless Steel



- Turn&Cook
- Capacity: 66 Litres
- Click&Clean Door
- Tilting Grill
- 8 Functions
- FullSurface Grill
- Digital Timer
- Enhanced Internal Lighting
- Energy Rating: A

Price (RRP) £271.34

SI5 851 C IX  
**Multifunction Single Oven**  
Black Glass with anti-fingerprint Stainless Steel



- Multiflow Heat Distribution
- Electronic Temperature Control
- 7 Tailored Programmes
- 8 Traditional Functions
- Electronic Mono Dial Control
- Tilting Grill
- External Catalytic Liners
- Triple Glazed Door
- Capacity: 71 Litres
- Energy Rating: A+

Price (RRP) £456.88





SI7 871 SC IX

**Multifunction Single Oven**

Black Glass with anti-fingerprint Stainless Steel



- Multiflow Heat Distribution
- Electronic Temperature Control
- 9 Tailored Programmes
- 7 Traditional Functions
- Electronic Touch Control
- Tilting Grill · Telescopic Shelf
- Eternal Catalytic Liners
- Soft-Close Triple Glazed Door
- Capacity: 73 Litres
- Energy Rating: A+

Price (RRP) £561.17

IFW 3841 P IX

**Pyrolytic Single Oven**

Stainless Steel



- Turn&Cook
- Capacity: Extra Large 71 Litres
- Click&Clean Door
- Tilting Grill
- 11 Functions
- FullSurface Grill
- EcoClean Function
- Push Push Retractable Dials
- Enhanced Internal Lighting
- Digital Timer
- Energy Rating: A+

Price (RRP) £435.36

SI5 854 P IX

**Pyrolytic Single Oven**

Black Glass with anti-fingerprint Stainless Steel



- Multiflow Heat Distribution
- Electronic Temperature Control
- 7 Tailored Programmes
- 8 Traditional Functions
- Electronic Mono Dial Control
- Rotisserie
- Self-Clean Pyrolytic Cycles
- Quadruple Glazed Door
- Capacity: 71 Litres
- Energy Rating: A+

Price (RRP) £529.36

SI7 891 SP IX

**Pyrolytic Single Oven**


Black Glass with anti-fingerprint Stainless Steel



- Multiflow Heat Distribution
- Electronic Temperature Control
- 28 Automatic Programmes
- 16 Tailored Programmes
- 6 Traditional Functions
- Electronic Touch Control
- Self-Clean Pyrolytic Cycles
- Soft-Close Quadruple Glazed Door
- Capacity: 73 Litres
- Energy Rating: A+

Price (RRP) £591.08

IDD 6340 BL  
**Built-In Double Oven**  
Black



- Capacity: 42 / 74L
- Multifunction Oven - 5 Functions
- Fan Oven (Main Only)
- Conventional Oven (Second/Top)
- Grill
- Grill Kit
- Digital Timer
- Enamel Liners
- Energy Rating: AA

Price (RRP) £410.45

IDD 6340 IX  
**Built-In Double Oven**  
Stainless Steel



- Capacity: 42 / 74L
- Multifunction Oven - 5 Functions
- Fan Oven (Main Only)
- Conventional Oven (Second/Top)
- Grill
- Grill Kit
- Digital Timer
- Enamel Liners
- Energy Rating: AA

Price (RRP) £410.45

DKD5 841 J C IX  
**Built-In Double Oven**  
Black Glass and Stainless Steel



- 8 Traditional Functions
- Telescopic Shelves
- Catalytic Liners
- Push Push Control Dials
- Capacity (Top/Main): 42/70 Litres
- Energy Rating: A/A

Price (RRP) £580.46

IDU 6340 BL  
**Built-Under Double Oven**  
Black



- Capacity: 42 / 74L
- Multifunction Oven - 5 Functions
- Fan Oven (Main Only)
- Conventional Oven (Second/Top)
- Grill
- Grill Kit
- Digital Timer
- Enamel Liners
- Energy Rating: AA

Price (RRP) £421.08

IDU 6340 IX  
**Built-Under Double Oven**  
Stainless Steel



- Capacity: 42 / 74L
- Multifunction Oven - 5 Functions
- Fan Oven (Main Only)
- Conventional Oven (Second/Top)
- Grill
- Grill Kit
- Digital Timer
- Enamel Liners
- Energy Rating: AA

Price (RRP) £421.08

DJ2 540 IX  
**Built-Under Double Oven**  
Black Glass and Stainless Steel




- 5 Traditional Functions
- Electronic Programmable Timer
- Triple Glazed Doors
- Twin Variable Grill
- Easy Clean Enamel Liners
- Capacity (Top/Main): 37/59 Litres
- Energy Rating: B/B

Price (RRP) £495.45

MICROWAVE OVENS



**Indesit Icons**

-  Double Power Wave
-  Integrated Grill
-  Plate Cover

**Hotpoint Icons**

-  Multiwave Technology
-  Dynamic Crisp
-  Dynamic Steam
-  Dynamic Defrost
-  Dynamic Reheat
-  Multirecipes
-  Touch Control

MWI 3443 IX UK  
**Microwave Oven With Grill**  
Stainless Steel



- 40 Litres Capacity
- Power: 900 Watts
- Double PowerWave Technology
- Power Levels: 7
- 36cm Turntable
- Plate Cover
- Digital Display
- Automatic Programmes
- Defrost Function
- Grill Rack
- End Cooking Signal
- Child Lock

Price (RRP) £452.95

MD 554 IX H  
**Built-in Microwave Oven with Grill**  
Black Glass with anti-fingerprint Stainless Steel



- Multiwave Technology
- Electronic Mono Dial Control
- Dynamic Crisp
- 3 Automatic Programmes
- Child Lock
- Power: 1000 Watts
- Grill Power: 800 Watts
- Capacity: 31 Litres

Price (RRP) £495.45

MP 776 IX H  
**Combination Microwave Oven**  
Black Glass with anti-fingerprint Stainless Steel



- Multiwave Technology
- Dynamic Crisp/Steam/Defrost
- 7 Functions
- 4 Automatic Programmes
- Multirecipes
- Electronic Touch Control
- Child Lock
- Grill Power: 1600 Watts
- Microwave power: 900 Watts
- Capacity: 40 Litres

Price (RRP) £580.46

MN 314 IX H  
**Built-in Microwave Oven with Grill**  
Stainless Steel



- Multiwave Technology
- Electronic Control
- 5 Automatic Programmes
- Plate Warming Function
- Easy-Clean Enamel Interior
- Grill Power: 1600 Watts
- Microwave power: 750 Watts
- Capacity: 22 Litres
- Depth: 320mm

Price (RRP) £331.84

CERAMIC HOBS



**Indesit Icons**

- Touch Control
- Power Levels

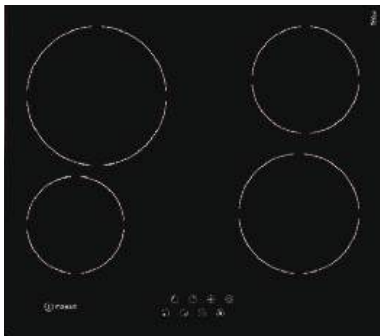
**Hotpoint Icons**

- Double Ring Zone
- Touch Control
- Residual heat Indicators
- Salargio Zones


RI 161 C  
**60cm Ceramic Hob**  
Black Glass / Frameless



HR 612 C H  
**60cm Ceramic Hob**  
Black Glass / Frameless



- 4 Radiant Cooking Zones
- Touch Control
- 9 Power Levels
- Child Lock
- Timer



- 9 Power Levels
- Touch Control
- Double Ring Zone
- Child Lock
- Residual Heat Indicators

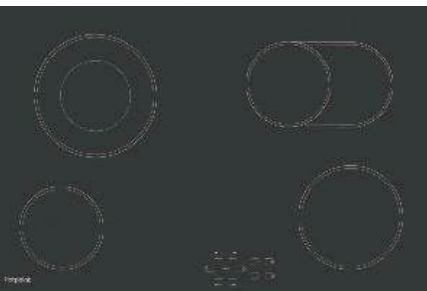
Price (RRP) £266.22

Price (RRP) £291.61

HR 724 B H  
**70cm Ceramic Hob**  
Black Glass / Bevelled Edge



- 9 Power Levels
- Touch Control
- Oval Double Zone
- Double Ring Zone
- 4 Individual Timers
- Bevelled Edging
- Child Lock
- Residual Heat Indicators



Price (RRP) £371.61



INDUCTION HOBS



**Indesit Icons**

-  Touch Control
-  Power Levels
-  Maxi Cook

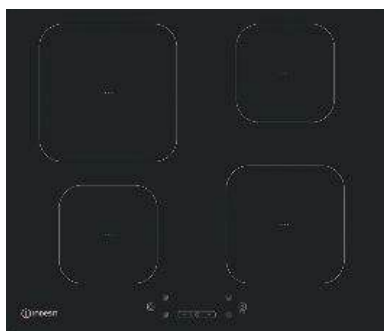
**Hotpoint Icons**

-  Induction Hob
-  Booster
-  Touch Control


IS 83Q60 NE  
**60cm Induction Hob**  
Black Glass / Frameless



TQ 1460S NE  
**60cm Induction Hob**  
Black Glass / Frameless



- 4 Induction Cooking Zones
- 4 x Booster
- Touch Control
- 9 Power Levels
- Timer
- 4 Residual Heat Indicators
- Child Lock



- Touch Control
- 4 x Boosters
- 4 Individual Timers
- 4 Zone On Indicator Lights
- Child Lock

Price (RRP) £378.58

Price (RRP) £399.39



TB 3977B BF  
**70cm Induction Hob**  
Black Glass / Frameless



- Touch Control
- Flexi Zone
- My Menu
- 4 x Automatic Recipes  
1 Boil, 1 Keep Warm, 1 Melt,  
1 Slow Cook
- 4 x Boosters
- 4 Individual Timers
- Direct Zone Control
- 4 Zone On Indicator Lights
- Child Lock
- Bevelled Edging

Price (RRP) £554.41



Indesit Icons

- High Power Flame
- Cast Iron Pan Supports

Hotpoint Icons

- Wok Burner - Triple Crown
- LPG Convertible
- Double Crown with Dual Control
- Direct Flame Technology
- Cast Iron Supports
- Precision LED Controls
- Flame Failure Device
- Hinged Pan Supports
- Auto Ignition

PAA 642 /I WE (IX)  
**60cm Gas Hob**  
Stainless Steel



PAN 642 IX/H  
**60cm Gas Hob**  
Stainless Steel



- 1 Rapid Burner
- 2 Semi-Rapid Burners
- 1 Auxiliary Burner
- Enamelled Pan Supports
- Flame Failure Device
- LPG Convertible



Price (RRP) £219.31



- 4 Gas Burners: 1 Rapid, 2 Semi-Rapid, 1 Standard
- Enamel Pan Supports
- Auto Ignition
- Flame Failure Device
- LPG Conversion Kit



Price (RRP) £201.33



THP 641 W/IX/I  
**60cm Gas Hob**  
Stainless Steel



THP 751 W/IX/I  
**75cm Gas Hob**  
Stainless Steel



- 1 High Power Flame
- 2 Semi-Rapid Burners
- 1 Auxiliary Burner
- Cast Iron Pan Support
- Flame Failure Device
- LPG Convertible



Price (RRP) £270.81



- 1 High Power Flame
- 1 Rapid Burner
- 2 Semi-Rapid Burners
- 1 Auxiliary Burner
- Cast Iron Pan Support
- Flame Failure Device
- LPG Convertible



Price (RRP) £290.96



PPH 75 P DF IX UK  
**75cm Gas Hob**  
Stainless Steel



PHC 961 TS/IX/H  
**90cm Gas Hob**  
Stainless Steel



- 5 Gas Burners: 1 Ultra-Rapid, 1 Reduced-Rapid, 2 Semi-Rapid, 1 Standard
- Enamel Pan Supports
- Auto Ignition
- Flame Failure Device
- Fits into a 60cm hob cut-out



Price (RRP) £319.30



- 6 Gas Burners: 1 Triple Crown Burner, 2 Twin Burners, 1 Rapid, 1 Reduced-Rapid and 1 Standard
- Cast Iron Pan Supports
- Auto Ignition
- Flame Failure Device
- LPG Conversion Kit



Price (RRP) £499.66



ING 61T/BK UK  
**60cm Gas on Glass Hob**  
Black Glass



- 1 Rapid Burner
- 2 Semi-Rapid Burners
- 1 Auxiliary Burner
- Cast Iron Pan Supports
- Flame Failure Device
- LPG Convertible

Price (RRP) £298.05

FTGHG 641 D/H(BK)  
**Direct Flame 60cm Gas On Glass Hob**  
Black Glass



- 4 Gas Burners: 1 Rapid, 2 Semi-Rapid, 1 Standard
- Direct Flame Technology
- Cast Iron Pan Supports
- Auto Ignition
- Flame Failure Device



Price (RRP) £526.90



ING 72T/BK  
**75cm Gas On Glass Hob**  
Black Glass



- 1 High Power Flame
- 1 Rapid Burner
- 2 Semi-Rapid Burners
- 1 Auxiliary Burner
- Cast Iron Pan Supports
- Flame Failure Device
- LPG Convertible





Price (RRP) £459.33

HOODS



**Indesit Icons**

-  LED Lights
-  3 Power Settings

**Hotpoint Icons**

-  Touch Control
-  Clean Filter Indicator
-  Run-On Timer
-  LED Lights
-  Booster
-  Stainless Steel Grease Filters

UHPM 6.3 F CS X/1  
**60cm Chimney Hood**  
Stainless Steel



PHPN6.5 FLMX  
**60cm Chimney Hood**  
Stainless Steel



- Extraction Rate: 368 m<sup>3</sup>/hr
- Halogen Lights
- Ergonomic Design
- Aluminium Grease Filter
- Charcoal Filter Included
- 3 Speeds
- Energy Rating: E



- Push Button Control
- 3 Speeds
- 2 Grease Filters
- Charcoal Filter Included
- 2 Lights
- Extraction Rate: 420 m<sup>3</sup>/hr

Price (RRP) £209.24

Price (RRP) £208.69

IHPC 9.4 LM X  
**90cm Chimney Hood**  
Stainless Steel



PHPN9.5FLMX  
**90cm Chimney Hood**  
Stainless Steel



- Extraction Rate: 416 m<sup>3</sup>/hr
- Halogen Lights
- Ergonomic Design
- Decorative Glass
- Aluminium Grease Filter
- 3 Speeds
- Button Controls
- Energy Rating: D



- Push Button Control
- 3 Speeds
- 2 Grease Filters
- Charcoal Filter Included
- 2 Lights
- Extraction Rate: 420 m<sup>3</sup>/hr

Price (RRP) £241.15

Price (RRP) £254.46



IHBS 6.5 LM X  
**60cm Box Chimney Hood**  
Stainless Steel



- Extraction Rate: 432 m<sup>3</sup>/hr
- Halogen Lights
- Ergonomic Design
- T-Box Shape
- Aluminium Grease Filter
- 3 Speeds
- Button Controls
- Energy Rating: D

Price (RRP) £229.51

PHC 6.7 FLBIX  
**60cm Box Chimney Hood**  
Stainless Steel



- LED Lighting
- Touch Control
- Clean Filter Indicator
- Run-On Timer
- 3 Speeds plus Booster
- 2 Stainless Steel Grease Filters
- Charcoal Filter Included
- 2 Lights
- Extraction Rate: 757 m<sup>3</sup>/hr

Price (RRP) £347.74



PHFG6.4FLMX  
**60cm Flat Glass Chimney Hood**  
Stainless Steel



- Electronic Button Control
- Clean Filter Indicator
- 3 Speeds plus Booster
- 1 Grease Filter
- Charcoal Filter Included
- 2 Lights
- Extraction Rate: 559 m<sup>3</sup>/hr

Price (RRP) £244.97

IHGC 6.5 LM X  
**60cm Curved Glass Chimney Hood**  
 Stainless Steel



PHGC6.4 FLMX  
**60cm Curved Glass Chimney Hood**  
 Stainless Steel



- Extraction Rate: 432 m<sup>3</sup>/hr
- Halogen Lights
- Ergonomic Design
- Decorative Glass
- Aluminium Grease Filter
- 3 Speeds
- Button Controls
- Energy Rating: D



- Extraction Rate: 432 m<sup>3</sup>/hr
- Halogen Lights
- Ergonomic Design
- Decorative Glass
- Aluminium Grease Filter
- 3 Speeds
- Button Controls
- Energy Rating: D

Price (RRP) £243.78

Price (RRP) £244.97

PHGC7.4FLMX  
**70cm Curved Glass Chimney Hood**  
 Stainless Steel



PHGC9.4FLMX  
**90cm Curved Glass Chimney Hood**  
 Stainless Steel



- Electronic Button Control
- Clean Filter Indicator
- 3 Speeds plus Booster
- 1 Grease Filter
- Charcoal Filter Included
- 2 Lights
- Extraction Rate: 559 m<sup>3</sup>/hr



- Electronic Button Control
- Clean Filter Indicator
- 3 Speeds plus Booster
- 1 Grease Filter
- Charcoal Filter Included
- 2 Lights
- Extraction Rate: 559 m<sup>3</sup>/hr

Price (RRP) £265.62

Price (RRP) £270.81





PHVP6.4FALK/1  
**60cm Vertical Glass Hood**  
Black Glass



- Touch Control
- Clean Filter Indicator
- 3 Speeds
- 1 Grease Filter
- Charcoal Filter Included
- 2 Lights
- Extraction Rate: 400 m<sup>3</sup>/hr

Price (RRP) £260.40

PCT 64 F L SS  
**Canopy Hood**  
Stainless Steel



- Slider Control
- 3 Speeds
- Charcoal Filter Included
- 1 Grease Filter
- 2 Lights
- Extraction Rate: 175 m<sup>3</sup>/hr

Price (RRP) £153.11

HSFX.1/1  
**Telescopic Hood**  
Stainless Steel



- Slider Control
- 3 Speeds
- Charcoal Filter Included
- 2 Lights
- Extraction Rate: 185 m<sup>3</sup>/hr

Price (RRP) £199.16

PAEINT 66F LS W  
**Integrated Hood**  
Neutral



- Slider Control
- 3 Speeds
- Charcoal Filter Included
- 1 Grease Filter
- 1 Light
- Extraction Rate: 208 m<sup>3</sup>/hr

Price (RRP) £199.16

## Ducting Systems

We offer a comprehensive range of ducting systems and components which are available ex-stock and include all fixing and jointing accessories required for a successful installation.

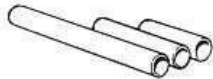
The 4" kits shown here come pre packed with everything you need to vent via a wall directly behind an extractor hood or via a wall adjacent to the extractor hood.

All internal fittings are white to ensure an inconspicuous solution while external outlets are brown to match most external walls and brick work.

If you require extra components or need to build your own ducting kit, we have a selection of ducting items (shown below) that are all available from stock.



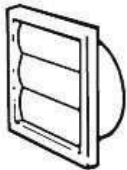
**PVC flexible ducting hose**



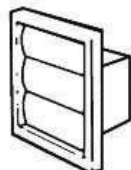
**Rigid pipe**



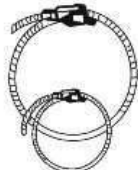
**PVC flexible rectangular ducting**



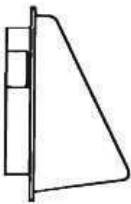
**Gravity shutter outlet**



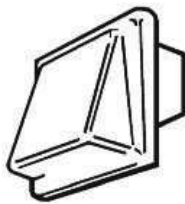
**Gravity shutter outlet**



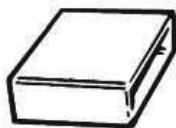
**Metal hose clips**



**Cowled wall out**



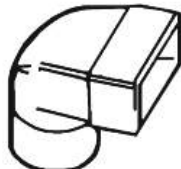
**Cowled wall out**



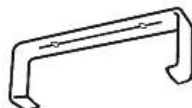
**Flat channel connector**



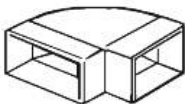
**90° Elbow bend**



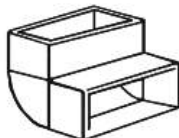
**90° Elbow connector bend**



**Flat channel clip**



**90° Horizontal bend**



**90° Vertical bend**



**Round to rectangular adaptor**

### 4" Circular Spigot Price (RRP)

90° Elbow Connectors	£2.52
90° Elbow Bends	£3.14
Cowl Wall Outlet Round Spigot	£4.36
Round Pipe Connector	£1.44
Wall Outlet With Round Spigot	£5.41
Circular Pipe Clips	£2.12
Circular Flexible Hose 1m	£2.61
Circular Flexible Hose 6m	£14.05
Circular Reducer	£4.19
Rigid Round Pipe 1m	£13.12
Rigid Round Pipe 350mm	£4.08
Round to Rectangular Adaptor	£2.78

### 5" Circular Spigot Price (RRP)

90° Elbow Connectors	£2.52
90° Elbow Bends	£7.28
Cowl Wall Outlet Round Spigot	£6.63
Round Pipe Connector	£3.20
Gravity Grille	£5.24
Circular Pipe Clips	£2.12
Circular Flexible Hose 1m	£4.48
Circular Flexible Hose 3m	£11.87
Circular Flexible Hose 6m	£23.18
Circular Reducer	£4.82
Rigid Round Pipe 1m	£19.18
Rigid Round Pipe 350mm	£5.64
Round to Rectangular Adaptor	£7.65

### 4" Rectangular Spigot Price (RRP)

90° Horizontal Bend	£3.37
90° Vertical Bend	£3.40
Cowled Wall Outlet	£4.82
Flat Channel Clip	£0.79
Flat Channel Connector	£1.36
Flat Channel Ducting 1.5m	£10.09
Flat Channel Ducting 1m	£6.66
PVC Flexible Ducting 3m	£13.09

### 5" Rectangular Spigot Price (RRP)

90° Horizontal Bend	£8.78
90° Vertical Bend	£6.86
Flat Channel Clip	£1.53
Flat Channel Connector	£5.44
Flat Channel Ducting 1.5m	£11.81
Flat Channel Ducting 1m	£7.88
PVC Flexible Hose	£24.42



**Indesit Icons**

-  Shelves
-  Low Frost
-  Reversible Door
-  Salad Crisper

**Hotpoint Icons**

-  Frost Free
-  Low Frost
-  Air Technology Ventilation
-  Super Freeze
-  Food Care Zone
-  Active Oxygen

INBUL011.UK  
**Integrated Built Under Larder Fridge**  
 Cabinetry Door Required



- Energy Rating: F
- Adjustable Thermostat
- Salad Crisper
- Glass Shelves: 1
- Reversible Doors
- Total Net Capacity: 129L

Price (RRP) £399.83

INBUF011  
**Integrated Built Under Fridge with Ice Box**  
 Cabinetry Door Required



- Energy Rating: F
- Adjustable Thermostat
- Salad Crisper
- Glass Shelves: 1
- Reversible Doors
- Fridge With Ice Box
- Fridge Net Capacity: 111L
- Freezer Net Capacity: 18L
- Total Net Capacity: 129L

Price (RRP) £410.45

HBUL011.UK  
**Integrated Built Under Larder NoFrost Fridge**  
 Cabinetry door required



- Energy Rating: F
- Reversible Doors
- No Frost
- Total No Frost
- Inverter Compressor
- A+ Energy Rating
- Adjustable Thermostat
- Height: 81.5cm

Price (RRP) £440.37

INS 9012  
**Integrated Built In Larder Fridge**  
 Cabinetry Door Required



- Energy Rating: F
- Adjustable Thermostat
- Salad Crisper
- Glass Shelves: 2
- Reversible Doors
- LED User Interface
- Larder Fridge
- Fridge Net Capacity: 137L

Price (RRP) £429.74

HS 12 A1 D.UK.1

**Integrated Built In Larder Fridge**

Cabinetry door required

**Hotpoint**

- Energy Rating: F
- Storage Flexibility
- Reversible Doors
- Adjustable Thermostat
- Height: 122cm

Price (RRP) £499.93

**Hotpoint**

HS 18012 UK

**Integrated Built In Larder Fridge**

Cabinetry door required



- Energy Rating: F
- Air Technology
- Wine Rack
- Reversible Doors
- Adjustable Thermostat
- Height: 177cm

Price (RRP) £589.12

INBUFZ011.UK

**Integrated Built Under Freezer**

Cabinetry Door Required

**INDESIT**

- Energy Rating: F
- Adjustable Thermostat
- Reversible Doors
- Freezer compartments: 3
- Ice Trays
- Freezer Net Capacity: 91L

Price (RRP) £442.33

HZ A1.UK.1

**Integrated Built Under Freezer**

Cabinetry door required

**Hotpoint**

- Energy Rating: F
- Reversible Doors
- Adjustable Thermostat
- Height: 81.5cm

Price (RRP) £463.58

INF 901 E AA.1

**Integrated Built In Freezer**

Cabinetry Door Required

**INDESIT**

- Energy Rating: F
- Low Frost
- Super Freeze
- Adjustable Thermostat
- Freezer Compartments: 4
- Reversible Doors
- Ice Trays
- LED User Interface
- Freezer Net Capacity: 100L

Price (RRP) £472.24

**Hotpoint**

HF 1801 E F1 UK

**Integrated Built In Freezer**

Cabinetry door required

- Energy Rating: F
- Adjustable Thermostat
- Reversible Doors
- Height: 122cm

Price (RRP) £688.67



E IB 150502 D.UK  
**Integrated 50/50 Fridge Freezer**  
Cabinetry Door Required



- Energy Rating: F
- Adjustable Thermostat
- Glass Shelves: 3
- Freezer Compartments: 3
- Low Frost
- Salad Crisper
- Reversible Doors
- Fridge Net Capacity: 154L
- Freezer Net Capacity: 110L
- Total Net Capacity: 264L

Price (RRP) £516.70



IBC18 5050 F2  
**Integrated 50/50 No Frost Fridge Freezer**  
Cabinetry Door Required



- Energy Rating: F
- Adjustable Thermostat
- Glass Shelves: 3
- Freezer Compartments: 3
- No Frost
- Salad Crisper
- Reversible Doors
- Fridge Net Capacity: 85L
- Freezer Net Capacity: 145L
- Total Net Capacity: 230L

Price (RRP) £569.83



HBC18 5050 F2  
**Integrated 50/50 No Frost Fridge Freezer**  
Cabinetry Door Required



- Energy Rating: F
- Adjustable Thermostat
- Glass Shelves: 4
- Freezer Compartments: 3
- No Frost
- Fresh Zone Plus
- Reversible Doors
- Fridge Net Capacity: 85L
- Freezer Net Capacity: 145L
- Total Net Capacity: 230L

Price (RRP) £601.71



BI 18A2 D/1 UK  
**Integrated 70/30 Fridge Freezer**  
Cabinetry Door Required



- Energy Rating: F
- Adjustable Thermostat
- Glass Shelves: 4
- Freezer Compartments: 3
- Low Frost
- Salad Crisper
- Reversible Doors
- Fridge Net Capacity: 195L
- Freezer Net Capacity: 80L
- Total Net Capacity: 275L

Price (RRP) £497.42



HTC18 T322 UK  
**Integrated 70/30 Fridge Freezer**  
Cabinetry Door Required



- Energy Rating: F
- Adjustable Thermostat
- Glass Shelves: 4
- Freezer Compartments: 3
- Total No Frost
- Inverter Compressor
- Salad Crisper
- Reversible Doors
- Fridge Net Capacity: 182L
- Freezer Net Capacity: 68L
- Total Net Capacity: 250L

Price (RRP) £761.09



**Indesit Icons**

- Capacity
- Spin Speed
- LED Display
- Woolmark
- Child Lock

**Hotpoint Icons**

- Anti-Stain Technology
- Anti Allergy
- Super Silent Motor
- Eco Cycles
- Sensor Drying
- Super Wash

BI WMIL 71252 UK N  
**7kg Washing Machine**  
Integrated / Cabinetry Door Required



- Capacity: 7kg
- 1200 rpm Spin Speed
- LED Display
- Energy Rating: E
- Push and Go Main Feature
- 64L Water Consumption
- Easy Iron
- Wool Cycle
- Variable Temperature & Spin
- Child Lock

Price (RRP) £474.20

BI WMHG 71483 UK N  
**7kg Washing Machine**  
Cabinetry door required



- Capacity: 7kg
- 1400 rpm Spin Speed
- Anti Stain Technology
- Energy Rating: D
- Anti Allergy
- Woolmark Accredited
- Eco Cycles
- 16 Wash Programmes
- 24 Hr Delay Timer
- Variable Temperature & Spin
- Super Silent Motor

Price (RRP) £525.37

BI WDIL 75125 UK N  
**7kg Washer Dryer**  
Integrated / Cabinetry Door Required



- Capacity: 6+5kg
- 1200rpm Spin Speed
- LED Display
- Energy Rating: E
- Push and Go Main Feature
- Sensor Drying
- 82L Water Consumption, Full Wash and Dry
- Easy Iron
- 16 + 4 Programmes
- Variable Temperature & Spin
- Child Lock

Price (RRP) £578.49

BI WDHG 75148 UK N  
**7kg Washer Dryer**  
Cabinetry door required



- Capacity: 7+5kg
- 1400 rpm Spin Speed
- Anti Stain Technology
- Energy Rating: D
- Anti Allergy
- Woolmark Accredited
- Eco Cycles
- Sensor Drying
- Steam Fresh
- 16 + 3 Programmes
- Variable Temperature & Spin

Price (RRP) £631.62



**Indesit Icons**



Place Settings

**Hotpoint Icons**



Flexi Power Inverter Motor



Cutlery Tray



Super Silent



Eco Tech



Place Settings



Dual Space



Zone Wash



Water Consumption



Flexi Load

DSIE 2B10 UK N

**Slimline Integrated Dishwasher**

Fully Integrated / Cabinetry Door Required



- Energy Rating: F
- Water Consumption: 10L
- Place Settings: 10
- 5 Programmes
- Fastest Eco Cycle
- LED User Interface
- Height Adjustable Upper Basket
- Self Balancing Door
- 51 dB(A)
- Stainless Steel Tub
- 3 Stage Filtration System
- Overflow Water Safety

Price (RRP) £346.70



HSIC 3M19 C UK N

**Slimline Integrated Dishwasher**

Cabinetry door required



- Energy Rating: F
- Silent 49 dB(A)
- Place Settings: 10
- Flexi Load
- 7 Programmes
- Dual Space Upper Basket
- 11.5 Litres Water Consumption
- Counter-balanced Door

Price (RRP) £397.86



HSIO 3T223 WCE UK N

**Slimline Integrated Dishwasher**

Cabinetry door required



- Energy Rating: E
- Super Silent 43 dB(A)
- Place Settings: 10
- Express Wash
- 3D Zone Wash
- Flexi Load with 3rd Tray
- 7 Programmes
- Dual Space Upper Basket
- 11.5 Litres Water Consumption
- 24 Hour Delay Timer
- Digital Display
- Counter-balanced Door

Price (RRP) £478.13



DIE 2B19 UK  
**Fully Integrated Dishwasher**  
 Cabinetry door required



HIE 2B19 UK  
**Fully Integrated Dishwasher**  
 Cabinetry door required



- Energy Rating: E
- Silent 49 dB(A)
- 13 Place Settings
- 5 Programmes
- Push and Go
- Dual Space Upper Basket
- 12 Litres Water Consumption
- Counter-balanced Door

Price (RRP) £362.07



- Energy Rating: F
- Silent 49 dB(A)
- 13 Place Settings
- 2 Flexi Load Baskets
- 5 Programmes
- Dual Space Upper Basket
- 11 Litres Water Consumption
- Counter-balanced Door

Price (RRP) £389.20





### The Widest Choice

Whichever wood or stone design you're thinking of, Quick-Step® has it. Choose from the unique designs contained in six different ranges.



#### Super-easy to lay

Thanks to the fantastic Uniclic system, you can lay Quick-Step® floor in one click and it's always perfect.



#### Wear and scratch resistant

The protective layer is highly resistant to wear. Scratch guard, the latest Quick-Step® innovation, now provides an even more scratch resistant top layer



#### 25 Year warranty

Quick-Step® provides no less than a 25 year warranty on wear and a lifetime warranty on the Uniclic and Unilink system.



### Quick-Step® Concept Display Stands

Various display stands are available. Please see your local Blackheath area sales manager for further details.

If you don't have an account with us, please visit our website [www.blackheathproducts.co.uk](http://www.blackheathproducts.co.uk) and set up an account with us instantly.

Soft Oak Medium I IM1856 Impressive



# Flooring

**It's easy to trip up when faced with flooring decisions.**

Blackheath Products range of flooring options from Quick-Step® and Berry Alloc offers you great choice and value.

Our flooring accessories will help you make light work of installation, finishing and maintenance.



# Quick-Step® Impressive Laminate Flooring

The Impressive collection of laminate floors excels in looking and feeling exceptionally natural. It also looks incredibly stylish resembling real wood thanks to its real wood effect bevel and deep textured grains. These floors are also fully watertight.



White Planks | IM1859



White Planks  
IM1859



Patina Classic Oak Light  
IM3559



Patina Classic Oak Grey  
IM3560



Concrete Wood Light Grey  
IM1861



Saw Cut Oak Beige | IM1857



Soft Oak Light  
IM1854



Saw Cut Oak Beige  
IM1857



Saw Cut Oak Grey  
IM1858



Soft Oak Grey  
IM3558



Soft Oak Light Brown  
IM3557



Natural Pine  
IM1860



White Varnished Oak  
IM3105



More Impressive Flooring

over the page...



**Classic Oak Beige**  
IM1847



**Sandblasted Oak Natural**  
IM1853



**Soft Oak Medium**  
IM1856



**Natural Varnished Oak**  
IM3106



Soft Oak Medium | IM1856



Natural Varnished Oak | IM3106



**Soft Oak Natural**  
IM1855



**Classic Oak Natural**  
IM1848



**Scraped Oak Grey Brown**  
IM1850



**Classic Oak Natural** | IM1848



**Soft Oak Natural** | IM1855



**Classic Oak Brown**  
IM1849



**Burned Planks**  
IM1862



**Accessories**

We have a range of innovative installation and finishing accessories to complete your Quick-Step® floor.

**See page 180**

Quick-Step® Impressive Laminate Flooring	Price (RRP)
Pack	£51.32
Plank length	1380mm
Plank width	190mm
Plank thickness	8mm
Pack coverage	1.835m <sup>2</sup>

# Quick-Step® LOC Laminate Flooring

Choosing the perfect floor is an important step in creating an extraordinary home. A floor that matches your style and your life. Our laminate floors combine beauty with quality, ease of maintenance and installation. Rustic or contemporary, cool or warm – there's a laminate floor for everyone – and for every room!



**Pantin White Oak** | LCF84V00357AP



**Pantin White Oak**  
LCF84V00357AP



**Smoked Dark Grey Oak**  
LCF84V00363AP



**Pantin Beige Oak**  
LCF84V00355AP



**Magadan Natural Oak**  
LCF84V00352AP



**Bolensa Natural Oak**  
LCF84V00337AP



**Smoked Brown Oak**  
LCF84V00371AP



### Accessories

We have a range of innovative installation and finishing accessories to complete your Quick-Step® floor.

See page 174

Quick-Step® LOC Laminate Flooring	Price (RRP)
Pack	£40.52
Plank length	1261mm
Plank width	192mm
Plank thickness	8mm
Pack coverage	2.179m <sup>2</sup>



**Pantin Beige Oak** | LCF84V00355AP

# Quick-Step® Ciro Herringbone Vinyl Flooring

Imagine a home that combines classic styles with contemporary panache. Within our rigid Alpha Vinyl collection, Ciro herringbone vinyl flooring brings timeless elegance to your interior, featuring a natural colour palette of authentic designs that evoke the feeling of sun-kissed wood. What's more, Ciro floors with underlay attached are strong and silent, easy to install and completely watertight. Add luxury to any room, even kitchens and bathrooms.



**Pure Oak Polar**  
AVHBU40361



**Pure Oak Blush**  
AVHBU40359



**Pure Oak Honey**  
AVHBU40360



**Botanic Beige**  
AVHBU40362



**Botanic Smoked Oak** | AVHBU40363



**Botanic Smoked Oak**  
AVHBU40363



**Botanic Caramel Oak**  
AVHBU40364



### Accessories

We have a range of innovative installation and finishing accessories to complete your Quick-Step® floor.

**See page 180**

Quick-Step® Ciro Herringbone Vinyl Flooring	Price (RRP)
Pack	£41.66
Plank length	630mm
Plank width	126mm
Plank thickness	5+1mm
Pack coverage	0.79m <sup>2</sup>

# Quick-Step® Bloom Vinyl Flooring

Walk into a home that feels natural and inviting, putting you instantly at ease with the world. Our Bloom range of wood-effect vinyl flooring, part of our rigid Alpha Vinyl collection, comes in a variety of beautiful, authentic colours and evocative surface textures. Fresh, contemporary and on-trend, these inspiring designs evoke feelings of nature and renewal - and a sense of wellbeing that's so important for today's busy lives.



Cotton Oak White Blush | AVMPU40200



**Snow Pine**  
AVMPU40204



**Cotton Oak White Blush**  
AVMPU40200



**Sea Breeze Oak Light**  
AVMPU40079



**Sea Breeze Oak Beige**  
AVMPU40080



Brushed Oak Honey | AVMPU40318



Pure Oak Polar  
AVMPU40099



Pure Oak Blush  
AVMPU40097



Pure Oak Honey  
AVMPU40098



Brushed Oak Beige  
AVMPU40319



Brushed Oak Honey  
AVMPU40318



Cotton Oak Beige  
AVMPU40103



Botanic Beige  
AVMPU40236



More Bloom  
Flooring  
over the page...



**Botanic Caramel Oak** | AVMPU40315



**Elegant Natural Oak**  
AVMPU40316



**Autumn Oak Honey**  
AVMPU40088



**Botanic Smoked Oak**  
AVMPU40238



**Cotton Oak Natural**  
AVMPU40104



**Cotton Oak Deep Natural**  
AVMPU40203



**Elegant Oak Fumed**  
AVMPU40317



**Autumn Oak Brown**  
AVMPU40090



**Botanic Caramel Oak**  
AVMPU40315



**Autumn Oak Chocolate**  
AVMPU40199



**Sundown Pine**  
AVMPU40075



**Cotton Oak Cold Grey**  
AVMPU40201



**Botanic Grey**  
AVMPU40237



**Cotton Oak Cozy Grey** | AVMPU40202



**Cotton Oak Cozy Grey**  
AVMPU40202



**Morning Mist Pine**  
AVMPU40074



**Accessories**

We have a range of innovative installation and finishing accessories to complete your Quick-Step® floor.

**See page 180**

Quick-Step® Bloom Vinyl Flooring	Price (RRP)
Pack	£93.47
Plank length	1494mm
Plank width	209mm
Plank thickness	5+1mm
Pack coverage	1.87m <sup>2</sup>

# Quick-Step® Bloss Vinyl Flooring

For strong flooring design with trusted performance, Bloss (base) is the ideal choice. The Bloss (base) flooring collection perfectly captures the essence of spring and daydreams of blossoming nature. Discover our serene, attractive designs for inspirational flooring ideas.



**Canyon Oak Beige**  
AVSPU40038



**Buttermilk Oak**  
AVSPU40277



**Drift Oak Beige**  
AVSPU40018



**Coast Oak Sand**  
AVSPU40322



**Coast Oak Beige**  
AVSPU40321



**Coast Oak Honey**  
AVSPU40320



**Classic Oak Natural**  
AVSPU40023



**Silk Oak Dark Grey I** AVSPU40060



**Gingerbread Oak**  
AVSPU40278



**Canyon Oak Natural**  
AVSPU40039



**Cottage Oak Natural**  
AVSPU40025



**Vintage Chestnut Natural**  
AVSPU40029



**Cocoa Oak**  
AVSPU40279



**Chia Oak**  
AVSPU40280



**Canyon Oak Grey with Saw Cuts**  
AVSPU40030



**Silk Oak Dark Grey**  
AVSPU40060



**Accessories**

We have a range of innovative installation and finishing accessories to complete your Quick-Step® floor.

**See page 180**

Quick-Step® Blos Vinyl Flooring	Price (RRP)
Pack	£79.02
Plank length	1251mm
Plank width	189mm
Plank thickness	4+1mm
Pack coverage	2.837m <sup>2</sup>

# Quick-Step® Illume Vinyl Flooring

Say hi to Illume. These ultra-soft, comfortable vinyl tiles are made for houses full of personality. Combining superb looks with pleasant materials has never been this easy.

Plus, you can install these big tiles rapidly. Time to get started!



**Pebble Concrete**  
AVMTU40276




**Oyster Concrete**  
AVMTU40275



**Sandstone Concrete**  
AVMTU40274




**Soft Sage**  
AVMTU40334



**Cloudy Concrete** | AVMTU40273



**Soft Blush**  
AVMTU40333



**Soft Sky**  
AVMTU40325



### Accessories

We have a range of innovative installation and finishing accessories to complete your Quick-Step® floor.

See page 180

Quick-Step® Illume Vinyl Flooring	Price (RRP)
Pack	£109.97
Plank length	856mm
Plank width	428mm
Plank thickness	5+1mm
Pack coverage	2.20m <sup>2</sup>



**Cloudy Concrete**  
AVMTU40273



**Soft Graphite**  
AVMTU40326

# Quick-Step® Oro Vinyl Flooring

Oro means gold, apt for the richness in style when choosing this design. Oro (base) is an ideal choice for those looking to add a touch of elegance to their home. Offering a range of shades, from light to dark hues, there's a perfect match for any interior design style, all with Alpha Vinyl's trusted performance.



**Marble Carrara White**  
AVSTU40136



**Coral Rock**  
AVSTU40232



**Concrete Rock**  
AVSTU40234



**Oxidized Rock**  
AVSTU40235



**Cinnamon Rock**  
AVSTU40233



**Volcanic Rock**  
AVSTU40231



**Black Slate**  
AVSTU40035



**Oxidized Rock | AVSTU40235**



### Accessories

We have a range of innovative installation and finishing accessories to complete your Quick-Step® floor.

**See page 180**

Quick-Step® Oro Vinyl Flooring	Price (RRP)
Pack	£76.28
Plank length	610mm
Plank width	303mm
Plank thickness	4+1mm
Pack coverage	1.848m <sup>2</sup>

# BerryAlloc Ocean+ Laminate Flooring

BerryAlloc's Ocean+ range is a high-performance, 100% water-resistant laminate flooring solution, designed for both residential and commercial environments. With Hydro+ technology, Ocean+ offers superior moisture resistance, making it an excellent choice for kitchens, bathrooms, and other high-humidity areas.

Built with durability in mind, Ocean+ features a scratch-resistant top layer and a strong locking system, ensuring long-lasting performance. Available in a range of realistic wood and stone designs, it delivers a natural look with the benefits of easy maintenance and installation.



Jazz Light Grey



Retro Chic Blue Grey



Chestnut White



Charme White



Crush Light



Bloom Silver Grey



Jazz Light Grey



Texas Grey



Gyant Light Grey



Java Light Grey



Epic Grey



Ragnar Light Sand



Gyant Light



Canyon Light



Ragnar Light Sand



Elm Light





Charme Light Natural



Gyant Sand Natural



Select Sand Natural



Jazz Sand Natural



Select Sand Natural



Epic Natural



Canyon Natural



Bloom Warm Natural



Select Natural



Gyant Warm Natural



More Ocean+  
Flooring  
over the page...





Bloom Light Brown



Gyant Brown Natural



Epic Brown



Merbau Brown



Teak Brown



Epic Brown



Java Brown



Texas Brown



Gyant Dark Brown



Gyant Warm Brown



Walnut Brown



Charme Black



**Accessories**

We have a range of innovative installation and finishing accessories to complete your BerryAlloc floor.

**See page 181**

BerryAlloc Ocean+ Laminate Flooring	Price (RRP)
Pack	£48.77
Plank length	1288mm
Plank width	190mm
Plank thickness	8mm
Pack coverage	2.20m <sup>2</sup>

# BerryAlloc Cadenza Laminate Flooring

The Cadenza range offers a stylish and practical laminate flooring solution, perfect for modern living spaces. Designed with durability in mind, Cadenza features a high-density core and a scratch-resistant surface, making it ideal for everyday use.

With a selection of contemporary wood-effect designs, Cadenza provides a natural and timeless aesthetic. Its easy-to-install click system ensures a seamless and secure fit, while its moisture-resistant properties make it suitable for various residential applications.



**Allegro Light Grey**



**Allegro Light**



**Allegro Light Grey**



**Legato Dark Grey**



Allegro Dark Brown



Legato Light



Legato Light Natural



Allegro Natural



Allegro Brown



Allegro Dark Brown



Legato Dark Brown



**Accessories**

We have a range of innovative installation and finishing accessories to complete your BerryAlloc floor.

**See page 181**

BerryAlloc Cadenza Laminate Flooring		Price (RRP)
Pack		£35.25
Plank length		1383mm
Plank width		214mm
Plank thickness		8mm
Pack coverage		2.66m <sup>2</sup>

# BerryAlloc Chateau+ Laminate Flooring

The Chateau+ range offers a sophisticated and versatile herringbone laminate flooring solution, perfect for adding a touch of elegance to any space. With its innovative 2-in-1 plank design, Chateau+ allows for flexible installation patterns, including classic herringbone, ladder, and basketweave layouts.

Featuring a high-density core and a wear-resistant surface, Chateau+ is designed to withstand daily wear and tear while maintaining its stunning wood-effect finish. The collection is water-resistant, making it a practical choice for both residential and light commercial interiors.



Charme Light Natural



Chestnut White



Java Light Grey



Gyant Light



Texas Light Natural



Bloom Sand Natural



Charme Light Natural



Java Natura



Bloom Light Brown



Texas Light Brown



Texas Light Brown



Teak Brown



Merbau Brown



Java Brown



Gyant Dark Brown



Walnut Brown



Charme Black



**Accessories**

We have a range of innovative installation and finishing accessories to complete your BerryAlloc floor.

**See page 181**

BerryAlloc Chateau+ Laminate Flooring	Price (RRP)
Pack	£33.32
Plank length	504mm
Plank width	84mm
Plank thickness	8mm
Pack coverage	1.02m <sup>2</sup>

# BerryAlloc Zenn 30 Rigid Click Vinyl Flooring

The Zenn 30 Rigid Click planks and tiles have an integrated underlay, correcting any unevenness, meaning less preparation and speedy installation.

Zenn 30 features twelve wonderfully lifelike decors: four stone-look tiles and eight wood-look planks.



Deli I Vinyl Tiles



**Deli** Tiles  
Rigid Click



**Bali** Tiles  
Rigid Click



**Rimini** Tiles  
Rigid Click



**Fughi** Tiles  
Rigid Click



**Sorrento** Planks  
Rigid Click



**Faro** Planks  
Rigid Click



**Oslo** Planks  
Rigid Click



**Orlando** Planks  
Rigid Click



**Monsanto I** Vinyl Planks



**Monsanto** Planks  
Rigid Click



**Cairo** Planks  
Rigid Click



**Porto** Planks  
Rigid Click



**Palermo** Planks  
Rigid Click



**Palermo I** Vinyl Planks

BerryAlloc Zenn 30 Rigid Click Vinyl Flooring		Price (RRP)
<b>Tiles (with Intergrated underlay)</b>		
Pack		£61.08
Plank length		914.4mm
Plank width		457.2mm
Plank thickness		4+1mm
Pack coverage		2.51m <sup>2</sup>
<b>Planks (with Intergrated underlay)</b>		
Pack		£52.80
Plank length		1219.2mm
Plank width		177.8mm
Plank thickness		4+1mm
Pack coverage		2.17m <sup>2</sup>

# BerryAlloc Zenn 55 Glue Down Vinyl Flooring

The Zenn 55 Glue Down range offers a high-performance, stylish and durable vinyl flooring solution, perfect for residential and commercial spaces. Designed for glue-down installation, Zenn 55 provides excellent stability, making it ideal for high-traffic areas.

With a 0.55mm wear layer, this collection ensures long-lasting resistance to scratches, stains, and daily wear. Available in a variety of contemporary wood and stone designs, Zenn 55 combines realistic aesthetics with a waterproof and easy-to-maintain surface.



Rimini | Vinyl Tiles



**Deli** Tiles  
Glue Down



**Bali** Tiles  
Glue Down



**Rimini** Tiles  
Glue Down



**Fugi** Tiles  
Glue Down

Note: The following décors are available in plank and herringbone.



**Sorrento** Planks / Herringbone  
Glue Down



**Faro** Planks / Herringbone  
Glue Down




**Oslo** Planks / Herringbone  
Glue Down



**Orlando** Planks / Herringbone  
Glue Down



**Monsanto** Planks / Herringbone  
Glue Down



**Cairo** Planks / Herringbone  
Glue Down



**Porto** Planks / Herringbone  
Glue Down



**Palermo** Planks / Herringbone  
Glue Down



Faro I Vinyl Planks



Sorrento (Herringbone) I Vinyl Planks



**Accessories**

We have a range of innovative installation and finishing accessories to complete your BerryAlloc floor.

See page 180

BerryAlloc Zenn 55 Glue Down Vinyl Flooring	Price (RRP)
<b>Tiles</b>	
Pack	£87.78
Plank length	914.4mm
Plank width	457.2mm
Plank thickness	2.5mm
Pack coverage	4.18m <sup>2</sup>
<b>Planks</b>	
Pack	£91.13
Plank length	1219.2mm
Plank width	177.8mm
Plank thickness	2.5mm
Pack coverage	4.34m <sup>2</sup>
<b>Herringbone</b>	
Pack	£98.87
Plank length	609.6mm
Plank width	457.2mm
Plank thickness	2.5mm
Pack coverage	4.46m <sup>2</sup>



# Worktop and Flooring Accessories

**Accessories play a vital part in adding those all important finishing touches.**

Blackheath Products have a wide range of Unika, Spectra, BB Complete, Quick-Step and BerryAlloc accessories to perfectly complement your worksurfaces and flooring finishes.



**spectra**  
collection

**UNIKA**

**BB complete**

 **QUICK-STEP**

**BERRY**  **ALLOC**

# Worktop Accessories

Laminate

Compact

Quartz


Granite

Porcelain /  
Ceramic

Solid  
Surface

Solid  
Wood

## Adhesives, Sealants and Repairs

	<p><b>ColorFill 25g</b> Colour matched joint and repair adhesive for laminate and melamine surfaces. 200+ colours, no mixing required</p>	✓						
	<p><b>TopSeal 20g</b> Colour matched quick grab worktop joint adhesive for Laminate and Compact worktops. Contains UV warranty monitor</p>	✓	✓					
	<p><b>ColorSeam</b> Colour matched adhesive to joint and edge Solid Surface, Granite, Quartz &amp; Ceramic</p>			✓	✓	✓	✓	
	<p><b>TopSeal 290ml</b> Colour matched quick grab adhesive and sealant for backsplashes and upstands. x15 Colours from stock.</p>	✓	✓	✓	✓	✓	✓	✓

## Worktop Finishing

	<p><b>Worktop Tape</b> Double sided worktop tape to fit laminate edge strip to worktop</p>	✓						
	<p><b>Aluminium Worktop Trims</b> End cap, butt joint, corner joint Colours: Black &amp; silver. Double radius, 630mm length. Sizes: 30mm x 6mm, 40mm x 3mm, 40mm x 6mm, 40mm x 10mm</p>	✓						
	<p><b>Linseed Oil</b> 20ml bottle</p>		✓					
	<p><b>Solvent 20ml &amp; 150ml</b> Use to clean up ColorFill from laminate</p>	✓						
	<p><b>Solid Wood Rapid Oil</b> Nourishes and protects all types of timber work surfaces</p>							✓

# Worktop Accessories

Laminate

Compact

Quartz

Granite

Porcelain / Ceramic

Solid Surface

Solid Wood

## Mitre Template Cutting and Fixing

	<b>Worktop Jig 700ml</b> Cuts laminate, compact laminate, solid surface composite & solid wood worktops	✓	✓					✓	✓
	<b>Belfast Sink Jig</b> Will rout recesses into worktops for single or double Belfast sinks								✓
	<b>Drainer Jig</b> Routs sloping drainage grooves in natural wood, compact laminate and solid surface worktops		✓					✓	✓
	<b>1/2" (12.7mm) Twin Flute Straight cutters</b> Individually packed or packs of 4	✓	✓						✓
	<b>Biscuits</b> No.20 biscuits to level worktop mitre joints	✓	✓						✓
	<b>Worktop Connecting Bolt - 150mm</b>	✓							✓
	<b>EasiBolt</b> 150mm worktop connecting bolt with EasiBolt fixing leaves hands free for tightening	✓							✓
	<b>Slim Bolt</b> Use slim bolt on mitre joint for worktop thickness 20-25mm	✓							
	<b>Toggle Bolt</b> Use on compact laminate worktop mitre joints		✓						

## Worktop Protection

	<b>Heat Reflective Aluminium Tape</b> Protect hob and worktop cut outs from radiant heat	✓	✓	✓	✓	✓	✓	✓	✓
	<b>Heat Reflective Aluminium Sheet</b> Protect the worktop underside from radiant heat from dishwashers and other appliances	✓	✓	✓	✓	✓	✓	✓	✓
	<b>Worktop Rods</b> Self adhesive protector rods 30cm & 45cm lengths	✓	✓	✓	✓	✓	✓	✓	✓

# Worktop Accessories

		Laminate	Compact	Quartz	Granite	Porcelain / Ceramic	Solid Surface	Solid Wood
<b>Specialist Cleaners and Sealers</b>								
	<b>Antibacterial Cleaner</b> Antibacterial Cleaner for laminate and melamine surfaces	✓	✓					
	<b>Laminate Worktop Cleaner</b> Daily cleaner for laminate and melamine surfaces	✓	✓					
	<b>Super Matte Cleaner</b> Daily Cleaner for Super Matte surfaces	✓	✓					
	<b>Super Matte Cleaner 250ml</b> Daily cleaning for Super Matte Surfaces	✓	✓					
	<b>Solid Wood Cleaner</b> pH7 neutral cleaner for solid wood surfaces							✓
	<b>Granite and Quartz Cleaner</b> Daily cleaner for granite and quartz surfaces			✓	✓			
	<b>Granite Sealer</b> Specialist sealer for granite, marble and natural stone surfaces				✓			
	<b>Hard Surface Cleaner</b> Daily cleaner for ceramic, sintered stone, glass etc.)					✓		
	<b>Solid Surface Cleaner</b> Daily cleaner for solid surface acrylic worktops						✓	
	<b>Solid Surface Shine 250ml</b> Protective cleaner and polish, apply weekly						✓	
	<b>Gloss Cleaner + Microfibre Cloth</b> Ready to use foam cleaner, producing an antistatic smear free clean	✓						
	<b>Gloss Cleaner 250ml and 500ml Non Aerosol + Microfibre Cloth</b> Superior clean & polish for gloss, glass, mirrors & chrome finishes	✓						

# Worktop Accessories

Laminate

Compact

Quartz

Granite

Porcelain /  
Ceramic

Solid  
Surface

Solid  
Wood

Specialist Cleaners and Sealers		Laminate	Compact	Quartz	Granite	Porcelain / Ceramic	Solid Surface	Solid Wood
	<b>Composite Sink Cleaner 250ml</b> Formulated to easily and safely breakdown limescale on composite sinks.							
	<b>Solid Surface Rejuvenate</b> Use to renovate solid surface worktops						✓	
	<b>Quartz Polishing Cream</b> Use on high gloss quartz surfaces			✓				
	<b>Magic Eraser</b> Lifts tough dirt, stains and marks from virtually any surface	✓	✓	✓		✓	✓	✓
Mitre Template Cutting and Fixing		Laminate	Compact	Quartz	Granite	Porcelain / Ceramic	Solid Surface	Solid Wood
	<b>Super Matte Surface Care Kit</b> Care Kit including Super Matte cleaner, magic eraser and microfibre cloth for a fingerprint and smear free finish to super matte surfaces.	✓						
	<b>Granite &amp; Quartz Care Kit</b> Care kit including Granite Worktop Cleaner and Sealer, cloths and gloves to maintain granite and quartz, keeping it sparkling clean.			✓	✓			
	<b>Solid Surface Care Kit</b> Care kit including Solid surface cleaner, Rejuvenate, abrasive pads, microfibre cloth for the maintenance of solid surface..						✓	
Rapid Adhesives		Laminate	Compact	Quartz	Granite	Porcelain / Ceramic	Solid Surface	Solid Wood
	<b>MitreBond</b> Quick setting adhesive for MDF, glass, ceramics and many more Sets in 10 seconds	✓	✓	✓	✓	✓	✓	✓
	<b>MitrePen – Activator Pen</b> Rapid & precise superglue activator Sets adhesive in 10 seconds	✓	✓	✓	✓	✓	✓	✓
	<b>MitreBond Adhesive</b> Instant bonding low viscosity adhesive	✓	✓	✓	✓	✓	✓	✓
	<b>MitreBond Aerosol Activator</b> Spray activator Sets adhesive in 10 seconds	✓	✓	✓	✓	✓	✓	✓
	<b>Contact Adhesive – Solvent free</b> Perfect for fixing laminate/ABS edging strip to chipboard/MDF core laminate worktops	✓						

# Worktop Accessories



**Spectra Seal is a waterproof, flexible sealant which bonds and seals at the same time**



## Spectra Seal Worktop Sealant

A range of sealants from Blackheath specifically designed to leave any job with clean, hygienic and colour matched seals.

- Bonds and seals shower panels, worktops, splashbacks, upstands and undermount sinks
- Colour matched to the panel to give a seamless finish
- Adheres to most surfaces: Quartz, Stainless Steel, Glass and many more
- Excellent bonding strength
- Flexible / waterproof joints



**White**  
(SPECTSEAL101)



**Dark Oak**  
(SPECTSEAL102)



**Slate**  
(SPECTSEAL103)



**Black Granite**  
(SPECTSEAL104)



**Black**  
(SPECTSEAL105)



**Soft White**  
(SPECTSEAL106)



**Light Oak**  
(SPECTSEAL107)



**Oak Woodmix**  
(SPECTSEAL108)



**Dark Carbon**  
(SPECTSEAL110)



**Grey**  
(SPECTSEAL111)



**Grey Oak**  
(SPECTSEAL112)



**Light Grey**  
(SPECTSEAL113)



**Earth Dust**  
(SPECTSEAL114)



**Timberwolf**  
(SPECTSEAL115)



**Valenza**  
(SPECTSEAL116)



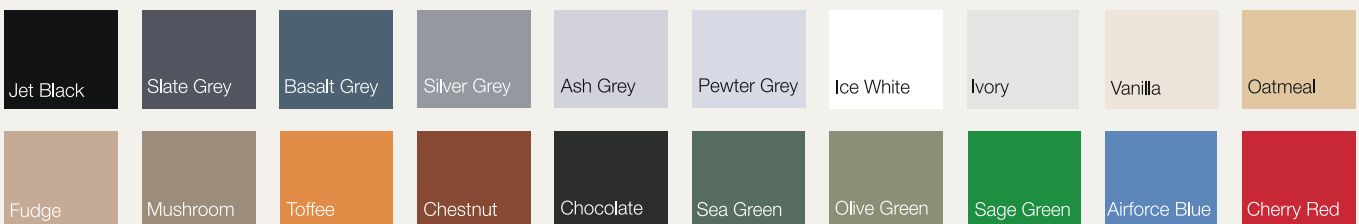
**Mouse Dust**  
(SPECTSEAL117)



**BB Complete all-in-one adhesive**  
**No need for silicone or separate fillers**

- **3 year guarantee** against moisture ingress and expansion
- 6 most popular colours now in an easy-use syringe-style cartridge
- Brand new advanced formulation guarantees superb results
- Easy and flexible to work with for bonding, sealing and finishing
- Choice of 20 colour matches for over 100 worktop designs
- Comes in a C90 cartridge for a standard glue gun
- One job, One cartridge

Conditions of Warranty are available at [www.bushboard.co.uk](http://www.bushboard.co.uk)



# Worktop Accessories



## Spectra Jointing Kits

Designed to make the job easier, each Spectra Curved-Edge and Spectra Square-Edge décor has been colour matched to one of the Spectra Jointing Kits\*.

### Each Kit contains:

- 1 x 20g TopSeal with TopSeal applicator
- 3 x 15mm Easibolts for 38mm worksurfaces
- 3 x 12mm Easibolts for 22mm worksurfaces
- 3 x No. 20 jointing biscuits
- 1 x Instruction leaflet

\* Each décor from our Lamura Worksurface Collection has also been colour-matched to one of the Spectra Jointing Kits.



## Spectra Slim-Edge Installation Kit 1

Suitable for 2 worktop joints up to 950mm and undermount sink installation.



## Spectra Slim-Edge Installation Kit 2

Suitable for 1 worktop joint up to 950mm.



## Adjustable Support Legs

These adjustable support legs have proven to be very popular.

The 870mm support legs make an ideal support for breakfast bars whilst the smaller 710mm support legs are the perfect height for use as table legs.

Both sizes have a 60mm diameter and incorporate a robust black plastic height adjustable foot.

Available in Chrome or Satin Steel finishes.



## Contract Worktop Jig



## SupaPlus Worktop Jig




## Slim Worktop Jig



## Worktop Vent

This polished aluminium effect vent can be put onto a worktop, plinth or cupboard, to allow air to circulate.



# Unika Flooring Accessories

Laminate

Solid Wood

LVT

Laminate, Wood and LVT Flooring				
	<b>Aluminium Threshold and Ramp Door Trims – Silver</b> Length: 90cm & 270cm	✓	✓	✓
	<b>Aluminium Threshold and Ramp Door Trims – Stainless Steel</b> Length: 90cm	✓	✓	✓
	<b>Aluminium Self Adhesive Threshold profile – Silver</b> Length: 90cm	✓	✓	✓
	<b>Aluminium Threshold and Ramp Door Trims – Oak</b> Length: 90cm	✓	✓	✓
	<b>MDF Ramp and Threshold Door Trims</b> Length: 90cm Colours: Arlington Grey, Dark grey oak, Antique oak & light grey oak	✓		
	<b>Scotia</b> Colours: White, Oak, French oak, Antique oak, Light grey oak, Dark grey oak	✓	✓	✓
	<b>Clickguard - 125ml tube</b> Protects flooring from water damage	✓		
	<b>ColorSealant</b> Colours: CS4204 (Light Oak), CS4218 (Grey Dust), CS4222 (Medium Oak) and CS4226 (Soft White)	✓	✓	✓
	<b>PVA D3 500g</b> Waterbased adhesive – dries clear		✓	
	<b>Laminate Floor Fitting Kit</b> Everything you need to install a laminate floor	✓		
	<b>Wood Floor Fitting Kit</b> Everything you need to install a solid wood floor		✓	
	<b>LVT Floor Kit</b> Everything you need to install a Luxury Vinyl Tile floor			✓
	<b>Pipe Roses</b> Cover expansion gap around pipes Real Oak, White & Chrome plastic	✓	✓	✓

# Quick-Step Flooring Accessories

Installing the perfect floor goes hand in hand with getting all the details right. With Quick-Step, you can choose the right accessories that will help you install, finish and clean your brand-new floor.



**Maintenance Product 1L**



**Maintenance Product 2.5L**



**Repair Kit**



**Maintenance Kit**



**Replacement Mop for Cleanset**



**Basic Underlay with Membrane 15m<sup>2</sup>**



**Scotia**  
2400 x 17 x 17mm



**Hydrostrip for Scotia**  
15m, 15000 x 8 x 5mm



**Inox Radiator Covers**  
15mm and 22mm (2 pack)



**Reducer Profile for Vinyl Floors** 2000 x 31 x 8.5mm



**End Profile for Vinyl Floors**  
2000 x 24 x 8.5mm



**Expansion Profile for Vinyl Floors** 2000 x 33 x 7.5mm



**One4All Glue**  
290ml



**Low Modus White Silicone** 300ml

# BerryAlloc Flooring Accessories


Don't underestimate the power of good accessories! These BerryAlloc accessories will help your floor achieve that wow-factor and provide you with optimal living comfort.



**Excellence Plus Underlay**  
10m<sup>2</sup> roll to suit Chateau+ flooring



**Excellence Go 60 Underlay**  
15m<sup>2</sup> roll to suit Ocean+ flooring



**Matching T Profile**  
2400mm



**Matching Reducer Profile**  
2400mm



**Matching Scotia (Quarter Rounds)**  
2400 x 14 x 14mm



**Hydro Installation Kit - 2 in 1**  
1 x 10m Fillertwine  
1 x 310ml Light Grey Flexible Sealant Tube



**THE CUSTOMER'S ATTENTION IS PARTICULARLY DRAWN TO THE PROVISIONS OF CLAUSE 12.**

**1. INTERPRETATION**

1.1 Definitions. In these Conditions, the following definitions apply:

**Blackheath:** Blackheath Products Limited registered in England and Wales with company number 597879.

**Business Day:** a day other than a Saturday, Sunday or public holiday in England when banks in London are open for business.

**Commencement Date:** has the meaning set out in clause 2.2.

**Conditions:** these terms and conditions as amended from time to time in accordance with clause 15.7.

**Contract:** the contract between Blackheath and the Customer for the supply of Goods and/or Design Services in accordance with these Conditions. Customer: the person or firm who purchases the Goods and/or Design Services from Blackheath.

**Deliverables:** the design set out in the Order.

**Delivery Location:** has the meaning set out in clause 4.2.

**Design Services:** the design services, including the Deliverables, supplied by Blackheath to the Customer as set out in the Design Service Specification below.

**Design Service Specification:** the description or specification for the Design Services provided in writing by Blackheath to the Customer.

**Force Majeure Event:** has the meaning given to it in clause 14.1.

**Goods:** the goods (or any part of them) set out in the Order.

**Goods Specification:** any specification for the Goods that is agreed in writing by the Customer and Blackheath.

**Intellectual Property Rights:** patents, rights to inventions, copyright and related rights, trade marks, business names and domain names, rights in get-up, goodwill and the right to sue for passing off, rights in designs, database rights, rights to use, and protect the confidentiality of, confidential information (including know-how), and all other intellectual property rights, in each case whether registered or unregistered and including all applications and rights to apply for and be granted, renewals or extensions of, and rights to claim priority from, such rights and all similar or equivalent rights or forms of protection which subsist or will subsist now or in the future in any part of the world.

**Order:** the Customer's order for the supply of Goods and/or Design Services, as set out in the Customer's purchase order form, or the Customer's written acceptance of Blackheath's quotation, or overleaf, as the case may be.

1.2 "Construction". In these Conditions, the following rules apply:

1.2.1 a **person** includes a natural person, corporate or unincorporated body (whether or not having separate legal personality);

1.2.2 a reference to a party includes its personal representatives, successors or permitted assigns;

1.2.3 a reference to a statute or statutory provision is a reference to such statute or statutory provision as amended or re-enacted. A reference to a statute or statutory provision includes any subordinate legislation made under that statute or statutory provision, as amended or re-enacted;

1.2.4 any phrase introduced by the terms **including, include, in particular** or any similar expression shall be construed as illustrative and shall not limit the sense of the words preceding those terms; and

1.2.5 a reference to **writing** or **written** includes faxes and e-mails.

**2. BASIS OF CONTRACT**

2.1 The Order constitutes an offer by the Customer to purchase Goods and/or Design Services in accordance with these Conditions.

2.2 The Order shall only be deemed to be accepted on the earlier of:

2.2.1 Blackheath issuing written acceptance of the Order;

2.2.2 Any act by Blackheath consistent with fulfilling the Order, at which point and on which date the Contract shall come into existence ("**Commencement Date**").

2.3 The Contract constitutes the entire agreement between the parties. The Customer acknowledges that it has not relied on any statement, promise, representation, assurance or warranty made or given by or on behalf of Blackheath which is not set out in the Contract.

2.4 Any samples, drawings, descriptive matter or advertising issued by Blackheath and any descriptions of the Goods or illustrations or descriptions of the Design Services contained in Blackheath's catalogues or brochures are issued or published for the sole purpose of giving an approximate idea of the Design Services and/or Goods described in them. They shall not form part of the Contract or have any contractual force.

2.5 These Conditions apply to the Contract to the exclusion of any other terms that the Customer seeks to impose or incorporate, or which are implied by trade, custom, practice or course of dealing.

2.6 Any quotation given by Blackheath shall not constitute an offer, and is only valid for a period of 30 days from its date of issue.

2.7 Any typographical, clerical or other error or omission in any sales literature, quotation, acceptance of offer, invoice or other document or information issued by Blackheath shall be subject to correction without liability on the part of Blackheath.

2.8 No Order which has been accepted by Blackheath may be cancelled by the Customer except with the agreement in writing of Blackheath or the terms that the Customer shall indemnify Blackheath in full against all loss (including the cost of all labour and materials used), damages, charges and expenses incurred by Blackheath as a result of cancellation.

2.9 The Customer shall comply with all applicable laws, statutes and

regulations relating to anti-bribery and anti-corruption including but not limited to the Bribery Act 2010.

2.10 All of these Conditions shall apply to the supply of both Goods and Design Services except where application to one or the other is specified.

**3. GOODS**

3.1 The Goods are described in Blackheath's catalogue and website as modified by any applicable Goods Specification.

3.2 Blackheath reserves the right to amend the specification of the Goods if required by any applicable statutory or regulatory requirements.

**4. DELIVERY OF GOODS**

4.1 Blackheath shall ensure that:

4.1.1 each delivery of the Goods is accompanied by a delivery note which shows the date of the Order, all relevant Customer and Blackheath reference numbers, the type and quantity of the Goods (including the code number of the Goods, where applicable), special storage instructions (if any) and, if the Order is being delivered by instalments, the outstanding balance of Goods remaining to be delivered; and

4.1.2 if Blackheath requires the Customer to return any packaging material to Blackheath, that fact is clearly stated on the delivery note. The Customer shall make any such packaging materials available for collection at such times as Blackheath shall reasonably request. Returns of packaging materials shall be at Blackheath's expense.

4.2 Blackheath shall deliver the Goods to the location set out in the Order or such other location as the parties may agree ("**Delivery Location**") at any time after Blackheath notifies the Customer that the Goods are ready.

4.3 Delivery of the Goods shall be completed on the Goods' arrival at the Delivery Location. Blackheath shall not be responsible for unloading the Goods at the Delivery Location and, for the avoidance of doubt, shall not be required to deliver the Goods anywhere other than kerbside at the Delivery Location.

4.4 Any dates quoted for delivery of the Goods are approximate only, and the time of delivery is not of the essence. Blackheath shall not be liable for any delay in delivery of the Goods that is caused by a Force Majeure Event or the Customer's failure to provide Blackheath with adequate delivery instructions or any other instructions that are relevant to the supply of the Goods.

4.5 If Blackheath fails to deliver the Goods, its liability shall be limited to the costs and expenses incurred by the Customer in obtaining replacement goods of similar description and quality in the cheapest market available, less the price of the Goods. Blackheath shall have no liability for any failure to deliver the Goods to the extent that such failure is caused by a Force Majeure Event, the Customer's failure to provide Blackheath with adequate delivery instructions for the Goods or any relevant instruction related to the supply of the Goods.

4.6 If the Customer fails to accept or take delivery of the Goods within three Business Days of Blackheath notifying the Customer that the Goods are ready, then except where such failure or delay is caused by a Force Majeure Event or by Blackheath's failure to comply with its obligations under the Contract in respect of the Goods:

4.6.1 delivery of the Goods shall be deemed to have been completed at 9.00am on the third Business Day following the day on which Blackheath notified the Customer that the Goods were ready; and

4.6.2 Blackheath shall store the Goods until delivery takes place, and charge the Customer for all related costs and expenses (including insurance).

4.7 If four Business Days after Blackheath notified the Customer that the Goods were ready for delivery the Customer has not taken delivery of them, Blackheath may resell or otherwise dispose of part or all of the Goods and, after deducting reasonable storage and selling costs, account to the Customer for any excess over the price of the Goods or charge the Customer for any shortfall below the price of the Goods.

4.8 Blackheath may deliver the Goods by instalments, which shall be invoiced and paid for separately. Each instalment shall constitute a separate contract. Any delay in delivery or defect in an instalment shall not entitle the Customer to cancel any other instalment.

**5. QUALITY OF GOODS**

5.1 Where Blackheath is not the manufacturer of the Goods, Blackheath shall endeavour to transfer to the Customer the benefit of any warranty or guarantee given to Blackheath.

5.2 Blackheath warrants that on delivery the Goods shall:

5.2.1 conform in all material respects with their description and any applicable Goods Specification;

5.2.2 be free from material defects in design, material and workmanship.

5.3 Subject to clause 5.5, if:

5.3.1 the Customer gives notice in writing within a reasonable time of discovery that some or all of the Goods do not comply with the warranty set out in clause 5.2;

5.3.2 Blackheath is given a reasonable opportunity of examining such Goods; and

5.3.3 the Customer (if asked to do so by Blackheath) returns such Goods and any strapping or packaging to Blackheath's place of business at the Blackheath's cost, Blackheath shall, at its option, repair or replace the defective Goods, or refund the price of the defective Goods in full.

5.4 Blackheath reserves the right to charge the Customer for the cost of inspection of the Goods and/or return of Goods where Blackheath deems the Goods to be in accordance with the warranty set out in clause 5.2.

5.5 Blackheath shall not be liable for the Goods' failure to comply with the warranty in clause 5.2 if:

5.5.1 the Customer makes any further use of such Goods after giving a notice in accordance with clause 5.4;

5.5.2 the defect arises because the Customer failed to follow Blackheath's oral or written instructions as to the storage, installation, commissioning, use or maintenance of the Goods or (if there are none) good trade practice;

5.5.3 the defect arises as a result of Blackheath following any drawing, design or Goods Specification supplied by the Customer;

5.5.4 the Customer alters or repairs such Goods without the written consent of Blackheath;

5.5.5 the defect arises as a result of fair wear and tear, wilful damage, negligence, or abnormal working conditions;

5.5.6 the Goods differ from their description or the Goods Specification as a result of changes made to ensure they comply with applicable statutory or regulatory standards;

5.5.7 the Goods comply with the tolerance margins adopted by the manufacturer of the Goods.

5.6 Except as provided in this clause 5, Blackheath shall have no liability to the Customer in respect of the Goods' failure to comply with the warranty set out in clause 5.2.

5.7 The terms of these Conditions shall apply to any repaired or replacement Goods supplied by Blackheath under clause 5.3.

**6. TITLE AND RISK**

6.1 The risk in the Goods shall pass to the Customer on completion of delivery.

6.2 Title to the Goods shall not pass to the Customer until:

6.2.1 Blackheath receives payment in full (in cash or cleared funds) for the Goods and any other goods that Blackheath has supplied to the Customer in respect of which payment has become due, in which case title to the Goods shall pass at the time of payment of all such sums

6.2.2 Until title to the Goods has passed to the Customer, the Customer shall:

6.2.1 store the Goods separately from all other goods held by the Customer so that they remain readily identifiable as Blackheath's property;

6.2.2 not remove, deface or obscure any identifying mark or packaging on or relating to the Goods;

6.2.3 maintain the Goods in satisfactory condition and keep them insured against all risks for their full price on Blackheath's behalf from the date of delivery;

6.2.4 notify Blackheath immediately if it becomes subject to any of the events listed in clause 13.1.1 to clause 13.1.11; and

6.2.5 give Blackheath such information relating to the Goods as Blackheath may require from time to time.

6.4 If before title to the Goods passes to the Customer the Customer becomes subject to any of the events listed in clause 13.1.1 to clause 13.1.11, then, without limiting any other right or remedy Blackheath may have:

6.4.1 the Customer's right to resell Goods or use them in the ordinary course of its business ceases immediately; and

6.4.2 Blackheath may at any time: (a) require the Customer to deliver up all Goods in its possession which have not been resold, or irrevocably incorporated into another product; and (b) if the Customer fails to do so promptly, enter any premises of the Customer or of any third party where the Goods are stored in order to recover them.

**7. SUPPLY OF DESIGN SERVICES**

7.1 Blackheath shall provide the Design Services to the Customer in accordance with the Design Service Specification in all material respects.

7.2 Blackheath shall use all reasonable endeavours to meet any performance dates for the Design Services, but any such dates shall be estimates only and time shall not be of the essence for the performance of the Design Services.

7.3 Blackheath shall have the right to make any changes to the Design Services which are necessary to comply with any applicable law or safety requirement, or which do not materially affect the nature or quality of the Design Services, and Blackheath shall notify the Customer in any such event.

7.4 Blackheath warrants to the Customer that the Design Services will be provided using reasonable care and skill.

**8. CUSTOMER'S OBLIGATIONS**

8.1 The Customer shall:

8.1.1 ensure that the terms of the Order and (if submitted by the Customer) the Goods Specification are complete and accurate;

8.1.2 co-operate with Blackheath in all matters relating to the Design Services;

8.1.3 provide Blackheath with such information and measurements as Blackheath may reasonably require to supply the Design Services, and ensure that such information is accurate in all material respects;

8.1.4 provide Blackheath with its written acceptance of the design arising from the Design Services before any work commences on the manufacture of Goods to that design.

8.2 If Blackheath's performance of any of its obligations in respect of the Design Services is prevented or delayed by any act or omission by the Customer or failure by the Customer to perform any relevant obligation ("**Customer Default**");

8.2.1 Blackheath shall without limiting its other rights or remedies have the right to suspend performance of the Design Services until the Customer remedies the Customer Default, and to rely on the Customer Default to relieve it from the performance of any of its obligations to the extent the Customer Default prevents or delays Blackheath's performance of any of its obligations;

8.2.2 Blackheath shall not be liable for any costs or losses sustained or incurred by the Customer arising directly or indirectly from Blackheath's failure or delay to perform any of its obligations as set out in this clause 8.2; and

8.2.3 The Customer shall reimburse Blackheath on written demand for any costs or losses sustained or incurred by Blackheath arising directly or indirectly from the Customer Default.

## 9. CHARGES AND PAYMENT

9.1 The price for Goods and Design Services shall be the price set out in the Order or, if no price is quoted, the price set out in Blackheath's published price list as at the date of delivery. The price of the Goods is exclusive of VAT and all costs and charges of packaging, insurance, transport of the Goods.

9.2 Blackheath reserves the right to increase the price of the Goods, by giving notice to the Customer at any time before delivery, to reflect any increase in the cost of the Goods to Blackheath that is due to:

9.2.1 any factor beyond the control of Blackheath (including foreign exchange fluctuations, increases in taxes and duties, and increases in labour, materials and other manufacturing costs);

9.2.2 any request by the Customer to change the delivery date(s), quantities or types of Goods ordered, or the Goods Specification; or

9.2.3 any delay caused by any instructions of the Customer in respect of the Goods or failure of the Customer to give Blackheath adequate or accurate information or instructions in respect of the Goods.

9.3 In respect of Goods and Design Services, Blackheath shall be entitled to invoice the Customer:

9.3.1 in the case of trade counter customers at the time of order; and

9.3.2 in the case of account Customers, at any time after completion of delivery.

9.4 Unless otherwise agreed in writing, the Customer shall pay each invoice submitted by Blackheath:

9.4.1 before the end of the month following the month in which the invoice is dated; and

9.4.2 in full and in cleared funds to a bank account nominated in writing by Blackheath, and time for payment shall be of the essence of the Contract.

9.5 For the avoidance of doubt, Blackheath shall be entitled to request payment up front at the time of order or delivery at its discretion, including without limitation where the Customer is a trade counter or account customer.

9.6 All amounts payable by the Customer under the Contract are exclusive of amounts in respect of value added tax chargeable from time to time ("VAT"). Where any taxable supply for VAT purposes is made under the Contract by Blackheath to the Customer, the Customer shall, on receipt of a valid VAT invoice from Blackheath, pay to Blackheath such additional amounts in respect of VAT as are chargeable on the supply of the Design Services or Goods at the same time as payment is due for the supply of the Design Services or Goods.

9.7 If the Customer fails to make any payment due to Blackheath under the Contract by the due date for payment, then the Customer shall pay interest on the overdue amount at the rate of 8% per annum above the Bank of England's base rate from time to time. Such interest shall accrue on a daily basis from the due date until actual payment of the overdue amount, whether before or after judgment. The Customer shall pay the interest together with the overdue amount.

9.8 The Customer shall pay all amounts due under the Contract in full without any set-off, counterclaim, deduction or withholding except as required by law. Blackheath may, without limiting its other rights or remedies, set off any amount owing to it by the Customer against any amount payable by Blackheath to the Customer.

## 10. INTELLECTUAL PROPERTY RIGHTS

All Intellectual Property Rights in or arising out of or in connection with the Design Services shall be owned by Blackheath.

## 11. CONFIDENTIALITY

A party ("receiving party") shall keep in strict confidence all technical or commercial know-how, specifications, inventions, processes or initiatives which are of a confidential nature and have been disclosed to the receiving party by the other party ("disclosing party"), its employees, agents or subcontractors, and any other confidential information concerning the disclosing party's business, its products and design services which the receiving party may obtain. The receiving party shall only disclose such confidential information to those of its employees, agents and subcontractors who need to know it for the purpose of discharging the receiving party's obligations under the Contract, and shall ensure that such employees, agents and subcontractors comply with the obligations set out in this clause as though they were a party to the Contract. The receiving party may also disclose such of the disclosing party's confidential information as is required to be disclosed by law, any governmental or regulatory authority or by a court of competent jurisdiction. This clause 11 shall survive termination of the Contract.

## 12. LIMITATION OF LIABILITY: THE CUSTOMER'S ATTENTION IS PARTICULARLY DRAWN TO THIS CLAUSE

12.1 Nothing in these Conditions shall limit or exclude Blackheath's liability for: 12.1.1 death or personal injury caused by its negligence, or the

negligence of its employees, agents or subcontractors;

12.1.2 fraud or fraudulent misrepresentation.

12.2 Subject to clause 12.1:

12.2.1 Blackheath shall under no circumstances whatever be liable to the Customer, whether in contract, tort (including negligence), breach of statutory duty, or otherwise, for any loss of profit, or any indirect or consequential loss arising under or in connection with the Contract; and 12.2.2 Blackheath's total liability to the Customer in respect of all other losses arising under or in connection with the Contract, whether in contract, tort (including negligence), breach of statutory duty, or otherwise, shall in no circumstances exceed the price paid for the Goods and/or Design Services.

12.3 For the avoidance of doubt, if the Customer limits its own liability to its own customers in respect of the Goods and/or Services to a level lower than Blackheath's liability has been limited in these Conditions, Blackheath shall only be liable to the Customer to the lesser amount the Customer has limited its own liability to.

12.4 The terms implied by sections 13 to 15 of the Sale of Goods Act 1979 and the terms implied by sections 3 to 5 of the Supply of Goods and Design Services Act 1982 are, to the fullest extent permitted by law, excluded from the Contract.

12.5 This clause 12 shall survive termination of the Contract.

## 13. TERMINATION

13.1 Without limiting its other rights or remedies, each party may terminate the Contract with immediate effect by giving written notice to the other party if:

13.1.1 the other party suspends, or threatens to suspend, payment of its debts or is unable to pay its debts as they fall due or admits inability to pay its debts or (being a company or limited liability partnership) is deemed unable to pay its debts within the meaning of section 123 of the Insolvency Act 1986 or (being an individual) is deemed either unable to pay its debts or as having no reasonable prospect of so doing, in either case, within the meaning of section 268 of the Insolvency Act 1986 or (being a partnership) has any partner to whom any of the foregoing apply;

13.1.2 the other party commences negotiations with all or any class of its creditors with a view to rescheduling any of its debts, or makes a proposal for or enters into any compromise or arrangement with its creditors other than (where a company) for the sole purpose of a scheme for a solvent amalgamation of that other party with one or more other companies or the solvent reconstruction of that other party;

13.1.3 a petition is filed, a notice is given, a resolution is passed, or an order is made, for or in connection with the winding up of the other party (being a company) other than for the sole purpose of a scheme for a solvent amalgamation of the other party with one or more other companies or the solvent reconstruction of that other party;

13.1.4 the other party (being an individual) is the subject of a bankruptcy petition or order;

13.1.5 a creditor or encumbrancer of the other party attaches or takes possession of, or a distress, execution, sequestration or other such process is levied or enforced on or sued against, the whole or any part of its assets and such attachment or process is not discharged within 14 days;

13.1.6 an application is made to court, or an order is made, for the appointment of an administrator or if a notice of intention to appoint an administrator is given or if an administrator is appointed over the other party (being a company);

13.1.7 the holder of a qualifying charge over the assets of the other party (being a company) has become entitled to appoint or has appointed an administrative receiver;

13.1.8 a person becomes entitled to appoint a receiver over the assets of the other party or a receiver is appointed over the assets of the other party;

13.1.9 any event occurs, or proceeding is taken, with respect to the other party in any jurisdiction to which it is subject that has an effect equivalent or similar to any of the events mentioned in clause 13.1.1 to clause 13.1.8 (inclusive);

13.1.10 the other party suspends, threatens to suspend, ceases or threatens to cease to carry on, all or substantially the whole of its business;

13.1.11 the other party's financial position deteriorates to such an extent that in Blackheath's opinion the Customer's capability to adequately fulfil its obligations under the Contract has been placed in jeopardy; or

13.1.12 the other party (being an individual) dies or, by reason of illness or incapacity (whether mental or physical), is incapable of managing his own affairs or becomes a patient under any mental health legislation.

13.2 Without limiting its other rights or remedies, Blackheath may terminate the Contract with immediate effect by giving written notice to the Customer if the Customer fails to pay any amount due under this Contract on the due date for payment.

13.3 Without limiting its other rights or remedies, Blackheath may suspend the supply of Design Services or all further deliveries of Goods under the Contract or any other contract between the Customer and Blackheath if the Customer fails to pay any amount due under this Contract on the due date for payment, the Customer becomes subject to any of the events listed in clause 13.1.1 to clause 13.1.11, or Blackheath reasonably believes that the Customer is about to become subject to any of them.

13.4 On termination of the Contract for any reason:

13.4.1 the Customer shall immediately pay to Blackheath all of Blackheath's outstanding unpaid invoices and interest and, in respect of Design Services supplied but for which no invoice has yet been submitted, Blackheath shall submit an invoice, which shall be payable

by the Customer immediately on receipt;

13.4.2 the accrued rights and remedies of the parties as at termination shall not be affected, including the right to claim damages in respect of any breach of the Contract which existed at or before the date of termination or expiry; and

13.4.3 clauses which expressly or by implication have effect after termination shall continue in full force and effect.

## 14. FORCE MAJEURE

14.1 For the purposes of this Contract, "Force Majeure Event" means an event beyond the reasonable control of Blackheath including but not limited to strikes, lock-outs or other industrial disputes (whether involving the workforce of Blackheath or any other party), failure of a utility service or transport network, act of God, war, riot, civil commotion, malicious damage, compliance with any law or governmental order, rule, regulation or direction, accident, breakdown of plant or machinery, fire, flood, storm or default of suppliers or subcontractors.

14.2 Blackheath shall not be liable to the Customer as a result of any delay or failure to perform its obligations under this Contract as a result of a Force Majeure Event.

14.3 If the Force Majeure Event prevents Blackheath from providing any of the Design Services and/or Goods for more than 4 weeks, Blackheath shall, without limiting its other rights or remedies, have the right to terminate this Contract immediately by giving written notice to the Customer.

## 15. GENERAL

### 15.1 Assignment and other dealings.

15.1.1 Blackheath may at any time assign, transfer, mortgage, charge, subcontract or deal in any other manner with all or any of its rights under the Contract and may subcontract or delegate in any manner any or all of its obligations under the Contract to any third party.

15.1.2 The Customer shall not, without the prior written consent of Blackheath, assign, transfer, charge, subcontract, declare a trust over or deal in any other manner with all or any of its rights or obligations under the Contract.

### 15.2 Notices.

15.2.1 Any notice or other communication given to a party under or in connection with this Contract shall be in writing, addressed to that party at its registered office (if it is a company) or its principal place of business (in any other case) or such other address as that party may have specified to the other party in writing in accordance with this clause, and shall be delivered personally or sent by prepaid first-class post or other next working day delivery service, or by commercial courier, fax or e-mail.

15.2.2 A notice or other communication shall be deemed to have been received: if delivered personally, when left at the address referred to in clause 15.2.1; if sent by pre-paid first class post or other next working day delivery service, at 9.00 am on the second Business Day after posting; if delivered by commercial courier, on the date and at the time that the courier's delivery receipt is signed; or, if sent by fax or e-mail, one Business Day after transmission.

15.2.3 The provisions of this clause shall not apply to the service of any proceedings or other documents in any legal action

### 15.3 Severance.

15.3.1 If any provision or part-provision of the Contract is or becomes invalid, illegal or unenforceable, it shall be deemed modified to the minimum extent necessary to make it valid, legal and enforceable. If such modification is not possible, the relevant provision or part-provision shall be deemed deleted. Any modification to or deletion of a provision or part-provision under this clause shall not affect the validity and enforceability of the rest of the Contract.

15.3.2 If any provision or part-provision of this Contract is invalid, illegal or unenforceable, the parties shall negotiate in good faith to amend such provision so that, as amended, it is legal, valid and enforceable, and, to the greatest extent possible, achieves the intended commercial result of the original provision.

15.4 **Waiver.** A waiver of any right under the Contract or law is only effective if it is in writing and shall not be deemed to be a waiver of any subsequent breach or default. No failure or delay by a party in exercising any right or remedy under the Contract or by law shall constitute a waiver of that or any other right or remedy, nor prevent or restrict its further exercise of that or any other right or remedy. No single or partial exercise of such right or remedy shall prevent or restrict the further exercise of that or any other right or remedy.

15.5 **No partnership or agency.** Nothing in the Contract is intended to, or shall be deemed to, establish any partnership or joint venture between any of the parties, nor constitute either party the agent of another party for any purpose. Neither party shall have authority to act as agent for, or to bind, the other party in any way.

15.6 **Third parties.** A person who is not a party to the Contract shall not have any rights to enforce its terms.

15.7 **Variation.** Except as set out in these Conditions, no variation of the Contract, including the introduction of any additional terms and conditions shall be effective unless it is agreed in writing and signed by Blackheath.

For the avoidance of doubt, any variation to a term of the Contract shall not affect the remaining terms of these Conditions.

15.8 **Governing law.** This agreement and any dispute or claim arising out of or in connection with it or its subject matter or formation (including non-contractual disputes or claims) shall be governed by and construed in accordance with the law of England and Wales.

15.9 **Jurisdiction.** Each party irrevocably agrees that the courts of England and Wales shall have exclusive jurisdiction to settle any dispute or claim arising out of or in connection with this Contract or its subject matter or formation (including non-contractual disputes or claims).

# Blackheath Online

[blackheathproducts.co.uk](http://blackheathproducts.co.uk)

To create your online account, simply click **Online Trade Registration** on our home page and follow the on screen instructions.



## 1000's of Products Online

We feature our entire product offering online. From worktops to kitchen furniture, flooring to decorative sheet materials - It's all there for you to browse through at any time of the day with just a few clicks of a mouse. With a handy search facility and advanced filtering, it's now even easier to find the item you are looking for.

## Trade Only Secure Login

While anyone can view our website and see the products we have to offer, only registered trade customers can log in to the site and access prices and specific delivery information. This means you are free to let your customers browse the site without the worry of them accessing your prices or personal information

## Buy with Confidence


We are pleased to announce we can now take payments via our website. Once logged in, you will have the option to pay for your order by credit/debit card, as well as other payment methods granted to you.

All online transactions are made via our payment gateway, powered and secured by WorldPay.™

Multiple secure payment methods accepted



Visit our online store on the address below or scan this QR code with your phone.  
[blackheathproducts.co.uk](http://blackheathproducts.co.uk)



Background décor shown: Cornish Slate / Spectra Curved-Edge



## Blackheath Products Limited

Units 1-4 Fairfield Park, Halesowen,  
West Midlands B62 9JL

[blackheathproducts.co.uk](http://blackheathproducts.co.uk)

 **blackheath**<sup>®</sup>  
Employee Owned Trust

---

## Enquiry and Order Lines

Telephone. **0121 561 4245**

Email. **[sales@blackheathproducts.co.uk](mailto:sales@blackheathproducts.co.uk)**

FIND US ON



If you have any difficulty finding a product, or have an order query regarding any of the products shown in this catalogue please contact our order line.

Registered in England #597879. This brochure supersedes all previous issues of 'Kitchen and Bathroom Products'. E&OE.

The colours and finishes reproduced in this catalogue may vary from the actual colours due to the limitations of the printing process.