

Kitchen and Bathroom Products

www.blackheathproducts.co.uk

spectra
collection



Slim-Edge | Contemporary laminate surfaces

 **blackheath**[®]

Welcome

Welcome to the latest edition of our Kitchen and Bathroom Products catalogue

Designed with you and your customer in mind, we've brought together our extensive range of kitchen and bathroom products in this comprehensive catalogue. Our products include worksurfaces, sinks and taps, built-in appliances, kitchen furniture, wall panelling and associated products. We have highlighted some of our newest ranges and biggest changes since the last edition of the Kitchen and Bathrooms book.

Why choose us?

We're passionate about customer service

Our dedicated sales team is on hand to answer your questions from 8.00am – 5.30pm every week day.

We're fanatical about delivery

We deliver to most parts of the UK several times a week and our purpose built vehicles are satellite tracked, so we can let you know exactly when you should expect your delivery. We can also send some products by overnight carrier to locations beyond our normal delivery areas.

We have in excess of £5,000,000 of stock

in our centrally located distribution centre, so the chances are we will always have what you are looking for.

Our highly trained workforce



has a wealth of knowledge and has achieved BS EN ISO 9001:2008 accreditation for our management systems.

If you want to find out more about the products shown in this brochure, call our specialist teams using the telephone number shown below. If you wish to discuss our products in more detail, we can arrange for your Blackheath Products local area sales manager to visit you.

Contact Blackheath Products

Telephone. 0121 561 4245

FreeFax. 0800 634 0113

Email. sales@blackheathproducts.co.uk

Blackheath Products Limited
Units 1-4 Fairfield Park, Halesowen,
West Midlands B62 9JL

www.blackheathproducts.co.uk

Find us on



Getting to Blackheath:

from the North (M6, M5) From the junction with the M6 at Junction 8, continue on the M5 south, leaving at Junction 2. At the end of the slip road take the second exit on the roundabout to a second roundabout. Again, take the second exit (A4034). After two sets of traffic lights take the third road on the left, Station Road. At the small roundabout take the second exit into Nimmings Road, then almost immediately take the left fork into Fairfield Road. Take the first road on your left onto the estate. Blackheath Products is on your left.

from the South (M5) Leave the M5 at Junction 3 and at the roundabout take the first exit (A456). After a set of traffic lights take the third exit (A459) at the roundabout. At the next roundabout take the third exit (A458). Go straight ahead at the next two roundabouts, then take the next left into Narrow Lane which becomes Fairfield Road. Take the ninth right and Blackheath Products is on the left.



Methods of Payment

Blackheath Products Limited are able to accept orders placed by any of the following methods, subject to conditions:

Credit Account

Contact us to apply for a credit account on 0121 561 6304.

Cash

Payment in cash to our driver. This method is not available in instances where an outside carrier is to be used to make the delivery.

Cheque

All cheques over £150.00 will be insured by Transax. If your cheque is not accepted by the insurer, then an alternative method of payment must be used.

Credit / Debit Card over the Phone*

We are now pleased to have the facility to take credit / debit card payments over the phone by calling 0121 561 6304.

Credit / Debit Card on Delivery

If arranged prior to despatch with our Accounts office, our Driver will be provided with a portable card machine to accept payment.

Bank Transfer

Payment directly into our Bank Account. All payments must be cleared funds in our Bank Account 24 hours before delivery.

Details for Bank Transfer

HSBC Bank Plc
Account number: 34389832
Sort code: 40-11-18



* Blackheath Products reserves the right to withdraw the use of card payment via telephone on certain transactions on the discretion of management.

Contents

	Page
Welcome, Pricing and Contents	01-02
Delivery and Returns	03-04
Conditions of Sale	168-169

Curved Edge Worktops

Tandem 30mm Curved Edge	07
Tandem 40mm Curved Edge	09
Spectra Curved-Edge	11
Egger Contemporary	15
Axiom by Formica	19
Curved Edge Worktop Prices	27
Worktop Accessories	29

Square Edge Worktops

Spectra Square-Edge	33
Spectra Square-Edge Custom	37
NEW Spectra Slim-Edge	39
Spectra Solid-Wood	43
Egger Premium	45
Bushboard Evolve	47
Square Edge Worktop Prices	49

Solid Surfaces

NEW Mirostone	53
Mirostone Accessories	58
Staron	59

Wall Panelling

Mazan	67
NEW Bushboard Nuance	71
Bushboard Vista	79
Wall Panelling Prices	83

Kitchen Furniture

NEW Open House	87
-----------------------	----

Sinks and Taps

NEW River Sinks	99
River Taps and Accessories	114

Built-In Appliances

Indesit and Hotpoint	121
Ducting Systems	141

Kitchen and Bathroom Lighting

NEW Sensio Lighting	145
----------------------------	-----

Flooring and Accessories

Quick-Step Impressive	153
Quick-Step Impressive Prices and Accessories	158
Quick-Step Livyn Balance Click	159
Quick-Step Livyn Ambient Click	165
Quick-Step Livyn Click Prices and Accessories	167

WorldPay™

Buy with confidence through our website

We can now take payments via our website. Once logged in, you will have the option to pay for your order by credit/debit card, as well as other payment methods granted to you. All online transactions are made via our payment gateway, powered and secured by WorldPay™.

Visit our online store at:

www.blackheathproducts.co.uk

Returns and Policies

Blackheath Products Limited has strict policies on restocking and the replacement of damaged, defective or incorrectly supplied goods.

Restocking

Blackheath Products Limited are unable to restock worktops and special order items. 20% minimum restocking charge of item value(s). Products must be in perfect condition and in their original packaging. Discontinued products cannot be taken back for restocking. Goods supplied as ordered but subsequently not accepted on delivery will incur a restocking charge unless cancellation or changes have been made in writing at least 24 working hours before the scheduled delivery.

Damaged, Defective or Incorrectly Supplied Goods

Blackheath Products Limited must be notified within 24 hours of receipt of item(s). Item(s) must be returned in their original packaging. Blackheath Products Limited will not accept the return of goods that have been partially or completely installed if the damage, defect or incorrect supply could have been recognised prior to installation.

Delivery and Courier Charges

Blackheath Products Limited do not charge for delivery by their own fleet of vehicles or by courier other than when the delivery location is outside of their normal delivery area or normal delivery schedule. We reserve the right to apply a postage and packaging charge for small and low value items that are urgently required. This charge will be advised at the time of ordering.

Site Delivery Requirements

Please ensure suitable access can be gained to the delivery address (as a rule if a Refuse Wagon can access the address then so can Blackheath). Please ensure that suitable assistance is available on site to help our driver safely offload goods. Delivery is made to the kerbside only. Failure to follow the above requirements will result in a minimum 20% restocking charge of the item value(s). All site deliveries outside of delivery area number 1 (see opposite) will incur a delivery charge please contact the sales office to find out current site delivery costs.

Important

Please note that these conditions are additional to the Blackheath Products Limited 'Conditions of Sale' which can be found on page 164-165 of this catalogue. These conditions do not affect your statutory rights.

Delivery Details

Blackheath Products own fleet make daily deliveries from a centrally based distribution centre that carries over £5M of stock, ready for immediate dispatch.

Location	Mon	Tue	Wed	Thu	Fri
Bedfordshire		■	■	■	
Berkshire		■	■	■	
Bristol / North Somerset		■			■
Buckinghamshire		■	■	■	
Cambridgeshire		■		■	
Cheshire	■		■		■
Derbyshire (Mid and South)	■	■		■	
Derbyshire (North)	■	■		■	
Devon / South Somerset					■
Essex (West only)		■		■	
Gloucestershire	■		■		■
Greater Manchester	■		■	■	■
Herefordshire	■		■		■
Hertfordshire		■	■	■	
Lancashire	■		■		■
Leicestershire	■	■		■	
Leicester (Central)	■	■	■	■	■
London (Central and East)		■		■	
Merseyside	■		■	■	■
Northamptonshire		■	■	■	
North East		■		■	
Nottinghamshire (North)	■	■		■	
Nottinghamshire (Mid and South)	■	■		■	
Oxfordshire		■	■	■	
Shropshire	■		■		■
South West					■
Staffordshire	■		■		■
Wales (Mid)	■		■		
Wales (North)	■		■		
Wales (South)	■		■		■
Warwickshire (CV)	■	■	■	■	■
Warwickshire (South)	■		■		■
West Midlands	■	■	■	■	■
Worcestershire	■		■		■
Yorkshire (South)	■	■		■	

■ Delivery available on this day.

Order Cut Off Times

The cut-off for ordering items for delivery on the next scheduled day is:-

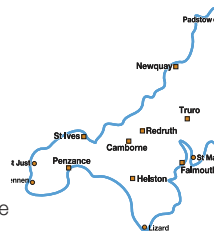
- 4.00pm – Monday to Thursday
- 3.00pm – Friday
- 3.00pm – Monday to Thursday (cut off for cut worktops)
- 2.00pm – Friday (cut off for cut worktops)

Trade Counter Collections

Opening times for the collection of goods is 7.30am to 4.30pm, Monday to Friday.

Health and Safety

Please ensure that suitable assistance is available to safely offload heavy and / or bulky items. When installing a kitchen or worksurface, make sure that you always use the correct equipment safely – especially when using cutting or sanding equipment and guards. In addition use masks and extractors to prevent inhalation of dust.

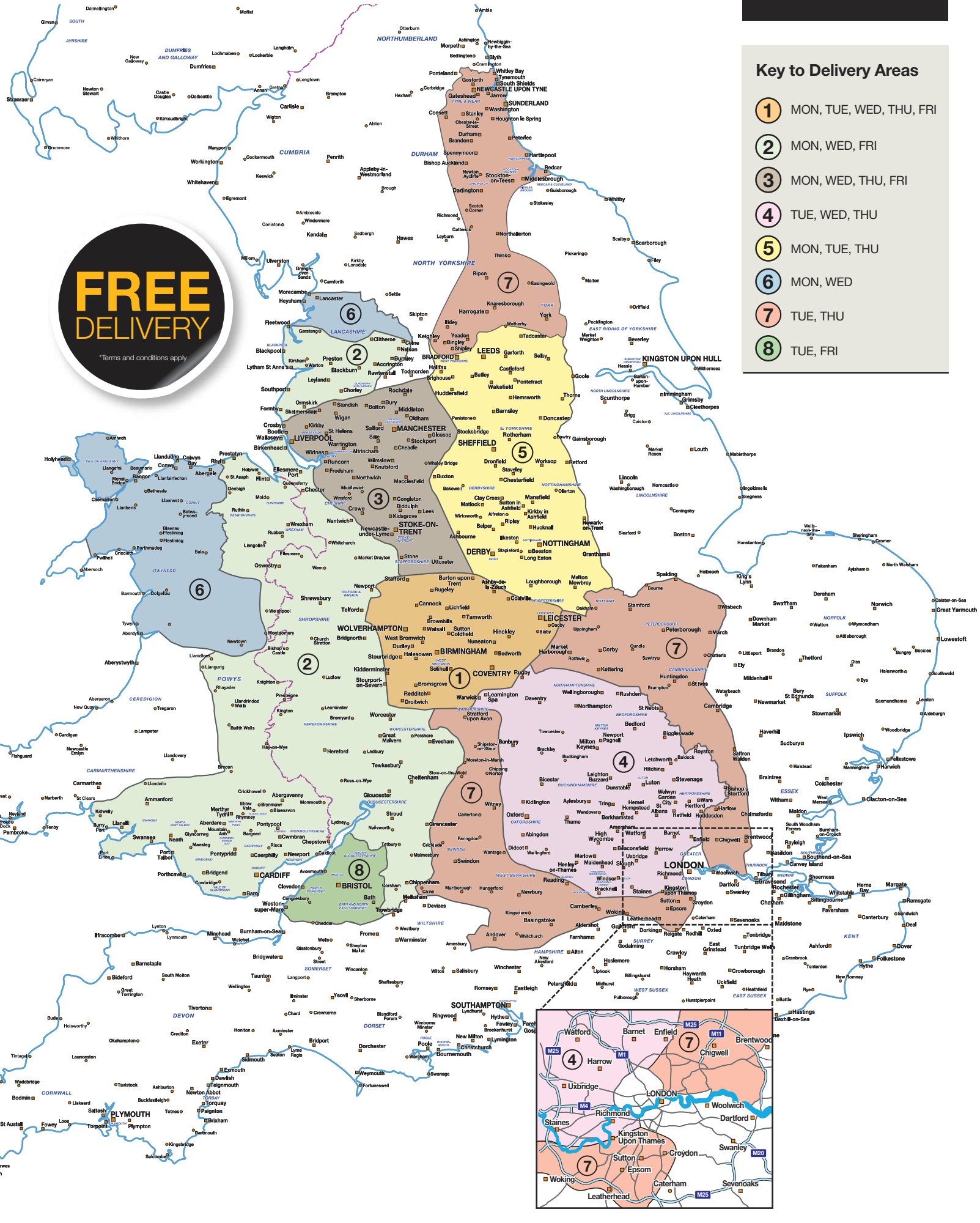


Key to Delivery Areas

- ① MON, TUE, WED, THU, FRI
- ② MON, WED, FRI
- ③ MON, WED, THU, FRI
- ④ TUE, WED, THU
- ⑤ MON, TUE, THU
- ⑥ MON, WED
- ⑦ TUE, THU
- ⑧ TUE, FRI

**FREE
DELIVERY**

*Terms and conditions apply



Display Discount

Display discounts are available. Please see your local Blackheath Area Sales Manager for further details. If you don't have an account with us please call **0121 561 4245** and we will send you an account application form.

Worksurface Display Options

In conjunction with various manufacturers, Blackheath Products have produced this attractive range of point of sale display stands and other marketing materials. Please note stand dimensions are shown below as width x height x depth.

**Spectra Curved Edge
Worktop Display Stand**
600 x 1580 x 600mm



£200.00

'Pay-back' criteria:

Purchase 40 or more Spectra worktops within 6 months of the display purchase for full reimbursement of stands cost.

**Egger Contemporary
Worktop Display Stand**
520 x 1780 x 440mm



£100.00

'Pay-back' criteria:

Purchase 20 or more Egger worktops within 6 months of the display purchase for full reimbursement of stands cost.

**Axiom Worktop
Display Stand**
1220 x 1450 x 270mm



£250.00

'Pay-back' criteria:

Purchase 40 or more Axiom worktops within 6 months of the display purchase for full reimbursement of stands cost.



Curved Edge Worktops

A new worksurface is the crowning glory of any kitchen.

At Blackheath Products we have hundreds to choose from as well as several different edge profiles and countless upstands, splashbacks and accessories.

So, if you are looking for a durable, everyday worktop we have an enormous variety to suit all tastes and budgets.

We stock well-known brands such as Egger, Axiom, as well as our exclusive Tandem, and Spectra ranges.

TANDEM

spectra
collection

EGGER

AXIOM
by FORMICA GROUP

Tandem 30mm Curved Edge Worktops

Natural Blocked Beech

Tandem 30mm Curved Edge Worktops Exclusive to Blackheath Products

The slimline 30mm thickness is in tune with the current kitchen design trend for thinner worktops, with the leading edge of TC30 worktops and both long edges of TC30 breakfast bars* have classic, gently curved edges

TC30 is the lowest cost range from the Tandem Collection and a great cost effective option with 15 stunning laminates to choose from: includes worktops, breakfast bars, upstands and splashbacks.

Tandem Curved Edge Availability

Worktop:	3000 x 600 x 30mm
Breakfast Bar:	3000 x 900 x 30mm
Upstand:	3000 x 100 x 18mm
Splashback:	3000 x 1200 x 8mm

*Breakfast bars are sometimes called island units or peninsula units.
All these descriptions refer to the same product.

30mm Curved Edge



TANDEM Great value worktops and breakfast bars

For a copy of our **NEW** Tandem collection brochure call **0121 561 4245** or email your request to **sales@blackheathproducts.co.uk**

Black Labrador	
Satin	Price Band A
Spectra Seal	Black
Colorfill	CF145
Upstand	✓
Splashback	✗
Sheet laminate	✓

Black Slate	
Satin	Price Band A
Spectra Seal	Black
Colorfill	CF145
Upstand	✓
Splashback	✓
Sheet laminate	✓

Black Slate	
Gloss	Price Band B
Spectra Seal	Black
Colorfill	CF145
Upstand	✓
Splashback	✓
Sheet laminate	✓

**Taurus Black**

Satin	Price Band A
Spectra Seal	Black
Colorfill	CF145
Upstand	✓
Splashback	✓
Sheet laminate	✓

**Patmos**

Matt	Price Band A
Spectra Seal	Dark Grey
Colorfill	CF232
Upstand	✓
Splashback	✗
Sheet laminate	✓

Slimline Curved Edge

The 30mm thickness of TC30 is in tune with the current kitchen design trend for thinner worktops.

Seamless Look


The leading edge of TC30 worktops and both long edges of TC30 breakfast bars* have classic, gently curved edges.

Low Cost

TC30 is the lowest cost range from the Tandem Collection.



Grey Dust

**Grey Dust**

Matt	Price Band A
Spectra Seal	Light Grey
Colorfill	CF59
Upstand	✓
Splashback	✓
Sheet laminate	✓

**Lava Sand**


Matt	Price Band A
Spectra Seal	Dark Brown
Colorfill	CF256
Upstand	✓
Splashback	✓
Sheet laminate	✓

**Granite**

Satin	Price Band A
Spectra Seal	Cream
Colorfill	CF36
Upstand	✓
Splashback	✗
Sheet laminate	✓

**Taurus Beige**

Matt	Price Band A
Spectra Seal	Cream
Colorfill	CF205
Upstand	✓
Splashback	✓
Sheet laminate	✓

**Pearl White**

Satin	Price Band A
Spectra Seal	White
Colorfill	CF70
Upstand	✓
Splashback	✗
Sheet laminate	✓

**Walnut Butchers Block**

Matt	Price Band A
Spectra Seal	Dark Brown
Colorfill	CF43
Upstand	✓
Splashback	✓
Sheet laminate	✓

**Blocked Oak**

Matt	Price Band A
Spectra Seal	Light Brown
Colorfill	CF43
Upstand	✓
Splashback	✓
Sheet laminate	✓

**Colmar Oak**

Wood	Price Band A
Spectra Seal	Light Brown
Colorfill	CF291
Upstand	✓
Splashback	✓
Sheet laminate	✓

**Natural Blocked Beech**

Matt	Price Band A
Spectra Seal	Light Brown
Colorfill	CF09
Upstand	✓
Splashback	✓
Sheet laminate	✓

**Cypress Cinnamon**

Wood	Price Band A
Spectra Seal	Beige
Colorfill	CF78
Upstand	✓
Splashback	✓
Sheet laminate	✓

Tandem 30mm Range	Price code	Price (RRP)
Worktops: Price Band A – Glaze / Matt / Satin / Wood		
3000 x 600 x 30mm	40.77.92	£49.62
3000 x 900 x 30mm	40.30.57	£125.06
Splashback: Price Band A – Glaze / Matt / Satin / Wood		
3000 x 1200 x 8mm	40.32.59	£158.71
Upstand: Price Band A – Glaze / Matt / Satin / Wood		
3000 x 100 x 18mm	40.32.92	£48.71
Worktops: Price Band B – Gloss / Quartz		
3000 x 600 x 30mm	40.04.43	£57.34
3000 x 900 x 30mm	40.00.58	£141.67
Splashback: Price Band B – Gloss / Quartz		
3000 x 1200 x 8mm	40.80.201	£170.14
Upstand: Price Band B – Gloss / Quartz		
3000 x 100 x 18mm	40.06.33	£55.99

Tandem 40mm Curved Edge Worktops

Snow Spark

Tandem 40mm Curved Edge Worktops Exclusive to Blackheath Products

The solid look of the 40mm thickness of TC40 is still the most popular choice for kitchen worktops and breakfast bars*. The laminate wraps around the top and bottom surface of each TC40 edge; this gives the additional protection and looks great!

TC40 has a modern, tightly curved profile for the leading edge of the worktops and both long edges of the breakfast bars*. These new curved edges gives an almost square edge look, which is a very popular kitchen surface trend.

15 sophisticated solid colour, granite, marble, wood and patterned décors to choose from: includes worktops, breakfast bars*, upstands and splashbacks : all of them at a great price.

Tandem Curved Edge Availability

Worktop:	3000 x 600 x 40mm
Breakfast Bar:	3000 x 900 x 40mm
Upstand:	3000 x 100 x 18mm
Splashback:	3000 x 1200 x 8mm

*Breakfast bars are sometimes called island units or peninsula units.
All these descriptions refer to the same product.

40mm Curved Edge



Black Quarry

Glaze	Price Band A
Spectra Seal	Black
Colorfill	CF145
Upstand	✓
Splashback	✓
Sheet laminate	✓




Black Slate

Satin	Price Band A
Spectra Seal	Black
Colorfill	CF145
Upstand	✓
Splashback	✓
Sheet laminate	✓



Black Slate

Gloss	Price Band B
Spectra Seal	Black
Colorfill	CF145
Upstand	✓
Splashback	✓
Sheet laminate	✓



Black Spark

Quartz	Price Band B
Spectra Seal	Black
Colorfill	CF30
Upstand	✓
Splashback	✓
Sheet laminate	✓

**Lava Sand**


Matt	Price Band A
Spectra Seal	Dark Brown
Colorfill	CF256
Upstand	✓
Splashback	✓
Sheet laminate	✓

Curved-Edge


TC40 has a modern, tightly curved profile for the leading edge of the worktops and both long edges of the breakfast bars*. These new curved edges give TC40 an almost square edge look, which is a very popular kitchen surface trend.

Solid Look

The 40mm thickness of TC40 is still the most popular choice for kitchen worktops and breakfast bars*. The laminate wraps around the top and bottom surface of each TC40 edge; this gives TC40 additional protection and looks great!

**Black Spark****Grey Dust**

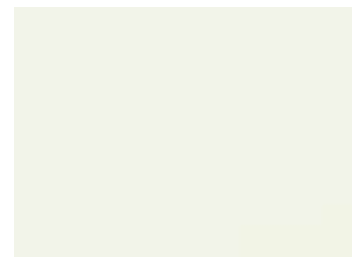
Matt	Price Band A
Spectra Seal	Light Grey
Colorfill	CF59
Upstand	✓
Splashback	✓
Sheet laminate	✓

**Taurus Beige**

Matt	Price Band A
Spectra Seal	Cream
Colorfill	CF205
Upstand	✓
Splashback	✓
Sheet laminate	✓

**Snow Spark**

Quartz	Price Band B
Spectra Seal	White
Colorfill	CF70
Upstand	✓
Splashback	✓
Sheet laminate	✓

**White**

Matt	Price Band A
Spectra Seal	White
Colorfill	CF70
Upstand	✓
Splashback	✓
Sheet laminate	✓

**Grey Lightning Stone**

Matt	Price Band A
Spectra Seal	Light Grey
Colorfill	CF76
Upstand	✓
Splashback	✓
Sheet laminate	✓

**Walnut Butchers Block**

Matt	Price Band A
Spectra Seal	Dark Brown
Colorfill	CF43
Upstand	✓
Splashback	✓
Sheet laminate	✓

**Blocked Oak**

Matt	Price Band A
Spectra Seal	Light Brown
Colorfill	CF43
Upstand	✓
Splashback	✓
Sheet laminate	✓

**Colmar Oak**

Wood	Price Band A
Spectra Seal	Light Brown
Colorfill	CF291
Upstand	✓
Splashback	✓
Sheet laminate	✓

**Natural Blocked Beech**

Matt	Price Band A
Spectra Seal	Light Brown
Colorfill	CF09
Upstand	✓
Splashback	✓
Sheet laminate	✓

**Cypress Cinnamon**

Wood	Price Band A
Spectra Seal	Beige
Colorfill	CF78
Upstand	✓
Splashback	✓
Sheet laminate	✓

Tandem 40mm Range	Price code	Price (RRP)
Worktops: Price Band A – Glaze / Matt / Satin / Wood		
3000 x 600 x 40mm	40.14.64	£77.34
3000 x 900 x 40mm	40.06.401	£174.33
Splashback: Price Band A – Glaze / Matt / Satin / Wood		
3000 x 1200 x 8mm	40.32.59	£158.71
Upstand: Price Band A – Glaze / Matt / Satin / Wood		
3000 x 100 x 18mm	40.32.92	£48.71
Worktops: Price Band B – Gloss / Quartz		
3000 x 600 x 40mm	40.37.55	£92.88
3000 x 900 x 40mm	40.60.321	£205.11
Splashback: Price Band B – Gloss / Quartz		
3000 x 1200 x 8mm	40.80.201	£170.14
Upstand: Price Band B – Gloss / Quartz		
3000 x 100 x 18mm	40.06.33	£55.99

Spectra 40mm Curved-Edge Worktops

Shorewood

40mm Curved-Edge Worktops Exclusive to Blackheath Products

Spectra Curved-Edge is one of our best selling worksurface collections with a subtle 3mm curved-edge. The range includes 40 diverse and beautiful décors ranging from granites, marbles and stones to woodgrains and abstract patterns which includes worktops, breakfast bars, upstands and splashbacks.

Each worksurface is tough, hygienic and waterproof, with one long edge curved to give seamless protection from everything the kitchen can throw at it.

Spectra Curved-Edge Availability

Worktops:	3600 x 600 x 40mm
	1800 x 600 x 40mm*
	3000 x 665 x 40mm
	3000 x 900 x 40mm
Upstand:	3000 x 100 x 18mm
Splashback:	3000 x 1200 x 8mm

*Not available in quartz and gloss textures.

40mm Curved Edge



More Spectra
Curved-Edge
over the page...

Specification


- Spectra HPL surface is manufactured to BS/EN438 and is inherently heat, impact, moisture, UV and wear resistant.
- 3mm radius profile.
- The substrate is a high density chipboard manufactured to EN312 part 3 P2 grade and is FSC certified.
- A resin impregnated foil is applied to the underside of the worktop to offer additional moisture resistance.
- The front edge is sealed against moisture ingress with an injected hot melt wax.
- The rear edge of the worktop is sealed against moisture ingress with an injected hot melt wax.
- Packaged in heavy duty shrink wrapped polythene to avoid transit damage.
- Supplied with a free half length edging strip and care leaflet.
- Additional 1350mm length edging strips available.



For a copy of our Spectra Curved-Edge brochure call **0121 561 4245** or email your request to sales@blackheathproducts.co.uk

**Andromeda Black**

Quartz	Price Band C
Spectra Seal	Black
Colorfill	CF30
Upstand	✓
Splashback	✓
Sheet laminate	✓

**Black Spark**

Quartz	Price Band C
Spectra Seal	Black
Colorfill	CF30
Upstand	✓
Splashback	✓
Sheet laminate	✓

**Black Slate**

Gloss	Price Band B
Spectra Seal	Black
Colorfill	CF145
Upstand	✓
Splashback	✓
Sheet laminate	✓

**Black Slate**


Satin	Price Band A
Spectra Seal	Black
Colorfill	CF145
Upstand	✓
Splashback	✓
Sheet laminate	✓

**Black Sirius**

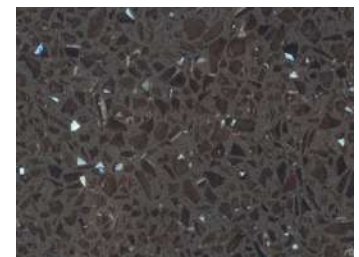
Sirius	Price Band C
Spectra Seal	Black
Colorfill	CF145
Upstand	✓
Splashback	✓
Sheet laminate	✓

**Taurus Black**

Satin	Price Band A
Spectra Seal	Black
Colorfill	CF145
Upstand	✓
Splashback	✓
Sheet laminate	✓

**Lunar Night**

Glaze	Price Band C
Spectra Seal	Dark Grey
Colorfill	CF145
Upstand	✓
Splashback	✓
Sheet laminate	✓

**Stone Spark**

Quartz	Price Band C
Spectra Seal	Clear
Colorfill	CF256
Upstand	✓
Splashback	✓
Sheet laminate	✓

**Andromeda Smoke**

Quartz	Price Band C
Spectra Seal	Dark Grey
Colorfill	CF145
Upstand	✓
Splashback	✓
Sheet laminate	✓

**Celtic Granite**


Glaze	Price Band C
Spectra Seal	Dark Grey
Colorfill	CF89
Upstand	✓
Splashback	✓
Sheet laminate	✓

**Anthracite Artstone**

Glaze	Price Band C
Spectra Seal	Dark Grey
Colorfill	CF290
Upstand	✓
Splashback	✓
Sheet laminate	✓

**Lava Sand**

Matt	Price Band A
Spectra Seal	Dark Brown
Colorfill	CF256
Upstand	✓
Splashback	✓
Sheet laminate	✓

**New Grey Slate**

Mika	Price Band C
Spectra Seal	Dark Grey
Colorfill	CF290
Upstand	✓
Splashback	✓
Sheet laminate	✓

**Grey Shuttered Concrete**

Stone	Price Band A
Spectra Seal	Light Grey
Colorfill	CF259
Upstand	✓
Splashback	✓
Sheet laminate	✓

**Natural Limestone**

Stone	Price Band A
Spectra Seal	Light Grey
Colorfill	CF47
Upstand	✓
Splashback	✓
Sheet laminate	✓

**Grey Lightning Stone**

Stone	Price Band A
Spectra Seal	Light Grey
Colorfill	CF76
Upstand	✓
Splashback	✓
Sheet laminate	✓



Grey Peppered Spark

Quartz	Price Band C
Spectra Seal	Light Grey
Colorfill	CF41
Upstand	✓
Splashback	✓
Sheet laminate	✓



Andromeda Storm

Quartz	Price Band C
Spectra Seal	Light Grey
Colorfill	CF259
Upstand	✓
Splashback	✓
Sheet laminate	✓




Corinthian Marble

Matt	Price Band A
Spectra Seal	Dark Grey
Colorfill	CF319
Upstand	✓
Splashback	✓
Sheet laminate	✓



Italian Granite

Glaze	Price Band C
Spectra Seal	Clear
Colorfill	CF421
Upstand	✓
Splashback	✓
Sheet laminate	✓



Dolce Vita

Nature	Price Band B
Spectra Seal	Beige
Colorfill	CF39
Upstand	✓
Splashback	✓
Sheet laminate	✓



Autumn Granite

Glaze	Price Band C
Spectra Seal	Clear
Colorfill	CF322
Upstand	✓
Splashback	✓
Sheet laminate	✓




Taurus Beige

Matt	Price Band A
Spectra Seal	Cream
Colorfill	CF205
Upstand	✓
Splashback	✓
Sheet laminate	✓



Sand Spark

Quartz	Price Band C
Spectra Seal	Clear
Colorfill	CF205
Upstand	✓
Splashback	✓
Sheet laminate	✓



White Sirius

Sirius	Price Band C
Spectra Seal	Cream
Colorfill	CF44
Upstand	✓
Splashback	✓
Sheet laminate	✓



Light Cream Delight

Nature	Price Band B
Spectra Seal	Cream
Colorfill	CF23
Upstand	✓
Splashback	✓
Sheet laminate	✓



Andromeda Cloud

Quartz	Price Band C
Spectra Seal	Light Grey
Colorfill	CF49
Upstand	✓
Splashback	✓
Sheet laminate	✓



Snow Spark

Quartz	Price Band C
Spectra Seal	White
Colorfill	CF70
Upstand	✓
Splashback	✓
Sheet laminate	✓

**Andromeda White**

Quartz	Price Band C
Spectra Seal	White
Colorfill	CF70
Upstand	✓
Splashback	✓
Sheet laminate	✓

**Carrera Marble**

Matt	Price Band A
Spectra Seal	White
Colorfill	CF69
Upstand	✓
Splashback	✓
Sheet laminate	✓

**Andromeda Burgundy**

Quartz	Price Band C
Spectra Seal	Clear
Colorfill	CF15
Upstand	✓
Splashback	✓
Sheet laminate	✓

**Weathered Stavewood**

Wood	Price Band A
Spectra Seal	Dark Brown
Colorfill	CF291
Upstand	✓
Splashback	✓
Sheet laminate	✓

**Natural Elm**

Matt	Price Band A
Spectra Seal	Dark Brown
Colorfill	CF126
Upstand	✓
Splashback	✓
Sheet laminate	✓

**Walnut Butchers Block**

Matt	Price Band A
Spectra Seal	Dark Brown
Colorfill	CF43
Upstand	✓
Splashback	✓
Sheet laminate	✓

**Colmar Oak**

Wood	Price Band A
Spectra Seal	Light Brown
Colorfill	CF291
Upstand	✓
Splashback	✓
Sheet laminate	✓

**Blocked Oak**

Matt	Price Band A
Spectra Seal	Light Brown
Colorfill	CF43
Upstand	✓
Splashback	✓
Sheet laminate	✓

**Cypress Cinnamon**

Wood	Price Band A
Spectra Seal	Beige
Colorfill	CF78
Upstand	✓
Splashback	✓
Sheet laminate	✓

**Walnut**

Matt	Price Band A
Spectra Seal	Light Brown
Colorfill	CF291
Upstand	✓
Splashback	✓
Sheet laminate	✓

**Natural Oak**

Wood	Price Band A
Spectra Seal	Light Brown
Colorfill	CF123
Upstand	✓
Splashback	✓
Sheet laminate	✓

**Shorewood**

Wood	Price Band A
Spectra Seal	Light Grey
Colorfill	CF265
Upstand	✓
Splashback	✓
Sheet laminate	✓

Spectra Curved-Edge Range	Price code	Price (RRP)
Worktops: Price Band A – Matt / Satin / Stone / Wood		
1800 x 600 x 40mm	40.16.74	£79.34
3600 x 600 x 40mm	40.40.36	£105.06
3000 x 665 x 40mm	40.00.58	£141.67
3000 x 900 x 40mm	40.06.401	£174.33
Splashback: Price Band A – Matt / Satin / Stone / Wood		
3000 x 1200 x 8mm	40.42.59	£158.73
Upstand: Price Band A – Matt / Satin / Stone / Wood		
3000 x 100 x 18mm	40.32.92	£48.71
Worktops: Price Band B – Gloss / Nature		
1800 x 600 x 40mm*	40.96.25	£87.81
3600 x 600 x 40mm	40.00.37	£121.67
3000 x 665 x 40mm	40.04.89	£164.00
3000 x 900 x 40mm	40.60.321	£205.11
Splashback: Price Band B – Gloss / Nature		
3000 x 1200 x 8mm	40.80.201	£170.14
Upstand: Price Band B – Gloss / Nature		
3000 x 100 x 18mm	40.06.33	£55.99
Worktops: Price Band C – Glaze / Quartz / Mika / Sirius		
1800 x 600 x 40mm*	40.43.85	£97.24
3600 x 600 x 40mm	40.05.48	£140.84
3000 x 665 x 40mm	40.18.231	£221.35
3000 x 900 x 40mm	40.24.531	£225.70
Splashback: Price Band C – Glaze / Quartz / Mika / Sirius		
3000 x 1200 x 8mm	40.00.311	£188.34
Upstand: Price Band C – Glaze / Quartz / Mika / Sirius		
3000 x 100 x 18mm	40.06.33	£55.99

*1800mm x 600mm not available in Gloss or Quartz

Egger Contemporary 40mm Worktops

Pegasus Anthracite



The Egger Contemporary Collection

A collection of 40mm post formed worktops have been developed to coordinate with the latest colour tones in kitchen design.

You will find both rustic and exotic woodgrains, cool stones and urban finishes alongside expert design thinking to bring your space to life.

Egger Contemporary Availability

Worktops:	2050 x 600 x 40mm
	2050 x 920 x 40mm
	4100 x 600 x 40mm
	4100 x 670 x 40mm
	4100 x 920 x 40mm
Upstand:	3000 x 120 x 18mm
Splashback:	3000 x 1200 x 8mm

40mm Curved Edge



Egger® Prices
can be found on page 18


Premium White 38mm	
W1000 ST89	
Spectra Seal	White
Colorfill	CF081
Upstand	✓
Splashback	✓
Additional edging	✓

Pegasus White 38mm	
F080 ST82	
Spectra Seal	White
Colorfill	CF115
Upstand	✓
Splashback	✓
Additional edging	✓

Ceramic Chalk 38mm	
F312 ST87	
Spectra Seal	Light Grey
Colorfill	CF050
Upstand	✓
Splashback	✓
Additional edging	✓



Trento Grey-Beige

**Avalon Cream**

F334 ST70

Spectra Seal Cream

Colorfill CF119

Upstand ✓

Splashback ✓

Additional edging ✓

**Cashmere**

U702 ST89

Spectra Seal Light Grey

Colorfill CF213

Upstand ✓

Splashback ✓

Additional edging ✓

**Trento Grey-Beige**

F133 ST82


Spectra Seal Beige

Colorfill CF93

Upstand ✓

Splashback ✓

Additional edging ✓

**Isodora Beige**

F326 ST82

Spectra Seal Light Grey

Colorfill CF269

Upstand ✓

Splashback ✓

Additional edging ✓

**Boston Concrete**

F283 ST22

Spectra Seal Light Grey

Colorfill CF406

Upstand ✓

Splashback ✓

Additional edging ✓

**Tivoli Anthracite**

F293 ST28

Spectra Seal Dark Grey

Colorfill CF256

Upstand ✓

Splashback ✓

Additional edging ✓

**Pegasus Anthracite 38mm**

F081 ST82

Spectra Seal Dark Grey

Colorfill CF089

Upstand ✓

Splashback ✓

Additional edging ✓

**Tessina Terra 38mm**

F222 ST87

Spectra Seal Dark Grey

Colorfill CF290

Upstand ✓

Splashback ✓

Additional edging ✓

**Architipo Terra**

F091 ST87

Spectra Seal Dark Grey

Colorfill CF290

Upstand ✓

Splashback ✓

Additional edging ✓




More Egger®

over the page...



Egger Samples


Egger laminate swatches can be requested via our free 24 hour fax line: **0800 634 0113**, by calling **0121 561 4245** or alternatively email your request to **sales@blackheathproducts.co.uk**



Ceramic Anthracite

F311 ST87

Spectra Seal	Dark Grey
Colorfill	CF414
Upstand	✓
Splashback	✓
Additional edging	✓



Black Granite

F040 ST82

Spectra Seal	Dark Grey
Colorfill	CF319
Upstand	✓
Splashback	✓
Additional edging	✓



Black

U999 ST89

Spectra Seal	Black
Colorfill	CF145
Upstand	✓
Splashback	✓
Additional edging	✓



White Fleetwood



White Fleetwood

H3450 ST36

Spectra Seal	Cream
Colorfill	CF121
Upstand	✓
Splashback	✓
Additional edging	✓



Coco Bolo

H3012 ST22

Spectra Seal	Light Brown
Colorfill	CF026
Upstand	✓
Splashback	✓
Additional edging	✓



Grey Bardolino Oak

H1146 ST10




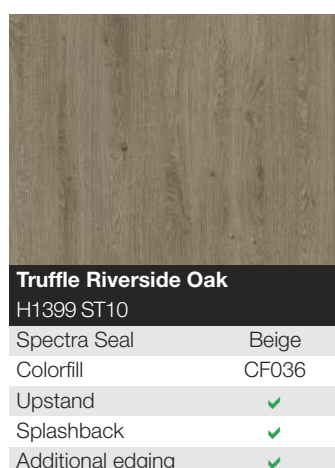

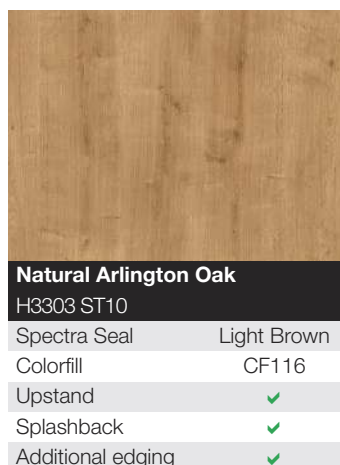
Spectra Seal	Beige
Colorfill	CF123
Upstand	✓
Splashback	✓
Additional edging	✓



Natural Hickory

H3730 ST10

Spectra Seal	Light Brown
Colorfill	CF147
Upstand	✓
Splashback	✓
Additional edging	✓



Egger Contemporary Range	Price code	Price (RRP)
Worktops		
2050 x 600 x 40mm	40.12.54	£75.34
4100 x 600 x 40mm	40.50.28	£136.74
4100 x 670 x 40mm	40.03.421	£207.17
2050 x 920 x 40mm	40.91.77	£128.66
4100 x 920 x 40mm	40.83.441	£240.63
Splashback		
3000 x 1200 x 8mm	40.90.131	£218.49
Upstand		
3000 x 120 x 18mm	40.14.42	£40.69

Axiom® by Formica Group 40mm Worktops



The heart of the kitchen

Axiom® by Formica Group, one of the UK and Ireland's leading kitchen worktop and accessories range. Offering a great choice of designs, textures and materials to help you create the dream kitchen your customer will enjoy for years to come.

40mm Worktop Availability

Crystal, Matte 58, Woodland, Lumber:
3000 x 600mm, 4100 x 600mm, 4100 x 665mm,
2000 x 900mm and 4100 x 900mm

All other textures:
3600 x 600mm, 3600 x 665mm
and 3600 x 900mm

40mm Curved Edge

Platinum Black (PP7682)

Platinum Black (PP7682)	
Platinum Etchings	Linea
Spectra Seal	Black
Colorfill	CF30
Upstand	✓
Splashback	✓
Sheet laminate	✓

Everest (PP5568)	
Crystal	Axis
Spectra Seal	Black
Colorfill	CF145
Upstand	✓
Splashback	✓
Sheet laminate	✓

Everest (PP5568)	
Gloss	Linea
Spectra Seal	Black
Colorfill	CF145
Upstand	✓
Splashback	✓
Sheet laminate	✓

Basalt Slate (PP3690)	
Honed	Linea
Spectra Seal	Black
Colorfill	CF145
Upstand	✓
Splashback	✓
Sheet laminate	✓




Axiom® Prices
can be found on page 26

Specification

- The Axiom® HPL surface is manufactured by Formica to BS/EN438 and is inherently heat, impact, moisture, UV and wear resistant.
- A choice of profiles, each with a wrap-under laminate to the front edge producing a drip barrier, plus a 10mm water proof adhesive barrier which runs the length of the worktop to act as an additional moisture barrier.
- The substrate is a high density chipboard manufactured to EN312 part 3 P2 grade.
- The front edge is sealed against moisture ingress with an injected hot melt wax.
- The rear edge of the worktop is sealed against moisture ingress with an injected hot melt wax.
- Worktop and 1.8m edging strip packaged in heavy duty polythene wrap to help avoid transit damage.







Avalon Granite Black (PP6967)
Etchings Axis

Spectra Seal	Dark Grey
Colorfill	CF145
Upstand	✓
Splashback	✓
Sheet laminate	✓




Avalon Granite Black (PP6967)
Matte 58 Axis

Spectra Seal	Dark Grey
Colorfill	CF145
Upstand	✓
Splashback	✓
Sheet laminate	✓



Black Storm (PP6357)
Gloss Linea

Spectra Seal	Dark Grey
Colorfill	CF232
Upstand	✓
Splashback	✓
Sheet laminate	✓



Worktop prices also include **one free cut**† across the width if required, making transportation easier.

Please allow for a 25mm spoilage when specifying the exact position of the cut.

† Only available on Crystal and Matte textures worksurfaces.



Midnight Stone (PP6280)
Lustre Axis

Spectra Seal	Dark Grey
Colorfill	CF145
Upstand	✓
Splashback	✓
Sheet laminate	✓



Jet (PP0899)
Crystal Axis

Spectra Seal	Dark Grey
Colorfill	CF145
Upstand	✓
Splashback	✓
Sheet laminate	✓



Platinum Graphite (PP7681)
Platinum Etchings Linea

Spectra Seal	Dark Grey
Colorfill	CF20
Upstand	✓
Splashback	✓
Sheet laminate	✓



Paloma Black (PP6364)
Matte 58 Axis

Spectra Seal	Black
Colorfill	CF324
Upstand	✓
Splashback	✓
Sheet laminate	✓




Paloma Black (PP6364)
Gloss Linea

Spectra Seal	Black
Colorfill	CF324
Upstand	✓
Splashback	✓
Sheet laminate	✓



Black Fleck (PP5013)
Crystal Axis

Spectra Seal	Light Grey
Colorfill	CF145
Upstand	✓
Splashback	✓
Sheet laminate	✓



Paloma Dark Grey (PP6366)
Matte 58 Axis

Spectra Seal	Dark Grey
Colorfill	CF020
Upstand	✓
Splashback	✓
Sheet laminate	✓



Charcoal Splatter (PP0195)
Crystal Axis

Spectra Seal	Light Grey
Colorfill	CF40
Upstand	✓
Splashback	✓
Sheet laminate	✓



Black Sequoia (PP6369)
Scovato Axis

Spectra Seal	Dark Grey
Colorfill	CF290
Upstand	✓
Splashback	✓
Sheet laminate	✓



Slate Sequoia (PP3462)
Scovato Linea

Spectra Seal	Dark Grey
Colorfill	CF036
Upstand	✓
Splashback	✓
Sheet laminate	✓



Breccia Marrone (PP6371)
Honed Linea

Spectra Seal	Dark Grey
Colorfill	CF318
Upstand	✓
Splashback	✓
Sheet laminate	✓



Samples

Axiom® laminate swatches can be requested via our 24 hour fax line **0191 258 2719**, by calling **0191 259 3478** or alternatively email your request to samples.uk@formica.com



Axiom® Feature Splashbacks

can be found
on pages 25-26



Kerala Granite (PP6272)	
Etching	Axis
Spectra Seal	Dark Grey
Colorfill	CF232
Upstand	✓
Splashback	✓
Sheet laminate	✓



Jamocha Granite (PP7734)	
Etchings	Axis
Spectra Seal	Dark Brown
Colorfill	CF36
Upstand	✓
Splashback	✓
Sheet laminate	✓



Jamocha Granite (PP7734)	
Gloss	Linea
Spectra Seal	Dark Brown
Colorfill	CF36
Upstand	✓
Splashback	✓
Sheet laminate	✓



Breccia Pacifica (PP6370)



Butterum Granite (PP7732)	
Etchings	Axis
Spectra Seal	Light Brown
Colorfill	CF178
Upstand	✓
Splashback	✓
Sheet laminate	✓



Butterum Granite (PP7732)	
Gloss	Linea
Spectra Seal	Light Brown
Colorfill	CF178
Upstand	✓
Splashback	✓
Sheet laminate	✓



Cappuccino Stone (PP6283)	
Lustre	Axis
Spectra Seal	Beige
Colorfill	CF036
Upstand	✓
Splashback	✓
Sheet laminate	✓



Breccia Pacifica (PP6370)	
Honed	Linea
Spectra Seal	Light Grey
Colorfill	CF265
Upstand	✓
Splashback	✓
Sheet laminate	✓

**Classic Crystal Granite (PP9284)**

Etchings	Axis
Spectra Seal	Beige
Colorfill	CF96
Upstand	✓
Splashback	✓
Sheet laminate	✓

**Café Azul (PP6319)**

Lustre	Axis
Spectra Seal	Beige
Colorfill	CF53
Upstand	✓
Splashback	✓
Sheet laminate	✓

**Terra Grafite (PP7675)**


Satin NDF	Axis
Spectra Seal	Dark Brown
Colorfill	CF13
Upstand	✓
Splashback	✓
Sheet laminate	✓

**Marfil Pomice (PP7673)**

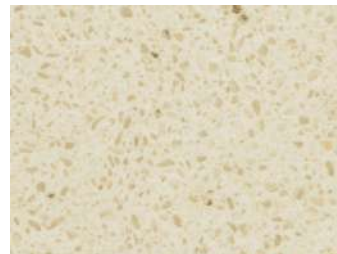
Satin NDF	Axis
Spectra Seal	Beige
Colorfill	CF93
Upstand	✓
Splashback	✓
Sheet laminate	✓

**Terra Grafite (PP7675)****Travertine (PP3526)**

Etching	Axis
Spectra Seal	Cream
Colorfill	CF96
Upstand	✓
Splashback	✓
Sheet laminate	✓

**Citrine (PP6282)**

Lustre	Axis
Spectra Seal	Cream
Colorfill	CF031
Upstand	✓
Splashback	✓
Sheet laminate	✓

**Paloma Cream (PP6368)**

Matte 58	Axis
Spectra Seal	Cream
Colorfill	CF031
Upstand	✓
Splashback	✓
Sheet laminate	✓

**Paloma White (PP6365)**

Matte 58	Axis
Spectra Seal	Light Grey
Colorfill	CF53
Upstand	✓
Splashback	✓
Sheet laminate	✓

**Paloma White (PP6365)**

Gloss	Linea
Spectra Seal	Light Grey
Colorfill	CF53
Upstand	✓
Splashback	✓
Sheet laminate	✓

**Platinum Cloud (PP7677)**

Platinum Etchings	Linea
Spectra Seal	Light Grey
Colorfill	CF115
Upstand	✓
Splashback	✓
Sheet laminate	✓

**Platinum White (PP7680)**

Platinum Etchings	Linea
Spectra Seal	White
Colorfill	CF70
Upstand	✓
Splashback	✓
Sheet laminate	✓

**Platinum Cyclone (PP7678)**

Platinum Etchings	Linea
Spectra Seal	Dark Grey
Colorfill	CF290
Upstand	✓
Splashback	✓
Sheet laminate	✓

Axiom® Guarantee

Axiom® worktops include a lifetime guarantee to cover defective materials and/or manufacture, excluding gloss worktops.

Please refer to the Axiom® warranty statement for full details.



Platinum Tornado (PP7679)	
Platinum Etchings	Linea
Spectra Seal	Light Grey
Colorfill	CF40
Upstand	✓
Splashback	✓
Sheet laminate	✓



Brushed Concrete (PP6275)	
Matte 58	Axis
Spectra Seal	Light Grey
Colorfill	CF40
Upstand	✓
Splashback	✓
Sheet laminate	✓



Xenon (PP0193)	
Matte 58	Axis
Spectra Seal	Light Grey
Colorfill	CF088
Upstand	✓
Splashback	✓
Sheet laminate	✓




Paloma Light Grey (PP6367)	
Matte 58	Axis
Spectra Seal	Light Grey
Colorfill	CF042
Upstand	✓
Splashback	✓
Sheet laminate	✓




Imperial White (PP6281)	
Lustre	Axis
Spectra Seal	Light Grey
Colorfill	CF08
Upstand	✓
Splashback	✓
Sheet laminate	✓



Veneto Marble (PP7674)	
Satin NDF	Axis
Spectra Seal	White
Colorfill	CF70
Upstand	✓
Splashback	✓
Sheet laminate	✓



White (PP1340)	
Matte 58	Axis
Spectra Seal	White
Colorfill	CF070
Upstand	✓
Splashback	✓
Sheet laminate	✓



Crisp White (PP6340)	
Gloss	Linea
Spectra Seal	White
Colorfill	CF70
Upstand	✓
Splashback	✓
Sheet laminate	✓



Axiom® Prices


can be found on page 26




Crisp White (PP6340)




Shadow Oak (PP6695)	
Puregrain	Axis
Spectra Seal	Dark Brown
Colorfill	CF290
Upstand	✓
Splashback	✗
Sheet laminate	✓



Scarlet Oak (PP6358)	
Puregrain	Axis
Spectra Seal	Dark Brown
Colorfill	CF261
Upstand	✓
Splashback	✗
Sheet laminate	✓




Wenge Butcher Block (PP6965)	
Lumber	Axis
Spectra Seal	Dark Brown
Colorfill	CF106
Upstand	✓
Splashback	✗
Sheet laminate	✓



Bark Microplank (PP6058)	
Woodland	Axis
Spectra Seal	Dark Brown
Colorfill	CF408
Upstand	✓
Splashback	✗
Sheet laminate	✓



Wide Planked Walnut (PP9479)




Wide Planked Walnut (PP9479)	
Woodland	Axis
Spectra Seal	Light Brown
Colorfill	CF43
Upstand	✓
Splashback	✗
Sheet laminate	✓




Walnut Microplank (PP6361)	
Woodland	Axis
Spectra Seal	Light Brown
Colorfill	CF257
Upstand	✓
Splashback	✗
Sheet laminate	✓




Walnut Butcher Block (PP0911)	
Woodland	Axis
Spectra Seal	Light Brown
Colorfill	CF257
Upstand	✓
Splashback	✗
Sheet laminate	✓





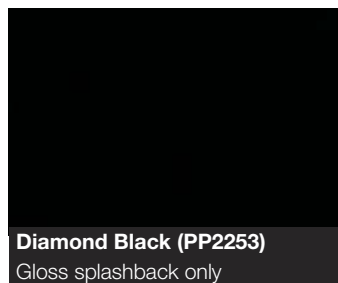

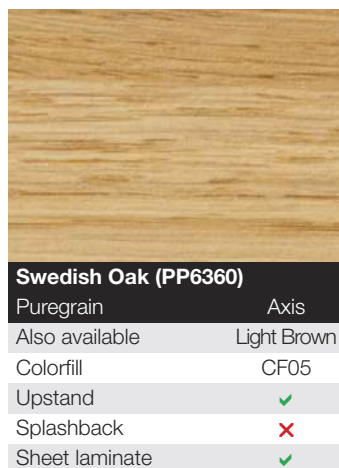
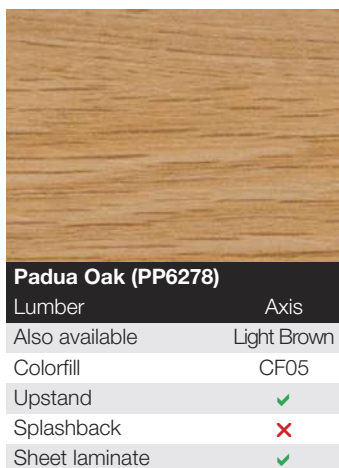
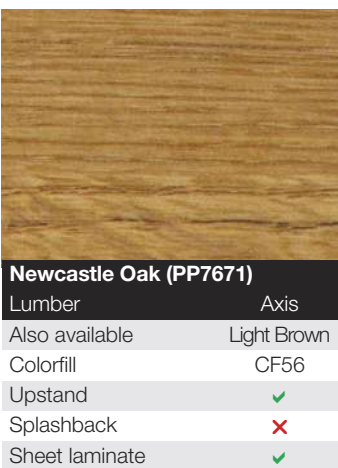
Oriental Block (PP0847)	
Lumber	Axis
Spectra Seal	Light Brown
Colorfill	CF43
Upstand	✓
Splashback	✗
Sheet laminate	✓



Thai Beamwood (PP7670)	
Puregrain	Axis
Spectra Seal	Beige
Colorfill	CF86
Upstand	✓
Splashback	✗
Sheet laminate	✓




Authentic Formwood (PP7676)	
Scovato	Linea
Spectra Seal	Light Grey
Colorfill	CF265
Upstand	✓
Splashback	✓
Sheet laminate	✓




Axiom Feature Splashbacks (continued)



Frosted Copper (PP6351)
Gloss splashback only



Just Gold (PP8857)
Gloss splashback only




Frosted Gold (PP6352)
Gloss splashback only



Beige Canvas (PP6693)
Plex splashback only



Cassis (PP6903)
Gloss splashback only



Leaf Green (PP8820)
Gloss splashback only



Blue Canvas (PP6694)
Plex splashback only




Frosted Jade (PP6353)
Gloss splashback only



Wasabi (PP5341)
Gloss splashback only



Carnaval (PP1238)
Gloss splashback only



Crisp White (PP6340)
Gloss splashback only



Wasabi Splashback (PP5341)



Blue Canvas Splashback (PP6694)

Axiom® by Formica Range	Price code	Price (RRP)
Worktops: Crystal / Matte / Lumber / Woodland		
3000 x 600 x 40mm	40.05.05	£84.17
4000 x 600 x 40mm	40.91.09	£150.32
4100 x 665 x 40mm	40.14.631	£227.36
2000 x 900 x 40mm	40.65.97	£132.59
4100 x 900 x 40mm	40.10.051	£250.02
Worktops: Etchings / Gloss / Honed / Lustre / Puregrain / Satin NDF / Scovato		
3600 x 600 x 40mm	40.66.001	£167.77
3600 x 665 x 40mm	40.82.251	£253.81
3600 x 900 x 40mm	40.25.761	£279.20
Worktops: Platinum		
3600 x 600 x 40mm	40.66.511	£192.77
3600 x 665 x 40mm	40.93.761	£278.99
3600 x 900 x 40mm	40.78.181	£303.12
Upstands		
3000 x 100 x 20mm	40.38.63	£61.38
Splashback: Crystal / Matte / Lumber / Woodland		
3030 x 1200 x 8mm	40.75.311	£189.28
Splashback: Etchings / Gloss / Honed / Lustre / Puregrain / Satin NDF / Scovato		
3030 x 1200 x 8mm	40.23.521	£208.87
Splashbacks: Platinum / Brushed Aluminium / Chalkboard		
3030 x 1200 x 8mm	40.89.271	£288.30
3030 x 600 x 8mm	40.08.09	£151.33
Splashbacks: Plain Colour Gloss / Frosted / Plex		
3030 x 1200 x 8mm	40.34.321	£205.72
3030 x 600 x 8mm	40.97.46	£107.98

Curved Edge Worktop Prices



For the Tandem 30mm Curved Edge Range

refer to page 07



For the Tandem 40mm Curved Edge Range

refer to page 09



For the Spectra Curved Edge Range

refer to page 11



For the Egger Contemporary Range

refer to page 15



For the Axiom Range

refer to page 19



Axiom | Breccia Pacifica

TANDEM 30mm

Tandem 30mm Range	Price code	Price (RRP)
Worktops: Price Band A – Glaze / Matt / Satin / Wood		
3000 x 600 x 30mm	40.77.92	£49.62
3000 x 900 x 30mm	40.30.57	£125.06
Splashback: Price Band A – Glaze / Matt / Satin / Wood		
3000 x 1200 x 8mm	40.32.59	£158.71
Upstand: Price Band A – Glaze / Matt / Satin / Wood		
3000 x 100 x 18mm	40.32.92	£48.71
Worktops: Price Band B – Gloss / Quartz		
3000 x 600 x 30mm	40.04.43	£57.34
3000 x 900 x 30mm	40.00.58	£141.67
Splashback: Price Band B – Gloss / Quartz		
3000 x 1200 x 8mm	40.80.201	£170.14
Upstand: Price Band B – Gloss / Quartz		
3000 x 100 x 18mm	40.06.33	£55.99



Tandem | Cypress Cinnamon

TANDEM 40mm

Tandem 40mm Range	Price code	Price (RRP)
Worktops: Price Band A – Glaze / Matt / Satin / Wood		
3000 x 600 x 40mm	40.14.64	£77.34
3000 x 900 x 40mm	40.06.401	£174.33
Splashback: Price Band A – Glaze / Matt / Satin / Wood		
3000 x 1200 x 8mm	40.32.59	£158.71
Upstand: Price Band A – Glaze / Matt / Satin / Wood		
3000 x 100 x 18mm	40.32.92	£48.71
Worktops: Price Band B – Gloss / Quartz		
3000 x 600 x 40mm	40.37.55	£92.88
3000 x 900 x 40mm	40.60.321	£205.11
Splashback: Price Band B – Gloss / Quartz		
3000 x 1200 x 8mm	40.80.201	£170.14
Upstand: Price Band B – Gloss / Quartz		
3000 x 100 x 18mm	40.06.33	£55.99

spectra Curved Edge


Spectra Curved-Edge Range	Price code	Price (RRP)
Worktops: Price Band A – Matt / Satin / Stone / Wood		
1800 x 600 x 40mm	40.16.74	£79.34
3600 x 600 x 40mm	40.40.36	£105.06
3000 x 665 x 40mm	40.00.58	£141.67
3000 x 900 x 40mm	40.06.401	£174.33
Splashback: Price Band A – Matt / Satin / Stone / Wood		
3000 x 1200 x 8mm	40.42.59	£158.73
Upstand: Price Band A – Matt / Satin / Stone / Wood		
3000 x 100 x 18mm	40.32.92	£48.71
Worktops: Price Band B – Gloss / Nature		
1800 x 600 x 40mm*	40.96.25	£87.81
3600 x 600 x 40mm	40.00.37	£121.67
3000 x 665 x 40mm	40.04.89	£164.00
3000 x 900 x 40mm	40.60.321	£205.11
Splashback: Price Band B – Gloss / Nature		
3000 x 1200 x 8mm	40.80.201	£170.14
Upstand: Price Band B – Gloss / Nature		
3000 x 100 x 18mm	40.06.33	£55.99
Worktops: Price Band C – Glaze / Quartz / Mika / Sirius		
1800 x 600 x 40mm*	40.43.85	£97.24
3600 x 600 x 40mm	40.05.48	£140.84
3000 x 665 x 40mm	40.18.231	£221.35
3000 x 900 x 40mm	40.24.531	£225.70
Splashback: Price Band C – Glaze / Quartz / Mika / Sirius		
3000 x 1200 x 8mm	40.00.311	£188.34
Upstand: Price Band C – Glaze / Quartz / Mika / Sirius		
3000 x 100 x 18mm	40.06.33	£55.99

*1800mm x 600mm not available in Gloss or Quartz



EGGER

Egger Contemporary Range	Price code	Price (RRP)
Worktops		
2050 x 600 x 40mm	40.12.54	£75.34
4100 x 600 x 40mm	40.50.28	£136.74
4100 x 670 x 40mm	40.03.421	£207.17
2050 x 920 x 40mm	40.91.77	£128.66
4100 x 920 x 40mm	40.83.441	£240.63
Splashback		
3000 x 1200 x 8mm	40.90.131	£218.49
Upstand		
3000 x 120 x 18mm	40.14.42	£40.69



Axiom by FORMICA GROUP

Axiom® by Formica Range	Price code	Price (RRP)
Worktops: Crystal / Matte / Lumber / Woodland		
3000 x 600 x 40mm	40.05.05	£84.17
4000 x 600 x 40mm	40.91.09	£150.32
4100 x 665 x 40mm	40.14.631	£227.36
2000 x 900 x 40mm	40.65.97	£132.59
4100 x 900 x 40mm	40.10.051	£250.02
Worktops: Etchings / Gloss / Honed / Lustre / Puregrain / Satin NDF / Scovato		
3600 x 600 x 40mm	40.66.001	£167.77
3600 x 665 x 40mm	40.82.251	£253.81
3600 x 900 x 40mm	40.25.761	£279.20
Worktops: Platinum		
3600 x 600 x 40mm	40.66.511	£192.77
3600 x 665 x 40mm	40.93.761	£278.99
3600 x 900 x 40mm	40.78.181	£303.12
Upstands		
3000 x 100 x 20mm	40.38.63	£61.38
Splashback: Crystal / Matte / Lumber / Woodland		
3030 x 1200 x 8mm	40.75.311	£189.28
Splashback: Etchings / Gloss / Honed / Lustre / Puregrain / Satin NDF / Scovato		
3030 x 1200 x 8mm	40.23.521	£208.87
Splashbacks: Platinum / Brushed Aluminium / Chalkboard		
3030 x 1200 x 8mm	40.89.271	£288.30
3030 x 600 x 8mm	40.08.09	£151.33
Splashbacks: Plain Colour Gloss / Frosted / Plex		
3030 x 1200 x 8mm	40.34.321	£205.72
3030 x 600 x 8mm	40.97.46	£107.98

Worktop Accessories

spectra
collection

Spectra Seal is a waterproof, flexible sealant which bonds and seals at the same time



NEW and improved Worktop Sealant from Spectra

A new and improved range of sealants from Blackheath specifically designed to leave any job with clean, hygienic and colour matched seals.

- Bonds and seals shower panels, worktops, splashbacks, upstands and undermount sinks
- Colour matched to the panel to give a seamless finish
- Adheres to most surfaces: Quartz, Stainless Steel, Glass and many more
- Excellent bonding strength
- Flexible / waterproof joints



Spectra Seal
290ml (each)
£12.46
Price code: 40.84.70

BB complete
colour matched worktop sealant

BB Complete all-in-one adhesive
No need for silicone or separate fillers

- **3 year guarantee** against moisture ingress and expansion
- 6 most popular colours now in an easy-use syringe-style cartridge
- Brand new advanced formulation guarantees superb results
- Easy and flexible to work with for bonding, sealing and finishing
- Choice of 20 colour matches for over 100 worktop designs
- Comes in a C90 cartridge for a standard glue gun
- One job, One cartridge

Conditions of Warranty are available at www.bushboard.co.uk

BB Complete
290ml (each)
£29.49
Price code: 40.07.71



ColorFill Worktop Joint Sealant

ColorFill is a special sealant that combines the properties of an adhesive and water seal and will colour match all worktop laminates held in stock.

It comes in a 25g tube which is sufficient for one 600mm worktop joint. ColorFill dries hard and has been scientifically formulated and tested to resist water, detergents and domestic cleaners as efficiently as the laminate. It will also withstand direct heat and sunlight.



ColorFill from
£7.33
Price code: 40.04.40

ColorSealant Worktop Joint Sealant

ColorSealant is a special colour matched water based acrylic gap-filler and sealant. It's an extremely flexible material and intended mainly to fill and seal gaps between the wall and the back edge of the worktop.

Like ColorFill, the choice of colours has been carefully designed to provide the closest possible match to the widest range of worktops.



ColorSealant
£7.65
Price code: 40.95.40

ColorSealant colour samples available on request.

Adjustable Support Legs

These adjustable legs have proven to be very popular. The 870mm high version is available in five alternative finishes and makes an ideal support for a breakfast bar.

The smaller 710mm high legs are the perfect height for use as table legs and come in three finishes.

Both sizes have a 60mm diameter and incorporate a robust black plastic height adjustable foot.



Adjustable legs from

£17.⁵⁵

Price code: 40.35.01

Pull-bolts and Lamelloes

Our pull-bolts are made of galvanised steel and used in conjunction with the worktop mitre jig, an accurate and extremely strong mitre joint can be easily achieved.

Commonly known as 'biscuits', we also carry stocks of lamelloes to grip and level your two surfaces.

Pull Bolts (each)

£1.⁶⁶

Price code: 40.00.10

Lamelloes (each)

£0.⁰⁷

Price code: 40.40.00



Magic Eraser

Removes stains, scuff marks and dirt from virtually any surface.

£5.¹⁸

Price code: 40.11.30

Worktop Protector Rods

Stylish and practical, each rod has heat resistant self adhesive backing tape for easy application.


For accurate positioning the packaging also acts as a template to ensure the rods are equally spaced.



Protector rods

£21.⁸⁸

Price code: 40.31.31



Worktop Vent

Polished aluminium effect

£17.³⁹

Price code: 40.34.01



Contract Jig

£139.³¹

Price code: 40.95.38



SupaPlus Jig

£278.⁶⁵

Price code: 40.91.761

Aluminium Jointing Strips

The profiles are available in Silver or Black and match or complement the majority of manufacturers worktop profiles with the exception of Axiom Eclipse. The three profiles shown enable you to create a corner joint, a straight joint or finish off the cut end of a worktop.



Jointing strips from
£3.²⁹

Price code: 40.79.10

Worktop Accessories	Price code	Price (RRP)
Spectra Seal Worktop Sealant		
Spectra Seal, 290ml	40.84.70	£12.46
BB Complete Worktop Sealant		
BB Complete, 290ml	40.07.71	£29.49
ColorFill		
25g tube	40.04.40	£7.33
Solvent, 150ml bottle	40.84.20	£4.14
Solvent, 20ml bottle	40.60.10	£1.76
Spatula	40.04.40	£7.33
ColorFiller, 20g sachet	40.60.10	£1.76
ColorSealant, 310ml cartridge	40.95.40	£7.65
Mitrebond adhesive standard pack		
50g adhesive + 20ml activator	40.86.11	£19.46
Mitrebond adhesive super pack		
500g adhesive + 2x 400ml activator	40.15.46	£107.51
Mitrebond activator, 200ml	40.28.50	£9.70
Mitrepen with Mitrebond, 3x 50g	40.27.11	£19.54
Mitrepen activator pen, 20ml	40.04.40	£7.33
Mitrebond softwax repair kit	40.88.42	£41.46
Adjustable Support Legs 870mm		
Chrome, black, white	40.92.21	£20.48
Satin steel	40.31.61	£26.89
Adjustable Support Legs 710mm		
Chrome, black, white	40.35.01	£17.55
Worktop Protection		
Set of 6 stainless steel rods	40.31.31	£21.88
Pull bolts (150mm)	40.00.10	£1.66
Slimline pull bolts (100mm)	40.35.20	£4.22
Jointing lamellos	40.40.00	£0.07
Jointing lamellos (clear plastic)	40.85.00	£0.97
Heat reflective tape (45m roll)	40.14.90	£15.68
Heat reflective sheet (1m x 600mm)	40.24.40	£7.36
Heat reflective tape (3m x 50mm)	40.41.30	£5.23
Gloss surface cleaner (microfibre cloth)	40.12.50	£8.69
Magic eraser (pack of 4)	40.11.30	£5.18
Worktop Vent		
Aluminium effect	40.34.01	£17.39
Worktop Jigs		
Contract worktop jig	40.95.38	£139.31
SupaPlus worktop jig	40.91.761	£278.65
Aluminium Jointing Strips		
Silver 30mm 6mm profile	40.79.10	£3.29
Black 30mm 6mm profile	40.78.20	£4.78
Silver 40mm 3mm & 6mm profile	40.90.40	£6.81
Black 40mm 3mm & 6mm profile	40.24.40	£7.37
Silver 30mm x 900mm 6mm profile	40.87.70	£12.97
Silver 40mm x 900mm 3mm & 6mm profile	40.07.80	£14.50
Black 40mm x 900mm 3mm & 6mm profile	40.07.80	£14.50

Volume discounts available on most worktop accessories.

Display Discount

Display discounts are available. Please see your local Blackheath Area Sales Manager for further details. If you don't have an account with us please call **0121 561 4245** and we will send you an account application form.

Worksurface Display Options

In conjunction with various manufacturers, Blackheath Products have produced this attractive range of point of sale display stands and other marketing materials. Please note stand dimensions are shown below as width x height x depth.

**Spectra Square-Edge
Worktop Counter Top Stand**
830 x 410 x 480mm



£99.00

'Pay-back' criteria:

Purchase £1000 of Spectra Square-Edge worktops within 6 months of the display purchase for full reimbursement of stands cost.

**Spectra Square-Edge
Worktop Display Stand**
600 x 1635 x 600mm



£250.00

'Pay-back' criteria:

Purchase 40 or more Spectra Square-Edge worktops within 6 months of the display purchase for full reimbursement of stands cost.

**Spectra Slim-Edge
Worktop Display Stand**
504 x 267 x 214mm



£85.00

'Pay-back' criteria:

Purchase £950 or more of Spectra Slim-Edge worktops within 6 months of the display purchase for full reimbursement of stands cost.

**Evolve Square Edge
Worktop Display Stand**
590 x 1900 x 100mm



£100.00

'Pay-back' criteria:

Purchase 20 or more Evolve worktops within 6 months of the display purchase for full reimbursement of stands cost.

**Egger Premium Square Edge
Worktop Display Stand**
520 x 1780 x 370mm



£100.00

'Pay-back' criteria:

Purchase 20 or more Egger worktops within 6 months of the display purchase for full reimbursement of stands cost.

Spectra Slim-Edge | Concrete Woodprint (worktops), White Italian Marble (island unit)



Square Edge Worktops

Square edge worksurfaces are a strong designer trend because of the demand for a solid and seamless look.

Complementing any kitchen style, Blackheath Products offers three types of ultra-modern square edge worksurfaces to choose from and all come with matching upstands and splashbacks to complete the look.

We stock well-known brands such as Egger and Bushboard as well as our very own exclusive Spectra Square-Edge, Spectra-Slim-Edge and Spectra Solid-Wood ranges.

spectra
collection

E EGGER

BB evolve

Spectra Square-Edge Worktops

Carrera Marble

The 22mm and 40mm Spectra Square-Edge work surface range Exclusive to Blackheath Products

With the kitchen increasingly considered the heart of the home, it's hardly surprising as much thought is now given to appearance as functionality. However, while colour, finish and texture all play an integral role, it's important not to overlook the style of edging you choose for the work surfaces, breakfast bars and islands.

That's why we're pleased to welcome Square-Edge into the Spectra family of contemporary laminate surfaces. Delivering raw, powerful clean lines, this unapologetically modern edge is available in both 22mm and 40mm and contrasts beautifully with other surfaces, while creating a sense of structured order in a room where joyful chaos so often reigns.

Spectra Square-Edge Availability

Worktops:	4050 x 650 x 22mm
	4050 x 650 x 40mm
	4050 x 900 x 22mm
	2020 x 900 x 22mm
	4050 x 900 x 40mm
	2020 x 900 x 40mm
Multi-Purpose Panel:	4050 x 360 x 22mm
Splashback:	4050 x 1290 x 12mm
Upstand:	4050 x 100 x 12mm

22mm Square-Edge

40mm Square-Edge



For a copy of our Spectra Square-Edge brochure call

0121 561 4245

or email your request to

sales@blackheathproducts.co.uk

We've got you covered

To create a beautiful seamless finish from any angle, all Square-Edge work surfaces, breakfast bars and island units are sealed with an identical décor on both sides and all edges.

Through thick and thin

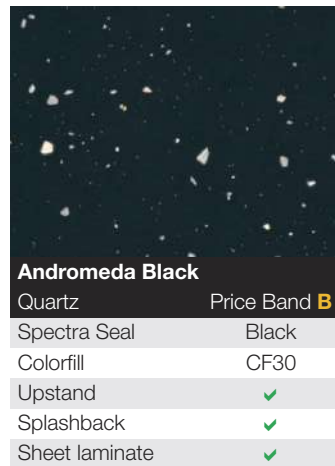
Whether you favour the understated beauty of 22mm or the raw power of 40mm, you'll find a Square-Edge surface to suit. As ever, a combination of both thicknesses is also an option.

Beautifully versatile

Designed for maximum versatility, Spectra Square-Edge can also be used for shelves and cabinet framing to bring further co-ordination into your kitchen and utility room.

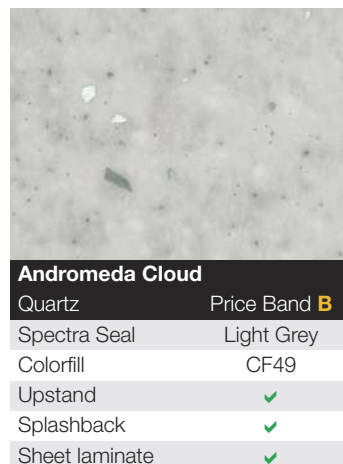
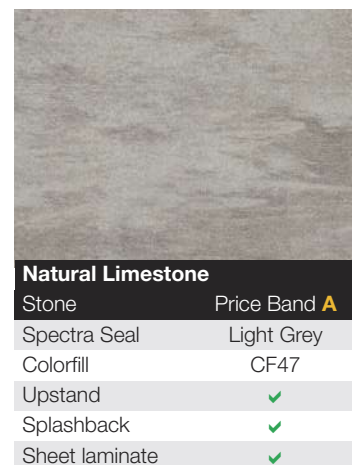
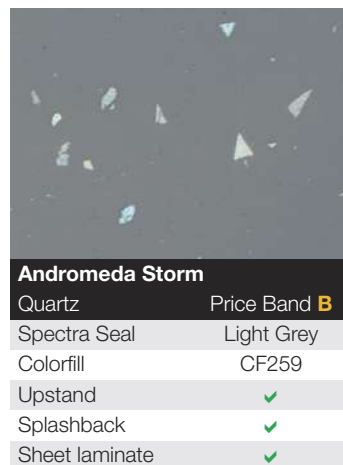
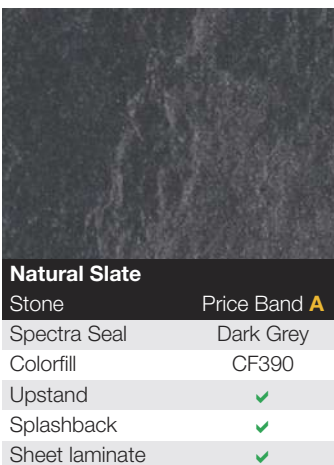
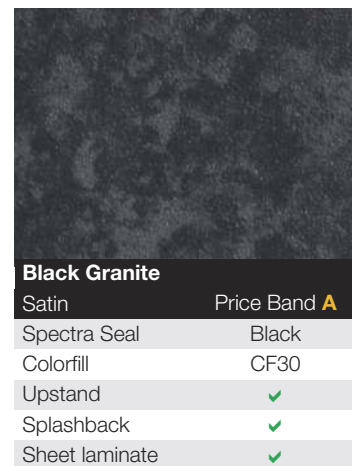
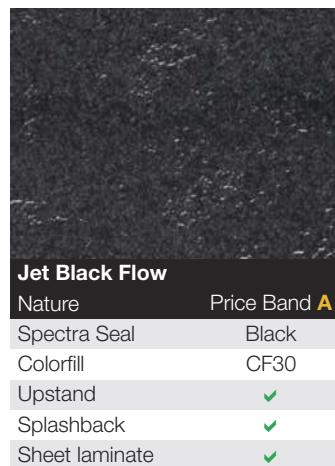


American Coco Bolo



More Spectra
Square Edge

over the page...



Custom-made Kitchen Work Surfaces Service

From unusual shapes to contrasting surfaces, we offer a custom-made service that can deliver outstanding stand out in your kitchen.

See page 37 for more details



Carrera Marble

Matt	Price Band A
Spectra Seal	White
Colorfill	CF69
Upstand	✓
Splashback	✓
Sheet laminate	✓



Light Cream Delight

Nature	Price Band A
Spectra Seal	Cream
Colorfill	CF23
Upstand	✓
Splashback	✓
Sheet laminate	✓



White Samara Stone

Satin	Price Band A
Spectra Seal	Clear
Colorfill	CF44
Upstand	✓
Splashback	✓
Sheet laminate	✓



Andromeda White

Quartz	Price Band B
Spectra Seal	White
Colorfill	CF70
Upstand	✓
Splashback	✓
Sheet laminate	✓



Carrera Marble



Alhambra Stone



Alhambra Stone

Nature	Price Band A
Spectra Seal	Dark Brown
Colorfill	CF36
Upstand	✓
Splashback	✓
Sheet laminate	✓



Dolce Vita

Nature	Price Band A
Spectra Seal	Beige
Colorfill	CF39
Upstand	✓
Splashback	✓
Sheet laminate	✓



Dark Grey Shorewood

Wood	Price Band A
Spectra Seal	Dark Grey
Colorfill	CF256
Upstand	✓
Splashback	✓
Sheet laminate	✓



Natural Elm

Matt	Price Band A
Spectra Seal	Dark Brown
Colorfill	CF126
Upstand	✓
Splashback	✓
Sheet laminate	✓



Natural Shorewood

Wood	Price Band A
Spectra Seal	Beige
Colorfill	CF265
Upstand	✓
Splashback	✓
Sheet laminate	✓



For the Spectra
40mm Curved-
Edge range

Turn to page 11



American Coco Bolo

Wood	Price Band A
Spectra Seal	Clear
Colorfill	CF026
Upstand	✓
Splashback	✓
Sheet laminate	✓



Block Walnut

Matt	Price Band A
Spectra Seal	Light Brown
Colorfill	CF43
Upstand	✓
Splashback	✓
Sheet laminate	✓



American Coco Bolo



Wild Rustic Oak



Wild Rustic Oak

Matt	Price Band A
Spectra Seal	Beige
Colorfill	CF112
Upstand	✓
Splashback	✓
Sheet laminate	✓



Natural Oak

Wood	Price Band A
Spectra Seal	Light Brown
Colorfill	CF123
Upstand	✓
Splashback	✓
Sheet laminate	✓

Spectra Square-Edge Range	Price code	Price (RRP)
Worktops: Price Band A – Matt / Satin / Stone / Wood / Nature		
4050 x 650 x 22mm	40.47.921	£216.24
4050 x 900 x 22mm	40.43.202	£337.23
2020 x 900 x 22mm	40.43.211	£187.24
4050 x 650 x 40mm	40.47.141	£236.24
4050 x 900 x 40mm	40.99.902	£349.98
2020 x 900 x 40mm	40.43.811	£197.24
4050 x 360 x 22mm	40.43.37	£122.24
Splashback: Price Band A – Matt / Satin / Stone / Wood / Nature		
4050 x 1290 x 12mm	40.13.901	£182.19
Upstand: Price Band A – Matt / Satin / Stone / Wood / Nature		
4050 x 100 x 12mm	40.59.32	£39.91
Accessories: Price Band A – Matt / Satin / Stone / Wood / Nature		
5m additional edging	40.19.22	£38.18
1m additional edging	40.00.50	£8.33
Worktops: Price Band B – Quartz		
4050 x 650 x 22mm	40.17.831	£231.19
4050 x 900 x 22mm	40.45.342	£405.90
2020 x 900 x 22mm	40.21.621	£210.20
4050 x 650 x 40mm	40.72.261	£270.45
4050 x 900 x 40mm	40.99.452	£424.98
2020 x 900 x 40mm	40.43.331	£222.24
4050 x 360 x 22mm	40.57.47	£124.59
Splashback: Price Band B – Quartz		
4050 x 1290 x 12mm	40.01.031	£216.84
Upstand: Price Band B – Quartz		
4050 x 100 x 12mm	40.78.52	£43.11
Accessories: Price Band B – Quartz		
5m additional edging	40.63.52	£42.26
1m additional edging	40.11.60	£10.18

4 steps to custom-made work surfaces

STEP 1: ORDERING

First, ask your kitchen designer to sketch the work surface and breakfast bar shapes you want, specifying whether you want 22mm or 40mm thickness.

And don't forget to include the dimensions and décor you require.

STEP 2: APPROVAL

After the designer has sent across the sketch we'll create a technical working drawing for you to review and approve.








STEP 3: SIGN OFF

Once we've received your kitchen retailer's written approval we'll get down to work.

STEP 4: DELIVERY

After we've triple-checked the finished custom-made surfaces we'll deliver them to your chosen location within three weeks of sign off.

Bespoke Worktop PP Edge

Dimensions	Size	SQUARE CUT		CURVED CUT	
		Price code	Price (RRP)	Price code	Price (RRP)
UP TO 1300mm x 400mm 	XXS	40.47.75	£96.24	40.61.87	£130.27
UP TO 1000mm x 650mm 	XS	40.38.29	£154.71	40.67.121	£202.94
UP TO 2020mm x 650mm 	S	40.67.431	£224.60	40.53.371	£288.92
UP TO 1000mm x 1200mm 	M	40.96.851	£264.48	40.37.102	£336.21
UP TO 2020mm x 1200mm 	L	40.55.412	£357.58	40.63.782	£478.93
UP TO 4050mm x 650mm 	L	40.55.412	£357.58	40.63.782	£478.93
UP TO 4050mm x 1200mm 	XL	40.21.862	£446.86	40.97.714	£696.32

Bespoke Thickness Worktops Laminate Edged – 60mm, 80mm and 100mm

Dimensions	Size	Price code	Price (RRP)	Bespoke thickness worktops are available in 60mm, 80mm and 100mm depths.
UP TO 1000mm x 650mm 	XS	40.19.041	£234.85	
UP TO 2020mm x 650mm 	S	40.73.522	£375.62	
UP TO 1000mm x 1200mm 	M	40.73.522	£375.62	
UP TO 2020mm x 1200mm 	L	40.75.373	£622.61	
UP TO 4050mm x 650mm 	L	40.75.373	£622.61	
UP TO 4050mm x 1200mm 	XL	40.31.345	£905.22	



Bespoke Undermount Seamless Sinks

Dimensions	Size	Price code	Price (RRP)	Factory fitted sink only price. Bespoke worktop price to be added separately. Available in Small, Medium and Large Sizes.
Stainless Steel 1.0 bowl sink*	440 x 400 x 220mm	40.00.504	£675.00	
Stainless Steel 1.0 bowl sink*	540 x 400 x 220mm	40.00.234	£720.00	
Stainless Steel 1.5 bowl sink*	594 x 400 x 220mm	40.02.385	£972.00	

*Not available in 60mm, 80mm or 100mm thicknesses

Example

Bespoke Stainless Steel 1.0 Bowl Sink (440 x 400 x 220mm)	Price code	Price (RRP)
	40.00.504	£675.00
Bespoke Worktop PP Edge (Up to 4050 x 650mm Large Size – Square Cut)	40.55.412	£357.58
TOTAL PRICE	40.55.916	£1032.58

Décor Name

Thickness



Square-Edge

Contemporary laminate surfaces

Quote/Order No. or Ref

(delete as applicable)

Décor Name

Ex Stock Components

Worktops

4050 x 650 x 22mm

4050 x 900 x 22mm

2020 x 900 x 22mm

4050 x 650 x 40mm

4050 x 900 x 40mm

2020 x 900 x 40mm

4050 x 360 x 22mm

Number Required

Splashbacks

4050 x 1290 x 12mm

Upstands

4050 x 100 x 12mm

Accessories

Additional Edging - 5m

Additional Edging - 1m

Spectra Seal 150ml *(state colour)*

Order Date

Delivery Date

Scale 1:20

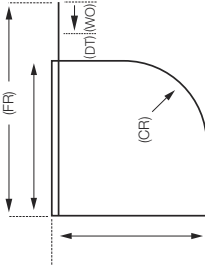
Spectra Square-Edge Bespoke

Denotes Radius Size

Denotes Finished Edge

Denotes Joint Position on Edging

Denotes Grain Direction



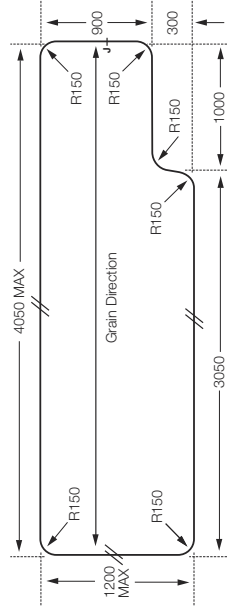
Calculating Finished Radius

(CR) Cabinet Radius
+ (DT) Door Thickness
+ (WO) Worktop Overhang
= (FR) Finished Radius

Radius Restrictions

22mm and 40mm ABS/PP Edged
Min Internal radius 70mm
Min External radius 30mm
60mm-80mm-100mm Laminate Edged
Min Internal radius 50mm
Min External radius 50mm

Example Diagram



Spectra Slim-Edge Worktops

White Italian Marble

Spectra Slim-Edge work surfaces Exclusive to Blackheath Products

Great design rarely shouts, but rather quietly commands. Such is the case with Spectra Slim-Edge worktops. Quick to install and impossible to ignore, they provide the perfect option for contemporary kitchens and utility areas.

At just 12mm in thickness, Spectra Slim-Edge is one of the thinnest work surfaces available on the market today. It's also one of the toughest too, not to mention most versatile and sophisticated.

We believe the way a worktop feels is just as important as the way it looks. It's why we've applied four distinctive textures across the Spectra Slim-Edge range to give each of the twelve décors a highly natural feel.

Spectra Slim-Edge Availability

Worktops:	3050 x 650 x 12mm 3050 x 950 x 12mm
Splashbacks:	3050 x 650 x 12mm 3050 x 950 x 12mm
Upstand:	3050 x 95 x 12mm

12mm Slim-Edge



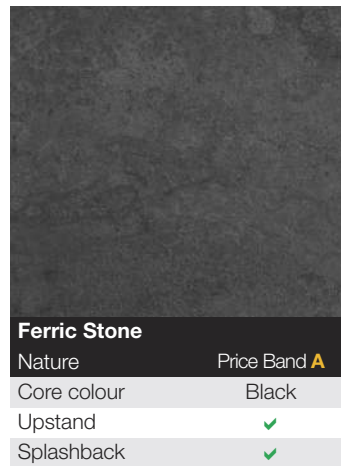
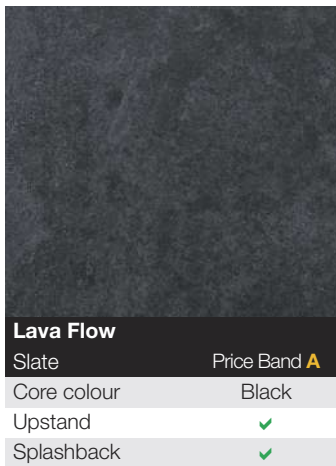
For a copy of our latest
Spectra Slim-Edge brochure call
0121 561 4245
or email your request to
sales@blackheathproducts.co.uk

Why choose Spectra Slim-Edge?

- **Stunning appearance** of natural stone or marble without the heavy price tag.
- **Impressive impact and abrasion resistance** thanks to its solid construction.
- **Completely waterproof**, enabling you to integrate with stylish drainer grooves and sleek undermounted sinks.
- **Hygienic design** ensures liquids can be easily wiped away without any surface absorption, greatly reducing the growth of bacteria.
- **Quicker and easier to install** than real stone or marble products, Slim-Edge doesn't require any time-consuming surveys and can be installed with regular woodworking tools.



Concrete Woodprint



Authentic Textures



Slate

Highlighted by an embossed matt finish, Slate offers a deeply textured finish.

Nature

This texture provides a subtle satin feel, suggesting the raw sensation of natural stone.

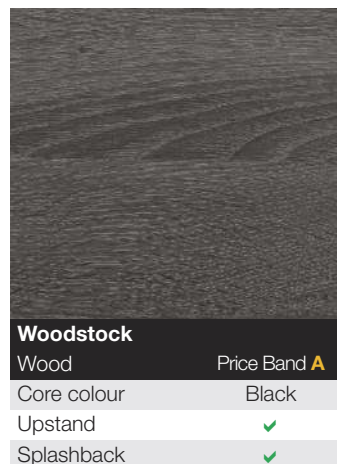
Matt

Providing a cool and smooth texture, matt evokes the feel of fully finished marble.



Wood

Providing a wood grain texture within a matt surface, this option ingeniously creates the effect of natural wood.



More Spectra
Slim-Edge

over the page...



All Slim-Edge
décor's are
12mm thick



Black Slate

Slate	Price Band A
Core colour	Black
Upstand	✓
Splashback	✓



Devon Slate

Slate	Price Band A
Core colour	Black
Upstand	✓
Splashback	✓



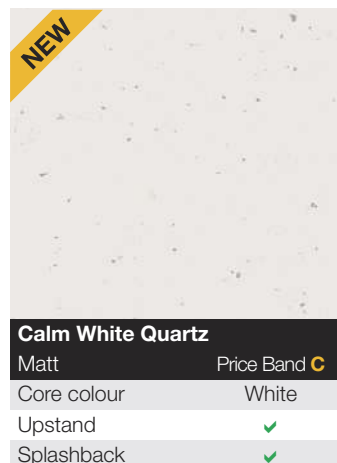
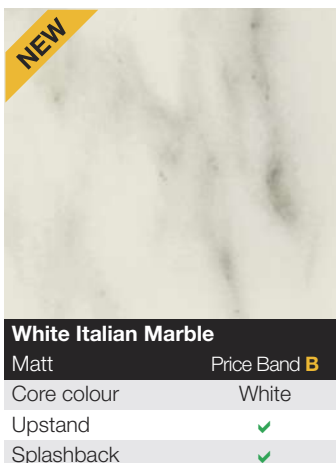
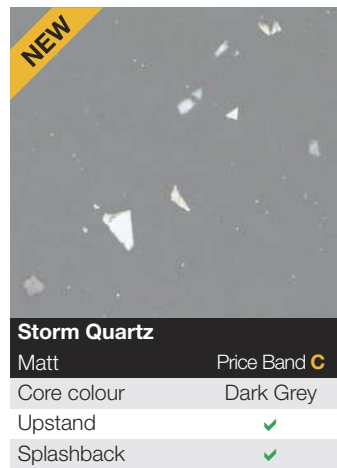
Concrete Woodprint

Nature	Price Band A
Core colour	Black
Upstand	✓
Splashback	✓





White Italian Marble

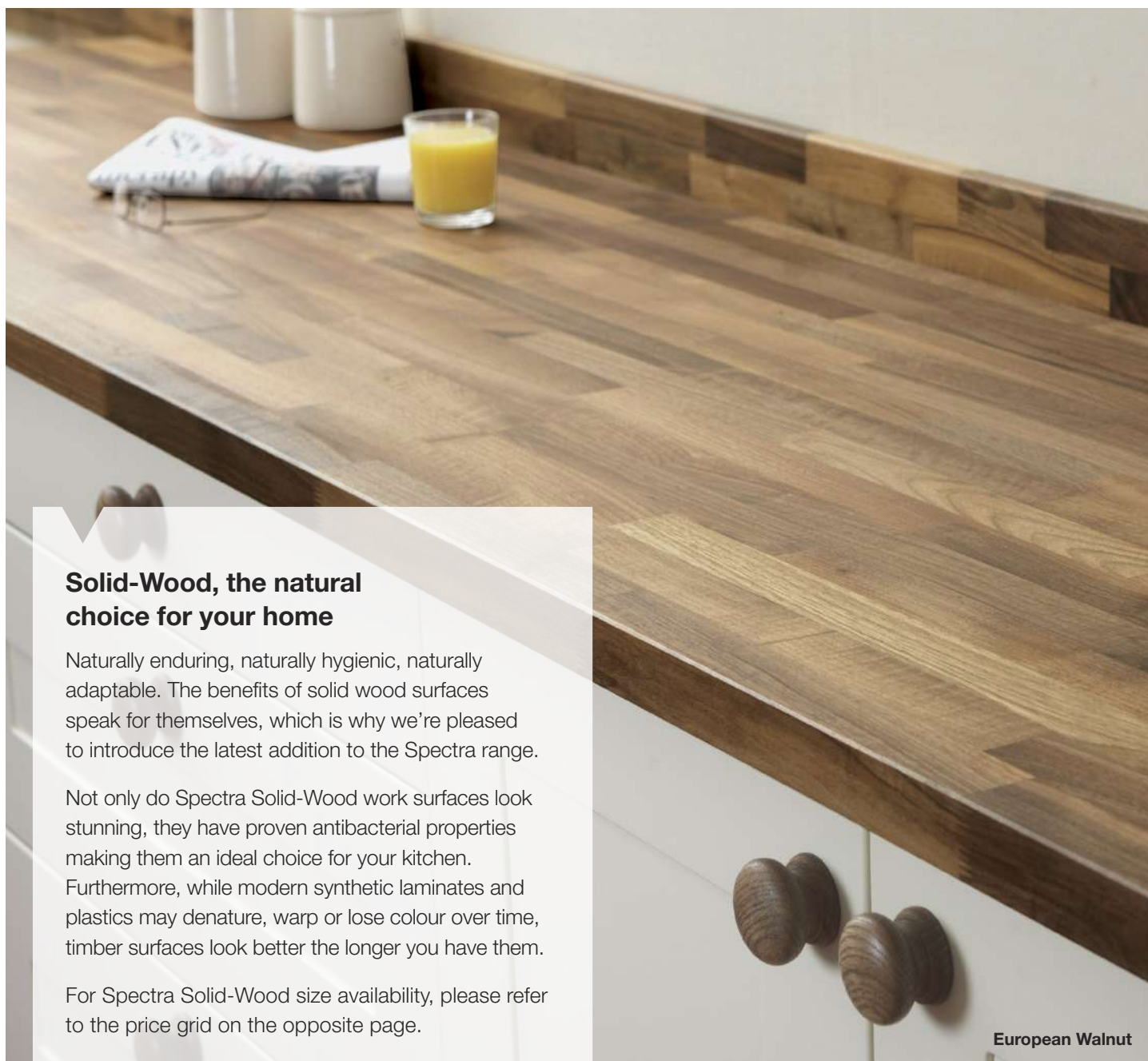


Spectra Slim-Edge Range	Price code	Price (RRP)
Worktops – Price Band A		
3050 x 650 x 12mm Worktop	40.58.471	£291.42
3050 x 950 x 12mm Breakfast Bar	40.60.523	£541.77
Splashbacks – Price Band A		
3050 x 650 x 12mm	40.58.471	£291.42
3050 x 950 x 12mm	40.60.523	£541.77
Upstand – Price Band A		
3050 x 95 x 12mm	40.50.93	£65.09
Worktops – Price Band B		
3050 x 650 x 12mm Worktop	40.11.752	£428.51
3050 x 950 x 12mm Breakfast Bar	40.99.784	£813.31
Splashbacks – Price Band B		
3050 x 650 x 12mm	40.11.752	£428.51
3050 x 950 x 12mm	40.99.784	£813.31
Upstand – Price Band B		
3050 x 95 x 12mm	40.68.84	£81.43
Worktops – Price Band C		
3050 x 650 x 12mm Worktop	40.17.672	£461.18
3050 x 950 x 12mm Breakfast Bar	40.81.725	£878.64
Splashbacks – Price Band C		
3050 x 650 x 12mm	40.17.672	£461.18
3050 x 950 x 12mm	40.81.725	£878.64
Upstand – Price Band C		
3050 x 95 x 12mm	40.56.15	£86.09
Accessories		
Installation Kit 1*	40.77.92	£49.61
Installation Kit 2**	40.86.21	£21.14

* Suitable for 2 worktop joints up to 950mm and undermount sink installation.

** Suitable for 1 worktop joints up to 950mm.

Spectra Solid-Wood Worktops



Solid-Wood, the natural choice for your home

Naturally enduring, naturally hygienic, naturally adaptable. The benefits of solid wood surfaces speak for themselves, which is why we're pleased to introduce the latest addition to the Spectra range.

Not only do Spectra Solid-Wood work surfaces look stunning, they have proven antibacterial properties making them an ideal choice for your kitchen. Furthermore, while modern synthetic laminates and plastics may denature, warp or lose colour over time, timber surfaces look better the longer you have them.

For Spectra Solid-Wood size availability, please refer to the price grid on the opposite page.

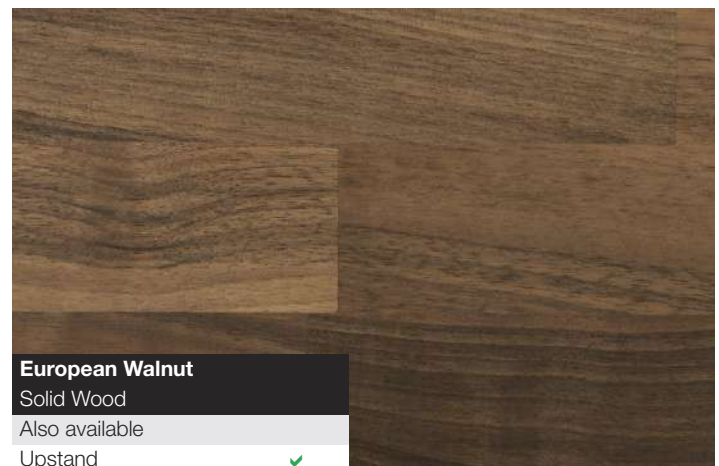
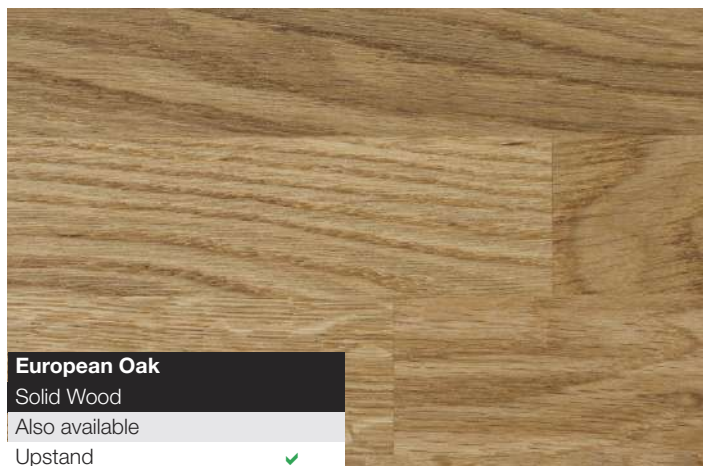
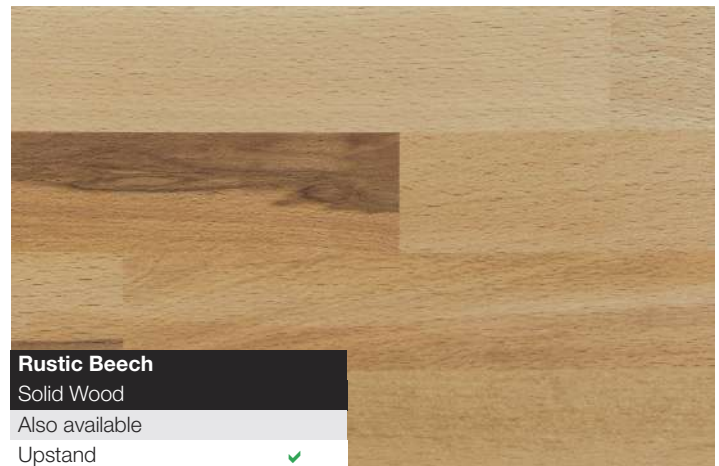
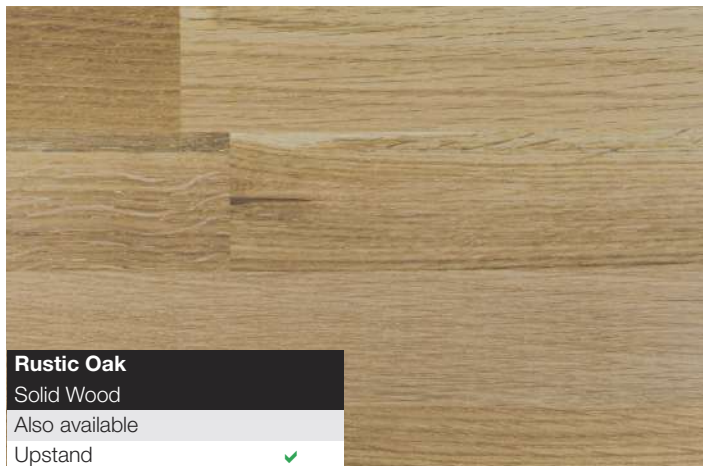
European Walnut

Specification

- Each species of wood is manufactured from a sustainable source, assured by our source of supply FSC accreditation.
- The work surfaces are un-oiled and pre-sanded to a 180 grit for a finer finish.
- The profile is a square cut design that can be left for a contemporary look or shaped to your own design.
- Staves are hand selected into complementary colour and grain patterns to create a beautiful and unique surface.
- Wrapped in polythene and heavy duty cardboard for extra protection during transportation.
- Proven natural antibacterial properties, unlike many synthetic surfaces and is completely non-toxic.



We recommend preserving oil to maintain your Spectra Solid-Wood work surfaces. The oil not only makes your surface resistant to water damage but gives it a richer, darker finish.



Spectra Solid-Wood Range	Price code	Price (RRP)
Worktops: Rustic Oak		
3000 x 650 x 30mm	40.99.621	£211.64
3000 x 900 x 30mm	40.91.271	£286.98
3000 x 650 x 40mm	40.61.661	£276.94
3000 x 900 x 40mm	40.44.622	£377.39
Worktops: Rustic Beech		
3000 x 650 x 30mm	40.76.49	£157.78
3000 x 900 x 30mm	40.98.621	£211.48
3000 x 650 x 40mm	40.95.221	£204.32
3000 x 900 x 40mm	40.55.561	£275.91
Worktops: European Oak		
2000 x 650 x 40mm	40.69.931	£233.27
3000 x 650 x 40mm	40.94.402	£340.82
4000 x 650 x 40mm	40.20.962	£448.36
3000 x 900 x 40mm	40.59.872	£464.91
Worktops: European Walnut		
2000 x 650 x 40mm	40.55.612	£360.91
3000 x 650 x 40mm	40.63.913	£532.27
4000 x 650 x 40mm	40.81.224	£703.64
3000 x 900 x 40mm	40.00.834	£730.00
Upstands		
3000 x 100 x 20mm – Oak	40.09.91	£33.17
3000 x 100 x 20mm – Beech	40.08.71	£29.67
3000 x 100 x 20mm – Walnut	40.06.33	£56.00
Accessories		
Solid Wood Oil – 500ml	40.05.70	£12.50

Egger Premium Square Edge Worktops

Natural Halifax Oak

The Egger Premium Square Edge Collection


The next generation finishes that are virtually indistinguishable from solid wood and stone. All 12 designs come with an in-vogue square edge profile, while 6 have a sleek 25mm thickness.


Egger Premium Availability


Worktops:	4100 x 650 x 25mm
	4100 x 920 x 25mm
	4100 x 650 x 40mm
	4100 x 920 x 40mm
Upstands:	3000 x 120 x 19mm
	2790 x 120 x 19mm
Splashbacks:	3000 x 1200 x 8mm
	2790 x 1027 x 8mm


25mm Square Edge

40mm Square Edge

	
Premium White	25mm
W1000 ST89	
Spectra Seal	White
Colorfill	CF081
Upstand	✓
Splashback	✓
Additional edging	✓


	
Pegasus White	25mm
F080 ST82	
Spectra Seal	White
Colorfill	CF115
Upstand	✓
Splashback	✓
Additional edging	✓

	
Ceramic Chalk	25mm
F312 ST87	
Spectra Seal	Light Grey
Colorfill	CF042
Upstand	✓
Splashback	✓
Additional edging	✓


	
Cosmic White	40mm
F180 ST30	
Spectra Seal	White
Colorfill	CF294
Upstand	✓
Splashback	✓
Additional edging	✓



Ceramic Anthracite 25mm	
F311 ST87	
Spectra Seal	Dark Grey
Colorfill	CF391
Upstand	✓
Splashback	✓
Additional edging	✓




Black 25mm	
U999 ST89	
Spectra Seal	Black
Colorfill	CF145
Upstand	✓
Splashback	✓
Additional edging	✓




Cosmic Grey 40mm	
F181 ST30	
Spectra Seal	Dark Grey
Colorfill	CF020
Upstand	✓
Splashback	✓
Additional edging	✓






Pegasus Anthracite 25mm	
F081 ST82	
Spectra Seal	Dark Grey
Colorfill	CF089
Upstand	✓
Splashback	✓
Additional edging	✓




Sand Gladstone Oak 40mm	
H3309 ST28	
Spectra Seal	Light Brown
Colorfill	CF123
Upstand	✓
Splashback	✓
Additional edging	✓



Natural Halifax Oak 40mm	
H1180 ST37	
Spectra Seal	Light Brown
Colorfill	CF123
Upstand	✓
Splashback	✓
Additional edging	✓

Tobacco Halifax Oak 40mm	
H1181 ST37	
Spectra Seal	Dark Brown
Colorfill	CF257
Upstand	✓
Splashback	✓
Additional edging	✓



Tobacco Gladstone Oak 40mm	
H3325 ST28	
Spectra Seal	Dark Brown
Colorfill	CF117
Upstand	✓
Splashback	✓
Additional edging	✓

Egger Premium Range	Price code	Price (RRP)
Worktops		
4100 x 650 x 25mm	40.65.79	£162.60
4100 x 920 x 25mm	40.00.081	£300.01
4100 x 650 x 40mm	40.40.391	£321.74
4100 x 920 x 40mm	40.83.872	£463.96
Splashbacks		
3000 x 1200 x 8mm	40.90.131	£218.49
2790 x 1027 x 8mm*	40.96.841	£247.82
Upstands		
3000 x 120 x 19mm	40.14.42	£40.69
2790 x 120 x 19mm*	40.02.13	£52.01
ABS Edging		
5m x 30mm x 1.5mm – long grain (H)	40.34.60	£10.71
5m x 30mm x 1.5mm – short grain (Q)	40.34.60	£10.71
5m x 43mm x 1.5mm – long grain (H)	40.34.60	£10.71
5m x 43mm x 1.5mm – short grain (Q)	40.34.60	£10.71

*Available in Natural Halifax Oak, Tobacco Halifax Oak, Sand Gladstone Oak and Tobacco Gladstone Oak only.

Bushboard Evolve Square Edge Worktops

Urban Stone I Cream Core

Bushboard Evolve 12.5mm Ultra-Slim Worktops

Our innovative solid laminate worksurfaces offer a 12.5mm ultra-slim design which can be shaped on-site thanks to its solid coloured core and ease of cut.

With a double-sided decorative surface incorporating fabulous designs and textures that you have come to expect from Bushboard, Evolve is even more hard wearing than a traditional laminate kitchen surface as well as being 100% waterproof.

Bushboard Evolve Square Edge Availability

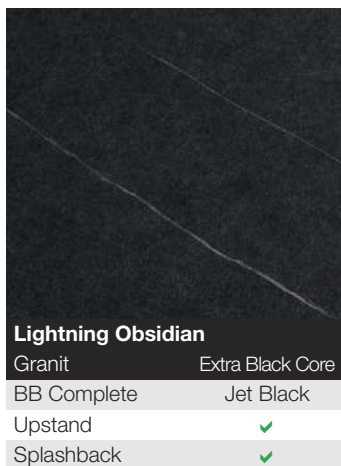
Worktop:	3000 x 650 x 12.5mm
Breakfast Bar:	3000 x 950 x 12.5mm
Corner/Hob Panel:	1000 x 1000 x 12.5mm
Upstand:	3000 x 100 x 12.5mm
Splashback:	3000 x 600 x 8mm

*Breakfast bars are sometimes called island units or peninsula units.
All these descriptions refer to the same product.

12.5mm Square Edge



Lightning Greystone I
Dark Grey Core



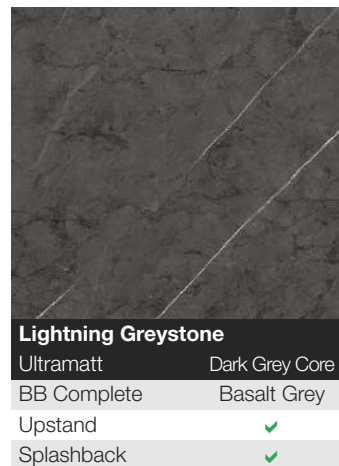
Lightning Obsidian

Granit	Extra Black Core
BB Complete	Jet Black
Upstand	✓
Splashback	✓



Black Pebblestone

Granit	Extra Black Core
BB Complete	Jet Black
Upstand	✓
Splashback	✓




Lightning Greystone

Ultramatt	Dark Grey Core
BB Complete	Basalt Grey
Upstand	✓
Splashback	✓

**Natural Greystone**

Ultramatt	Dark Grey Core
BB Complete	Pewter Grey
Upstand	✓
Splashback	✓

**Shadow**

Touch	Dark Grey Core
BB Complete	Slate Grey
Upstand	✓
Splashback	✗

**Caldeira**

Ultramatt	Dark Grey Core
BB Complete	Mushroom
Upstand	✓
Splashback	✓

**Empire Slate**

Ultramatt	Light Grey Core
BB Complete	Pewter Grey
Upstand	✓
Splashback	✓

**Urban Concrete**

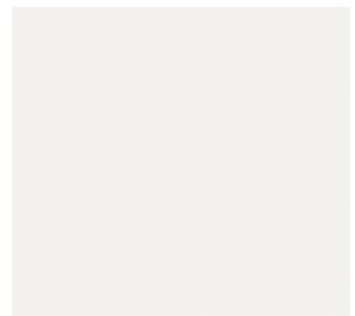
Roche	Light Grey Core
BB Complete	Pewter Grey
Upstand	✓
Splashback	✓

**Portland**

Ultramatt	Light Grey Core
BB Complete	Silver Grey
Upstand	✓
Splashback	✓

**Urban Stone**

Ultramatt	Cream Core
BB Complete	Pewter Grey
Upstand	✓
Splashback	✓

**Luna**

Touch	White Core
BB Complete	Ice White
Upstand	✓
Splashback	✗

**Marmo Bianco**

Ultramatt	White Core
BB Complete	Silver Grey
Upstand	✓
Splashback	✓

**Marmo Calacatta**

Ultramatt	White Core
BB Complete	Silver Grey
Upstand	✓
Splashback	✓

**Marmo Calacatta I White Core****Black Oak**

Ultramatt	Dark Grey Core
BB Complete	Mushroom
Upstand	✓
Splashback	✓

**Travertine**

Ultramatt	Cream Core
BB Complete	Vanilla
Upstand	✓
Splashback	✓

Bushboard Evolve 12.5mm Range	Price code	Price (RRP)
Worktops: Granite		
3050 x 650 x 12.5mm	40.00.691	£326.67
3000 x 950 x 12.5mm – Breakfast Bar	40.00.463	£606.67
Worktops: Roche and Ultramatt		
3050 x 650 x 12.5mm	40.00.803	£513.33
3000 x 950 x 12.5mm – Breakfast Bar	40.00.475	£956.67
Worktops: Touch		
3050 x 650 x 12.5mm	40.00.633	£560.00
3000 x 950 x 12.5mm – Breakfast Bar	40.04.426	£1040.67
Corner / Hob Panels		
1000 x 1000 x 12.5mm – Granite	40.02.731	£228.67
1000 x 1000 x 12.5mm – Roche and Ultramatt	40.04.812	£364.00
1000 x 1000 x 12.5mm – Touch	40.00.832	£396.67
Upstands		
3000 x 100 x 12.5mm – Granite	40.02.93	£65.33
3000 x 100 x 12.5mm – Roche and Ultramatt	40.06.16	£102.67
3000 x 100 x 12.5mm – Touch	40.02.76	£112.00
Splashbacks: All Décors		
3000 x 600 x 8mm – MDF Core	40.86.57	£126.14
Accessories		
Evolve Finishing Kit	40.53.82	£47.25

Square Edge Worktop Prices



For the Spectra
Square-Edge Range
refer to page 33



For the Spectra
Slim-Edge Range
refer to page 39



For the Spectra
Solid-Wood Range
refer to page 43



For the Egger
Premium Range
refer to page 45



For the Bushboard
Evolve Range
refer to page 47



Spectra Square-Edge | American Coco Bolo

spectra collection Square-Edge

Spectra Square-Edge Range	Price code	Price (RRP)
Worktops: Price Band A – Matt / Satin / Stone / Wood/Nature		
4050 x 650 x 22mm	40.47.921	£216.24
4050 x 900 x 22mm	40.43.202	£337.23
2020 x 900 x 22mm	40.43.211	£187.24
4050 x 650 x 40mm	40.47.141	£236.24
4050 x 900 x 40mm	40.99.902	£349.98
2020 x 900 x 40mm	40.43.811	£197.24
4050 x 360 x 22mm	40.43.37	£122.24
Splashback: Price Band A – Matt / Satin / Stone / Wood/Nature		
4050 x 1290 x 12mm	40.13.901	£182.19
Upstand: Price Band A – Matt / Satin / Stone / Wood/Nature		
4050 x 100 x 12mm	40.59.32	£39.91
Accessories: Price Band A – Matt / Satin / Stone / Wood/Nature		
5m additional edging	40.19.22	£38.18
1m additional edging	40.00.50	£8.33
Worktops: Price Band B – Quartz		
4050 x 650 x 22mm	40.17.831	£231.19
4050 x 900 x 22mm	40.45.342	£405.90
2020 x 900 x 22mm	40.21.621	£210.20
4050 x 650 x 40mm	40.72.261	£270.45
4050 x 900 x 40mm	40.99.452	£424.98
2020 x 900 x 40mm	40.43.331	£222.24
4050 x 360 x 22mm	40.57.47	£124.59
Splashback: Price Band B – Quartz		
4050 x 1290 x 12mm	40.01.031	£216.84
Upstand: Price Band B – Quartz		
4050 x 100 x 12mm	40.78.52	£43.11
Accessories: Price Band B – Quartz		
5m additional edging	40.63.52	£42.26
1m additional edging	40.11.60	£10.18
Spectra Square-Edge Range Custom		
Square Cut Bespoke Worktop PP Edged		
Up to 1300 x 400mm – XXS	40.47.75	£96.24
Up to 1000mm x 650mm – XS	40.38.29	£154.71
Up to 2020mm x 650mm – S	40.67.431	£224.60
Up to 1000mm x 1200mm – M	40.96.851	£264.48
Up to 2020mm x 1200mm – L	40.55.412	£357.58
Up to 4050mm x 650mm – L	40.55.412	£357.58
Up to 4050mm x 1200mm – XL	40.21.862	£446.86
Curved Cut Bespoke Worktop PP Edged		
Up to 1300 x 400mm – XXS	40.61.87	£130.27
Up to 1000mm x 650mm – XS	40.67.121	£202.94
Up to 2020mm x 650mm – S	40.53.371	£288.92
Up to 1000mm x 1200mm – M	40.37.102	£336.21
Up to 2020mm x 1200mm – L	40.63.782	£478.93
Up to 4050mm x 650mm – L	40.63.782	£478.93
Up to 4050mm x 1200mm – XL	40.97.714	£696.32
Bespoke Thickness Worktops Laminate Edged 60mm/80mm/100mm		
Up to 1000mm x 650mm Extra Thick – XS	40.19.041	£234.85
Up to 2020 x 650mm Extra Thick – S	40.73.522	£375.62
Up to 1000mm x 1200mm Extra Thick – M	40.73.522	£375.62
Up to 4050 x 650mm Extra Thick – L	40.75.373	£622.61
Up to 2020 x 1200mm Extra Thick – L	40.75.373	£622.61
Up to 4050 x 1200mm Extra Thick – XL	40.31.345	£905.22
Bespoke Stainless Steel Undermount Seamless Sinks		
1.0 Bowl Sink – 440 x 400 x 220mm*	40.00.504	£675.00
1.0 Bowl Sink – 540 x 400 x 220mm*	40.00.234	£720.00
1.5 Bowl Sink – 594 x 400 x 220mm*	40.02.385	£972.00

* Factory fitted sink only price. Bespoke worktop price to be added separately.
Available in Small, Medium and Large Sizes. Not available in 60mm, 80mm or 100mm thicknesses.

spectra collection Slim-Edge

Spectra Slim-Edge Range	Price code	Price (RRP)
Worktops – Price Band A		
3050 x 650 x 12mm Worktop	40.58.471	£291.42
3050 x 950 x 12mm Breakfast Bar	40.60.523	£541.77
Splashbacks – Price Band A		
3050 x 650 x 12mm	40.58.471	£291.42
3050 x 950 x 12mm	40.60.523	£541.77
Upstand – Price Band A		
3050 x 95 x 12mm	40.50.93	£65.09
Worktops – Price Band B		
3050 x 650 x 12mm Worktop	40.11.752	£428.51
3050 x 950 x 12mm Breakfast Bar	40.99.784	£813.31
Splashbacks – Price Band B		
3050 x 650 x 12mm	40.11.752	£428.51
3050 x 950 x 12mm	40.99.784	£813.31
Upstand – Price Band B		
3050 x 95 x 12mm	40.68.84	£81.43
Worktops – Price Band C		
3050 x 650 x 12mm Worktop	40.17.672	£461.18
3050 x 950 x 12mm Breakfast Bar	40.81.725	£878.64
Splashbacks – Price Band C		
3050 x 650 x 12mm	40.17.672	£461.18
3050 x 950 x 12mm	40.81.725	£878.64
Upstand – Price Band C		
3050 x 95 x 12mm	40.56.15	£86.09
Accessories		
Installation Kit 1*	40.77.92	£49.61
Installation Kit 2**	40.86.21	£21.14

* Suitable for 2 worktop joints up to 950mm and undermount sink installation.

** Suitable for 1 worktop joints up to 950mm.

spectra collection Solid-Wood

Spectra Solid-Wood Range	Price code	Price (RRP)
Worktops: Rustic Oak		
3000 x 650 x 30mm	40.99.621	£211.64
3000 x 900 x 30mm	40.91.271	£286.98
3000 x 650 x 40mm	40.61.661	£276.94
3000 x 900 x 40mm	40.44.622	£377.39
Worktops: Rustic Beech		
3000 x 650 x 30mm	40.76.49	£157.78
3000 x 900 x 30mm	40.98.621	£211.48
3000 x 650 x 40mm	40.95.221	£204.32
3000 x 900 x 40mm	40.55.561	£275.91
Worktops: European Oak		
2000 x 650 x 40mm	40.69.931	£233.27
3000 x 650 x 40mm	40.94.402	£340.82
4000 x 650 x 40mm	40.20.962	£448.36
3000 x 900 x 40mm	40.59.872	£464.91
Worktops: European Walnut		
2000 x 650 x 40mm	40.55.612	£360.91
3000 x 650 x 40mm	40.63.913	£532.27
4000 x 650 x 40mm	40.81.224	£703.64
3000 x 900 x 40mm	40.00.834	£730.00
Upstands		
3000 x 100 x 20mm – Oak	40.09.91	£33.17
3000 x 100 x 20mm – Beech	40.08.71	£29.67
3000 x 100 x 20mm – Walnut	40.06.33	£56.00
Accessories		
Solid Wood Oil – 500ml	40.05.70	£12.50

EGGER

Egger Premium Range	Price code	Price (RRP)
Worktops		
4100 x 650 x 25mm	40.65.79	£162.60
4100 x 920 x 25mm	40.00.081	£300.01
4100 x 650 x 40mm	40.40.391	£321.74
4100 x 920 x 40mm	40.83.872	£463.96
Splashbacks		
3000 x 1200 x 8mm	40.90.131	£218.49
2790 x 1027 x 8mm*	40.96.841	£247.82
Upstands		
3000 x 120 x 19mm	40.14.42	£40.69
2790 x 120 x 19mm*	40.02.13	£52.01
ABS Edging		
5m x 30mm x 1.5mm – long grain (H)	40.34.60	£10.71
5m x 30mm x 1.5mm – short grain (Q)	40.34.60	£10.71
5m x 43mm x 1.5mm – long grain (H)	40.34.60	£10.71
5m x 43mm x 1.5mm – short grain (Q)	40.34.60	£10.71

* Available in Natural Halifax Oak, Tobacco Halifax Oak, Sand Gladstone Oak and Tobacco Gladstone Oak only.



evolve

Bushboard Evolve 12.5mm Range	Price code	Price (RRP)
Worktops: Granite		
3050 x 650 x 12.5mm	40.00.691	£326.67
3000 x 950 x 12.5mm – Breakfast Bar	40.00.463	£606.67
Worktops: Roche and Ultramatt		
3050 x 650 x 12.5mm	40.00.803	£513.33
3000 x 950 x 12.5mm – Breakfast Bar	40.00.475	£956.67
Worktops: Touch		
3050 x 650 x 12.5mm	40.00.633	£560.00
3000 x 950 x 12.5mm – Breakfast Bar	40.04.426	£1040.67
Corner / Hob Panels		
1000 x 1000 x 12.5mm – Granite	40.02.731	£228.67
1000 x 1000 x 12.5mm – Roche and Ultramatt	40.04.812	£364.00
1000 x 1000 x 12.5mm – Touch	40.00.832	£396.67
Upstands		
3000 x 100 x 12.5mm – Granite	40.02.93	£65.33
3000 x 100 x 12.5mm – Roche and Ultramatt	40.06.16	£102.67
3000 x 100 x 12.5mm – Touch	40.02.76	£112.00
Splashbacks: All Décors		
3000 x 600 x 8mm – MDF Core	40.86.57	£126.14
Accessories		
Evolve Finishing Kit	40.53.82	£47.25

Display Discount

Display discounts are available. Please see your local Blackheath Area Sales Manager for further details. If you don't have an account with us please call **0121 561 4245** and we will send you an account application form.

Worksurface Display Options

In conjunction with various manufacturers, Blackheath Products have produced this attractive range of point of sale display stands and other marketing materials. Please note stand dimensions are shown below as width x height x depth.

Mirostone Worksurface Sample Box

230 x 95 x 255mm



£15.00

'Pay-back' criteria:

The upfront cost of the sample box will be refunded on your first Mirostone purchase at normal (non display) commercial terms.

Mirostone Worksurface Display Stand

640 x 450 x 260mm



£85.00

'Pay-back' criteria:

Purchase £950 or more of Mirostone full sheets within 6 months of the display purchase for full reimbursement of stands cost.

Staron Worksurface Display Stand

560 x 350 x 250mm



£85.00

'Pay-back' criteria:

Purchase £950 or more of Staron full sheets within 6 months of the display purchase for full reimbursement of stands cost.

Staron Worksurface Sample Case

420 x 110 x 300mm



£75.00

'Pay-back' criteria:

Purchase £950 or more of Staron full sheets within 6 months of the display purchase for full reimbursement of sample case cost.



Solid Surfaces

At Blackheath Products we offer the Mirostone and Staron ranges of solid surface materials for you to choose from.

All of the following products offer amazing stone effects that are ideal for all types of applications.

mirostone® staron®

Mirostone Solid Surfacing

Mirostone – solid surfaces for every room

Mirostone is a range of durable worksurfaces, that have all the beauty and feel of natural stone combined with exceptional practicality. This makes it the perfect surface for domestic kitchens, but is equally at home in the bathroom or bedroom.

All 17 Mirostone décors are now 20mm thick to reduce costs and installation weights.

Mirostone can be fitted safely and easily by specialist qualified installers.

Mirostone's 17 distinctive designs are not just skin deep, they run consistently throughout its thickness. So now you can have some uniquely stylish and practical worksurface features.

Mirostone Availability

Worktop:	3000 x 650 x 20mm
Breakfast Bar:	2000 x 960 x 20mm
Splashback:	3010 x 760 x 12mm
Upstand:	3010 x 100 x 12mm


San Marco

Benefits of Mirostone

- Mirostone does not need to be templated; it can be installed as quickly as a standard decorative laminate worksurface.
- Mirostone sheets can be joined and easily integrated with Mirostone sinks and bowls with imperceptible seams.
- Mirostone is repairable in the unlikely occurrence of damage.
- Mirostone is non-toxic, hygienic and waterproof.
- Mirostone is completely solid and so it is not bonded to a substrate. Therefore it will not delaminate.
- Mirostone has a 10 year warranty.

mirostone®



**Plain White**

Standard

Adhesive B-White

Upstand ✓

Splashback ✓

**Angel**

Standard

Adhesive A-Glacier

Upstand ✓

Splashback ✓

**San Marco**

Premium

Adhesive Dazzling White

Upstand ✓

Splashback ✓

**Snow Quartz**

Standard

Adhesive S-Icicle

Upstand ✓

Splashback ✓

**Arctic****Arctic**

Premium

Adhesive P-Swan

Upstand ✓

Splashback ✓

**Taj Mahal**

Premium

Adhesive B-White

Upstand ✓

Splashback ✓

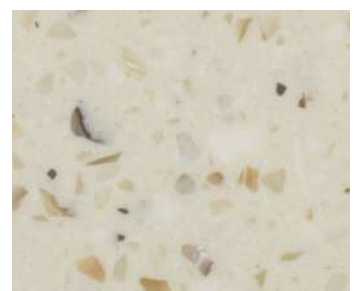
**Alaskan**

Premium

Adhesive T-Peak

Upstand ✓

Splashback ✓

**Cassata**

Standard

Adhesive S-Sahara

Upstand ✓


Splashback ✓

10 year limited warranty

We are confident in the quality of Mirostone solid surfaces.

To ensure your satisfaction, we are proud to offer our 10 year limited warranty for domestic homeowners. It's your assurance that your Mirostone solid surfaces will maintain their long term value.

Please refer to our warranty, which is contained within our leaflet 'How to care for your solid surfaces' for full details.



Twilight

Standard

Adhesive Dazzling White

Upstand ✓

Splashback ✓



Cloud

Premium

Adhesive S-Heron

Upstand ✓

Splashback ✓



Madison Avenue

Premium

Adhesive A-Glacier

Upstand ✓

Splashback ✓



Warm Grey

Premium

Adhesive Q-Bluff

Upstand ✓

Splashback ✓



Parisian Cafe

Premium

Adhesive Serene

Upstand ✓

Splashback ✓




Avalon

Standard

Adhesive S-Sahara

Upstand ✓

Splashback ✓



Lovina

Standard

Adhesive S-Tundra

Upstand ✓

Splashback ✓




Cool Steel Sparkle

Premium

Adhesive S-Dark Nebula

Upstand ✓

Splashback ✓



Cosmic Gold Quartz

Standard

Adhesive S-Dark Nebula

Upstand ✓

Splashback ✓



Cosmic Gold Quartz

Unlike all the other Mirostone® décors, you need a larger full sheet image to see the beauty of the 4 marble-effect décors.



San Marco Premium



Taj Mahal Premium



Madison Avenue Premium



Parisian Cafe Premium



Taj Mahal



San Marco

Mirostone Range	Price code	Price (RRP)
Worksurfaces: Standard Décors		
3000 x 650 x 20mm	40.00.372	£455.00
Breakfast Bars: Standard Décors		
2000 x 960 x 20mm	40.04.572	£459.00
Splashbacks: Standard Décors		
3000 x 760 x 12mm	40.00.402	£340.01
Upstands: Standard Décors		
3000 x 100 x 12mm	40.69.84	£81.60
Worksurfaces: Premium Décors		
3000 x 650 x 20mm	40.57.903	£516.25
Breakfast Bars: Premium Décors		
2000 x 960 x 20mm	40.41.313	£521.89
Splashbacks: Premium Décors		
3000 x 760 x 12mm	40.05.922	£382.50
Upstands: Premium Décors		
3000 x 100 x 12mm	40.80.55	£91.80

Mirostone Prices



For the
Mirostone Range
refer to page 53



Mirostone I Arctic



Mirostone I Snow Quartz

mirostone®

Mirostone Range	Price code	Price (RRP)
Worksurfaces: Standard Décors		
3000 x 650 x 20mm	40.00.372	£455.00
Breakfast Bars: Standard Décors		
2000 x 960 x 20mm	40.04.572	£459.00
Splashbacks: Standard Décors		
3000 x 760 x 12mm	40.00.402	£340.01
Upstands: Standard Décors		
3000 x 100 x 12mm	40.69.84	£81.60
Worksurfaces: Premium Décors		
3000 x 650 x 20mm	40.57.903	£516.25
Breakfast Bars: Premium Décors		
2000 x 960 x 20mm	40.41.313	£521.89
Splashbacks: Premium Décors		
3000 x 760 x 12mm	40.05.922	£382.50
Upstands: Premium Décors		
3000 x 100 x 12mm	40.80.55	£91.80
Mirostone Accessories		
Mirostone Suction Clamps	40.00.552	£425.00
Slim Worktop Bolt	40.19.20	£4.86
Joint Adhesive Cartridge – 50ml	40.06.60	£11.00
Joint Adhesive Cartridge – 250ml	40.00.12	£35.00
Skeleton Application Gun – 50ml	40.04.02	£34.00
Skeleton Application Gun – 250ml	40.02.16	£102.00
Solid Surface Polish	40.56.70	£12.75
Aluminium Heat Reflective Tape – 45m x 50mm	40.06.90	£15.99
Denatured Alcohol – 250ml	40.01.50	£8.50
Denatured Alcohol – 1 Litre	40.34.60	£10.71
Spare Mixer Tip – 50ml Cartridge	40.15.00	£0.85
Spare Mixer Tip – 250ml Cartridge	40.20.10	£1.70
Care and Maintenance Kit	40.03.51	£25.50
Installation Kit	40.55.03	£50.92
Jointing Lamellos - Clear Plastic	40.95.00	£0.99
Solid Surface Sink Fixings (pack of 20)	40.30.30	£5.05
Worktop Support Bar 1200mm	40.45.03	£50.90



Mirostone I Arctic

Solid Surface Sink Fixings

Pack of 20
£5.05

Price code: 40.30.30

Mirostone Suction Clamps

Mirostone Suction Clamps
£425.00

Price code: 40.00.552

NEW Worktop Support Bar and Bracket Kit

When fitting hobs or inset sinks, use the Mirostone metal support bar and bracket kit under the front section of Mirostone and secure it to the cabinet walls.

This is because only a small amount of Mirostone material remains at the front and rear of the sink and hob cut out and so needs this additional support.

Can also be used with all other types of worktop material to provide extra support.

Worktop Support Bar and Bracket Kit

£50.90

Price code: 40.45.03

Joining Lamellos

Clear Plastic
£0.99

Price code: 40.95.00

Slim Worktop Bolt

Slim Worktop Bolt
£4.86

Price code: 40.19.20

Joint Adhesive Cartridge

50ml with 2 Mixer Tips
£11.00

Price code: 40.06.60

250ml with 2 Mixer Tips
£35.00

Price code: 40.00.12

Skeleton Application Gun

50ml Cartridge (right)
£34.00

Price code: 40.04.02

250ml Cartridge (left)
£102.00

Price code: 40.02.16

Solid Surface Polish

500ml Can
£12.75

Price code: 40.56.70

Aluminium Heat Reflective Tape

45m x 50mm Roll
£15.99

Price code: 40.06.90

Spare Mixer Tip

50ml Cartridge
£0.85

Price code: 40.15.00

250ml Cartridge
£1.70

Price code: 40.20.10

Care and Maintenance Kit

500ml Solid Surface Polish,
Micro Fibre Polishing Cloth,
Burgundy Scotch-Brite Pad,
Care & Maintenance Leaflet.

In Presentation Box
£25.50

Price code: 40.03.51

Denatured Alcohol

250ml Bottle
£8.50

Price code: 40.01.50

1 Litre Bottle
£10.71

Price code: 40.34.60

Installation Kit**Kit includes:**

- 16 Sanding Discs 3 x P150 Grit,
- 3 x P240 Grit, 5 x P320 Grit, 5 x P500 Grit
- Solid Surface Polish
- Heat Reflective Tape 3m x 50mm
- 250ml Denatured Alcohol
- 2 x Scotchbrite Polishing Pads
- 3 x Lint Free Wipes
- Microfibre Cloth
- Fabrication and Installation Guidelines.



Installation Kit
£50.92

Price code: 40.55.03

Staron Solid Surfacing



Stylish, hygienic and hard-wearing solid surfaces that radiate high quality

Staron offer a sophisticated solid surface range, suitable for both residential and commercial use.

An environmentally safe blend of natural minerals, acrylic polymer and pigments, Staron is a visually striking and hygienically safe surface on which to prepare food. Perfect for kitchens and certified NSF-51 food-safe, Staron is 100% waterproof, which also makes it ideal for any wet areas around the home.



The all round versatility of Staron makes it the ideal material for those seeking to create their own style. Its homogenous composition means that colours and decors are solid throughout the material and not just skin deep!

This opens the way for exciting profiles, motifs and drainer grooves to be incorporated into the surface. The unique, imperceptible bonding system does away with unsightly joints and elegantly creates the impression of an object carved from a single block. The result is a one-piece kitchen or bathroom system.

Staron can be integrated with inlaid complementary materials such as tile, wood, stone, metal or glass and can even be formed to create fluid curves and sleek shapes using both wide and acute radii. These beautifully chic effects will make your kitchen and bathroom interiors not only functional but uniquely stylish as well.

With 30 individual designs available in a variety of appealing colours and decors, ranging from the subtle and minimal to the intricate and bold, Staron has something to suit everyone.



Go thick or thin!

When you choose Staron you can also choose the thickness of your worksurfaces with the help of your kitchen designer. From fashionably thin up to whatever thickness you want. You can even stylishly incorporate a mixture of thicknesses into your kitchen design. How about an ultra thick 100mm surface on the breakfast bar and ultra thin 12mm for all the other worksurfaces? And of course with Staron, you can seamlessly have whatever length or depth of worksurface or breakfast bar you want.

Key to availability ■ Available ex-factory ✓ Available ex-stock Blackheath


**Aspen Brown**

AB 632

Adhesive S/Gold Dust

6mm available ■

12mm available ✓


**Solid Bright White**

BW 010

Adhesive Bright White

6mm available ✓

12mm available ✓

**Pebble Ice**

PI 811

Adhesive A/Glacier

6mm available ■

12mm available ✓

**Pebble Swan**

PS 813

Adhesive P/Swan

6mm available ■

12mm available ✓

**Pebble Saratoga**

PS 820

Adhesive S/Sahara

6mm available ■

12mm available ✓


**Pebble Gold**

PG 840

Adhesive S/Gold Dust

6mm available ■

12mm available ✓

**Pebble Grey**

PG 810

Adhesive A/Grey

6mm available ■

12mm available ✓


**Quarry Oyster**

TO 310

Adhesive Pearl

6mm available ✗

12mm available ✓

**Quarry Minette**

QM 289

Adhesive Q/Minette

6mm available ✗

12mm available ✓

**Sanded Vermillion**

SV 430

Adhesive S/Gold Dust

6mm available ■

12mm available ✓

**Sanded Clay**

SC 475

Adhesive S/Clay

6mm available ■

12mm available ✓

**Sanded Heron**

SH 428

Adhesive S/Heron

6mm available ■

12mm available ✓

**Sanded Tundra**

ST 482

Adhesive S/Tundra

6mm available ■

12mm available ✓



Each Staron installation will have a **15-Year Limited Warranty**, provided it is fabricated and installed by a certified Staron installer. Subject to terms and conditions.

For more information contact the Blackheath Products sales office on **0121 561 4245** or email **sales@blackheathproducts.co.uk**


staron®
Solid Surfaces

*Darker colours in the Staron range are more delicate than lighter colours and require a greater level of care. These colours will not be covered by the 15-year warranty for use in domestic kitchens.



Approved Fabricators

Please contact the sales office on **0121 561 4245** or email **sales@blackheathproducts.co.uk** for a local approved fabricator.



Sanded Dark Nebula

DN 421

Adhesive	S/Dark Nebula
6mm available	■
12mm available	✓



Sanded Onyx

SO 423

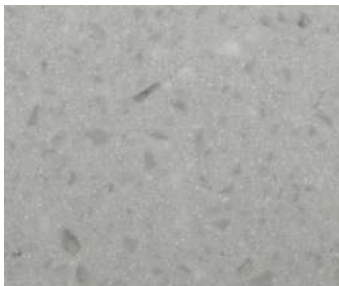
Adhesive	S/Onyx
6mm available	✓
12mm available	✓



Tempest Polar

FP 111

Adhesive	Pure White
6mm available	✗
12mm available	✓



Tempest Silvercloud

FS 122

Adhesive	Pearl
6mm available	✗
12mm available	✓



Tempest Glimmer



Tempest Genesis

FG 174

Adhesive	T/Genesis
6mm available	✗
12mm available	✓



Tempest Glimmer

FG 144

Adhesive	Pearl
6mm available	✗
12mm available	✓



Tempest Whippoorwill

FW 145

Adhesive	Q/Bluff
6mm available	✗
12mm available	✓



Tempest Blaze

FB 147

Adhesive	P/Terrain
6mm available	✗
12mm available	✓



Staron prices are available from your approved fabricator

We are looking for display outlets for our Staron® solid surface

If you think your showroom may be suitable please contact our sales office on **0121 561 4245**.




Key to availability ✓ Available ex-stock Blackheath

Make an impression with a new standard of designs from Staron.

Taking inspiration from pure nature and unique designs are the major features of these eight designs in the Staron Supreme™ Collection.



Supreme Dandelion



Supreme Delphi

VD 111

Adhesive	SP/Delphi
6mm available	✗
12mm available	✓



Supreme Cloudbank

VC 118

Adhesive	SP/Cloudbank
6mm available	✗
12mm available	✓



Supreme Dawn

VD 126

Adhesive	A/Glacier
6mm available	✗
12mm available	✓



Supreme Magnolia

VM 143

Adhesive	Bright White
6mm available	✗
12mm available	✓



Supreme Natural Bridge

VN 144

Adhesive	T/Peak
6mm available	✗
12mm available	✓



Supreme Dandelion

VD 175

Adhesive	S/Cornhusk
6mm available	✗
12mm available	✓



Supreme Pastoral

VP 177


Adhesive	P/Fresco
6mm available	✗
12mm available	✓



Supreme Loam

VL 155

Adhesive	P/Terrain
6mm available	✗
12mm available	✓



For a range of River solid surface sinks and bowls

Turn to pages 111-113



*Darker colours in the Staron range are more delicate than lighter colours and require a greater level of care. These colours will not be covered by the 15-year warranty for use in domestic kitchens.

These larger Supreme décor images will help your selection by displaying the variation of the pattern over a 3680mm length.

Supreme Delphi VD 111 (Front)

Supreme Delphi VD 111 (Reverse)

Supreme Cloudbank VC 118 (Front)


Supreme Cloudbank VC 118 (Reverse)

Supreme Dawn VD 126 (Front)


Supreme Dawn VD 126 (Reverse)

Supreme Magnolia VM 143 (Front)


Supreme Magnolia VM 143 (Reverse)




Supreme Natural Bridge VN 144 (Front)




Supreme Natural Bridge VN 144 (Reverse)




Supreme Dandelion VD 175 (Front)




Supreme Dandelion VD 175 (Reverse)




Supreme Pastoral VP 177 (Front)



Supreme Pastoral VP 177 (Reverse)



Supreme Loam VL 155 (Front)



Supreme Loam VL 155 (Reverse)

Sample scale shown 1:10 (approx)

Display Discount

Display discounts are available. Please see your local Blackheath area sales manager for further details. If you don't have an account with us please call **0121 561 4245** and we will send you an account application form.

TRADEBULLETIN

Check out our promotional offers in our Trade Bulletin, available every quarter.

Mazan Display Stand
520 x 390mm



Free of charge

Delivery by area sales manager only.

Nuance Display Stand



£100.00

'Pay-back' criteria:

Purchase any 20 or more Nuance panels/surfaces within 6 months of the display purchase for full reimbursement of stands cost.



Wall Panelling

Transform an ordinary kitchen or bathroom into a haven of luxury with our range of sophisticated vanity surfaces and wall panels.

No more cracked tiles and grubby grout, just hygienic, easy-to-clean surfaces that make a stylish statement without having to splash out.

MAZAN® BB nuance BB vista

Mazan Acrylic Glass Splashbacks and Wall Panels

What is Mazan?

Mazan is an affordable, yet dazzlingly beautiful collection of glass effect panels for kitchens, utility rooms, bedrooms, bathrooms and shower rooms. It is the 21st century better alternative to ceramic tiles and glass.

It has a standard range of diverse solid and metallic colours and has a thickness of 4mm. This gives you a fantastic colour intensity and reflection through Mazan's surface and exposed edges – just like traditional glass.

Mazan is environmentally friendly using much less energy during its production than glass. Mazan can also be recycled.

Benefits of choosing Mazan

- Scratches can be sanded out
- No templating, can be cut and fitted on-site
- Stronger than glass
- Less expensive than glass




Mango Grove

Black	
Solid Colour	
Finish	Solid
Price Group	1
Wall Panels	✓

Royal Standard	
Solid Colour	
Finish	Solid
Price Group	1
Wall Panels	✓

Morello Cherry	
Solid Colour	
Finish	Solid
Price Group	1
Wall Panels	✓

Mango Grove	
Solid Colour	
Finish	Solid
Price Group	1
Wall Panels	✓



Lemon Peel
Solid Colour

Finish	Solid
Price Group	1
Wall Panels	✓



Woodland
Solid Colour

Finish	Solid
Price Group	1
Wall Panels	✓



Ink Well
Solid Colour

Finish	Solid
Price Group	1
Wall Panels	✓



Mazan Warranty

Mazan has a 10 year limited warranty. Please contact our sales office for full warranty details.




Woodland



Swimming Pool
Solid Colour

Finish	Solid
Price Group	1
Wall Panels	✓



Shallow Water
Solid Colour

Finish	Solid
Price Group	1
Wall Panels	✓




Rain Cloud
Solid Colour

Finish	Solid
Price Group	1
Wall Panels	✓



Mazan Prices

can be found on page 70


Lemon Peel

French Taupe


Solid Colour

Finish	Solid
Price Group	1
Wall Panels	✓


Light Fawn

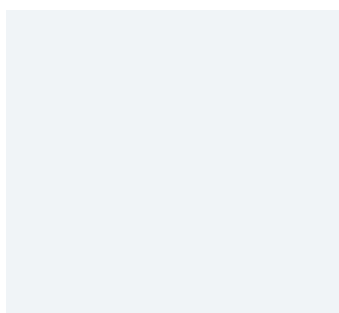
Solid Colour

Finish	Solid
Price Group	1
Wall Panels	✓


Whipped Cream

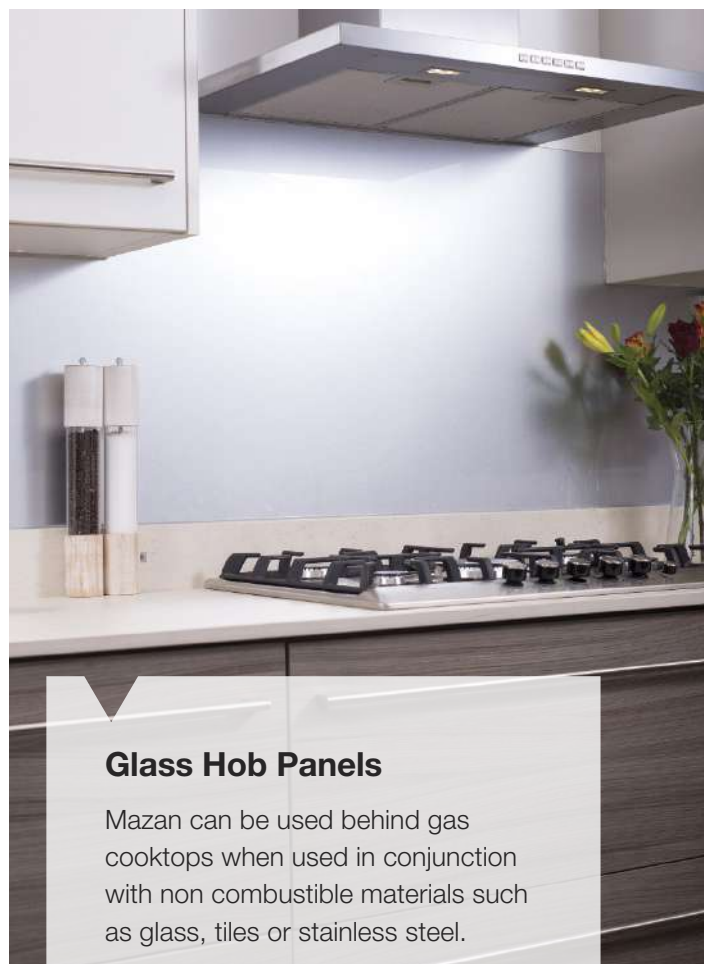
Solid Colour

Finish	Solid
Price Group	1
Wall Panels	✓


Pure White


Solid Colour

Finish	Solid
Price Group	1
Wall Panels	✓



Glass Hob Panels

Mazan can be used behind gas cooktops when used in conjunction with non combustible materials such as glass, tiles or stainless steel.

**Black Metallic**

Metallic Colour

Finish	Metallic
Price Group	2
Wall Panels	✓

**Dark Bronze Metallic**


Metallic Colour

Finish	Metallic
Price Group	2
Wall Panels	✓

**Silver Metallic**

Metallic Colour

Finish	Metallic
Price Group	2
Wall Panels	✓

**White Metallic**

Metallic Colour

Finish	Metallic
Price Group	2
Wall Panels	✓



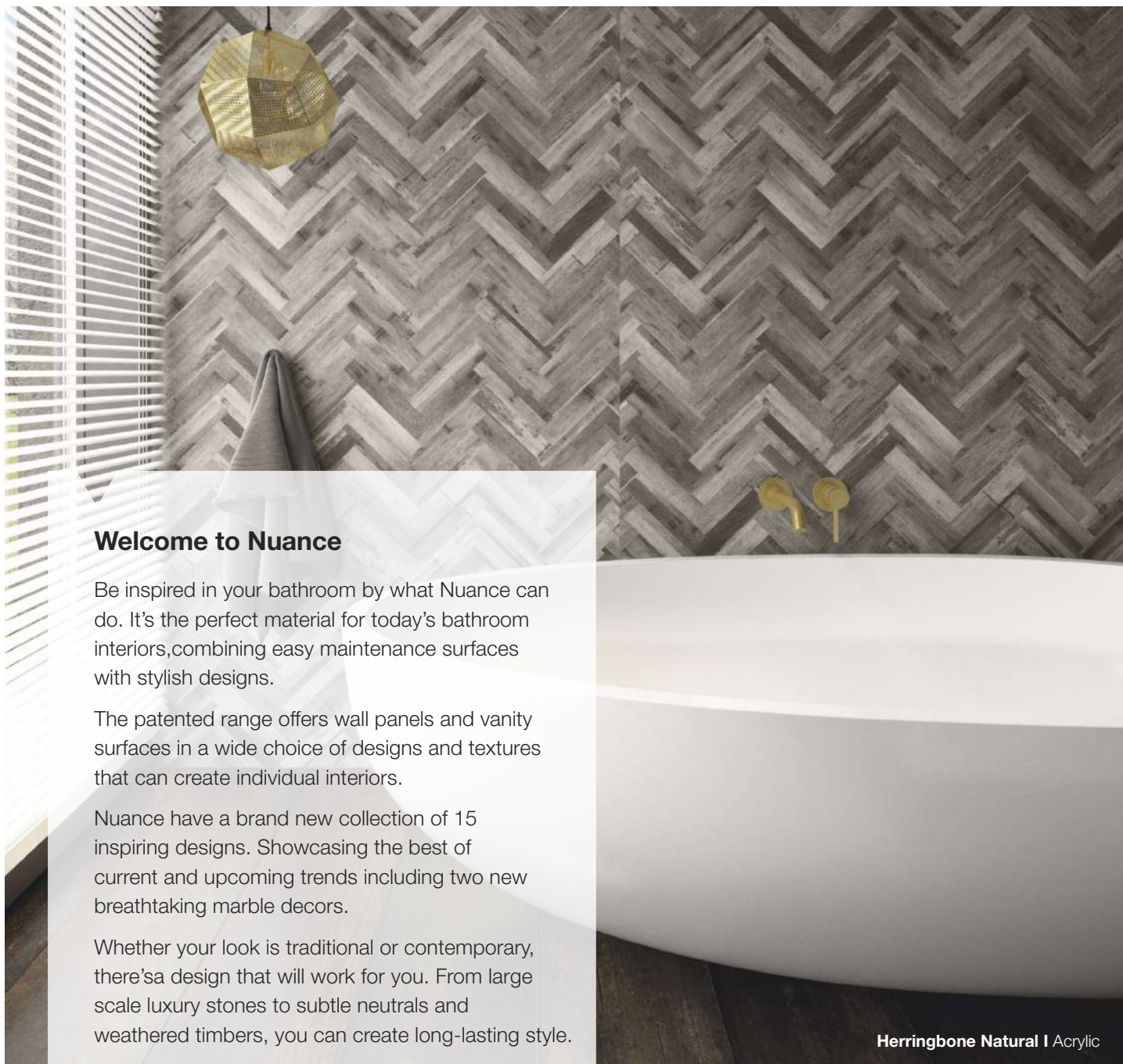
White Metallic



Dark Bronze Metallic

Mazan Range	Price code	Price (RRP)
Price Group 1: High Gloss		
3600 x 600 x 4mm	40.61.551	£258.59
3050 x 600 x 4mm	40.20.441	£240.03
2440 x 900 x 4mm	40.61.551	£258.59
2440 x 1220 x 4mm	40.22.012	£350.36
3050 x 1220 x 4mm	40.44.262	£437.40
Price Group 2: Metallic		
3600 x 600 x 4mm	40.80.471	£290.13
3050 x 600 x 4mm	40.49.261	£271.57
2440 x 900 x 4mm	40.80.471	£290.13
2440 x 1220 x 4mm	40.67.532	£392.93
3050 x 1220 x 4mm	40.14.492	£490.69
Glass Hob Panels		
600 x 200 x 6mm	40.28.72	£46.37
900 x 200 x 6mm	40.93.83	£63.99
600 x 750 x 6mm	40.20.18	£135.03
900 x 750 x 6mm	40.92.601	£177.15
Extrusions Coloured Profile		
Internal corner	40.14.31	£22.35
External corner	40.91.51	£25.31
End stop	40.19.01	£18.18
Continuous joint	40.86.01	£17.80
Extrusions Polished Silver Effect		
Internal corner	40.53.41	£23.92
External corner	40.36.61	£27.72
End stop	40.14.61	£27.36
Continuous joint	40.64.31	£22.44
Mazan Accessories		
Repair and maintenance kit	40.02.35	£88.66
Edge polishing kit	40.02.22	£37.01
Polishing compound	40.07.61	£27.83
Vuplex cleaner	40.97.70	£12.98
Neutral cure adhesive	40.12.70	£12.01

NEW Bushboard Nuance Bathroom Surfaces



Welcome to Nuance

Be inspired in your bathroom by what Nuance can do. It's the perfect material for today's bathroom interiors, combining easy maintenance surfaces with stylish designs.

The patented range offers wall panels and vanity surfaces in a wide choice of designs and textures that can create individual interiors.

Nuance have a brand new collection of 15 inspiring designs. Showcasing the best of current and upcoming trends including two new breathtaking marble decors.

Whether your look is traditional or contemporary, there's a design that will work for you. From large scale luxury stones to subtle neutrals and weathered timbers, you can create long-lasting style.

Herringbone Natural | Acrylic

Wall Panel Availability

2420 x 1200 x 11mm Postformed Panel
2420 x 1200 x 11mm T&G Panel
2420 x 600 x 11mm T&G Panel
2420 x 160 x 11mm Finishing Panel
2420 x 580 x 11mm Feature Panel

Acrylic Wall Panel Availability

2420 x 1200 x 11mm

Worksurface Availability

3000 x 360 x 28mm
3000 x 600 x 28mm

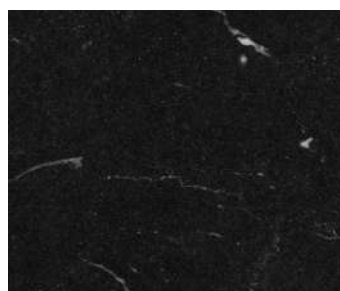
Compact Vanity

Worksurface Availability

3000 x 360 x 12mm




BB nuance

**Marble Noir**

Laminate	Price Group 1
Finish	Gloss
BB Complete	Jet Black
Worksurfaces	✓
Wall panels	✓

**Black Quartz**


Laminate	Price Group 3
Finish	Gloss
BB Complete	Jet Black
Worksurfaces	✓
Wall panels	✓

**Black Granite**

Laminate	Price Group 1
Finish	Gloss
BB Complete	Jet Black
Worksurfaces	✓
Wall panels	✗

**Magma**

Laminate	Price Group 2
Finish	Riven
BB Complete	Slate Grey
Worksurfaces	✓
Wall panels	✓

**Terracotta Paladina**

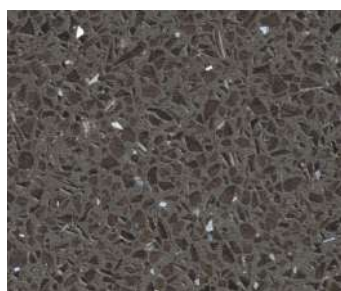
Laminate	Price Group 3
Finish	Glaze
BB Complete	Fudge
Worksurfaces	✗
Wall panels	✓

**Grey Paladina**

Laminate	Price Group 3
Finish	Glaze
BB Complete	Pewter Grey
Worksurfaces	✗
Wall panels	✓

**Natural Greystone**

Laminate	Price Group 2
Finish	Roche
BB Complete	Pewter Grey
Worksurfaces	✓
Wall panels	✓

**Cinder Quartz**

Laminate	Price Group 3
Finish	Gloss
BB Complete	Chocolate
Worksurfaces	✓
Wall panels	✓

**Driftwood**

Laminate	Price Group 2
Finish	Grain
BB Complete	Pewter Grey
Worksurfaces	✗
Wall panels	✓

**15 Year Guarantee**

Nuance products are guaranteed for 15 years. Please refer to the latest Bushboard Nuance brochure for full details.


Platinum Travertine

Laminate	Price Group 2
Finish	Riven
BB Complete	Silver Grey
Worksurfaces	✓
Wall panels	✓


Antique Paladina


Laminate	Price Group 3
Finish	Glaze
BB Complete	Chocolate
Worksurfaces	✗
Wall panels	✓


Imperador

Laminate	Price Group 1
Finish	Gloss
BB Complete	Chocolate
Worksurfaces	✓
Wall panels	✗


Kota

Laminate	Price Group 1
Finish	Gloss
BB Complete	Fudge
Worksurfaces	✓
Wall panels	✗


Classic Travertine


Nuance Prices

can be found on page 76


Petra

Laminate	Price Group 1
Finish	Gloss
BB Complete	Vanilla
Worksurfaces	✓
Wall panels	✓


Classic Travertine

Laminate	Price Group 2
Finish	Riven
BB Complete	Fudge
Worksurfaces	✓
Wall panels	✓


Veneto

Laminate	Price Group 2
Finish	Quarry
BB Complete	Mushroom
Worksurfaces	✗
Wall panels	✓

**Alabaster**

Laminate	Price Group 2
Finish	Quarry
BB Complete	Ash Grey
Worksurfaces	✗
Wall panels	✓

**Marble Sable**

Laminate	Price Group 1
Finish	FA
BB Complete	Fudge
Worksurfaces	✗
Wall panels	✓

**Soft Mazzarino**

Laminate	Price Group 2
Finish	Quarry
BB Complete	Fudge
Worksurfaces	✓
Wall panels	✓

**Wildwood**

Laminate	Price Group 2
Finish	Grain
BB Complete	Mushroom
Worksurfaces	✓
Wall panels	✓

**Alhambra**

Laminate	Price Group 3
Finish	Glaze
BB Complete	Fudge
Worksurfaces	✓
Wall panels	✓

**Chalkwood**

Laminate	Price Group 3
Finish	Riven
BB Complete	Pewter Grey
Worksurfaces	✗
Wall panels	✓

**Vanilla Quartz**

Laminate	Price Group 3
Finish	Gloss Quartz
BB Complete	Vanilla
Worksurfaces	✓
Wall panels	✓

**White Quartz**


Laminate	Price Group 3
Finish	Gloss Quartz
BB Complete	Ice White
Worksurfaces	✓
Wall panels	✓

**Calacatta Statuario**


Laminate	Price Group 3
Finish	Glaze
BB Complete	Silver Grey
Worksurfaces	✓
Wall panels	✓

**Turin Marble**

Laminate	Price Group 2
Finish	Ultramatt
BB Complete	Silver Grey
Worksurfaces	✓
Wall panels	✓

**Arctic**

Laminate	Price Group 1
Finish	Gloss
BB Complete	Ice White
Worksurfaces	✓
Wall panels	✓

**Frost**

Laminate	Price Group 2
Finish	Glaze
BB Complete	Silver Grey
Worksurfaces	✓
Wall panels	✓



Nuance Designer Décors Wall Panels

Nuance designer décors draw on the art and science of enhancing interior spaces to achieve a healthier and more aesthetically pleasing environment.

Designer Wall Panel Availability

2420 x 1200 x 11mm Postformed Panel
2420 x 1200 x 11mm T&G Panel
2420 x 600 x 11mm T&G Panel
2420 x 160 x 11mm Finishing Panel
2420 x 580 x 11mm Feature Panel

* Herringbone Natural, Herringbone Whitewash, Washed Capital Brick and Original Capital Brick only available as 2420 x 1200 x 11mm Postformed and T&G panel sizes.

Original Capital Brick | Designer


NEW



Grey Gotas
Designer Price Group **3**

Finish	Shell
BB Complete	Mushroom
Worksurfaces	✗
Wall panels	✓


NEW



Sand Lightning Fossil
Designer Price Group **3**

Finish	Roccia
BB Complete	Fudge
Worksurfaces	✗
Wall panels	✓


NEW



New England
Designer Price Group **3**

Finish	Timber
BB Complete	Silver Grey
Worksurfaces	✗
Wall panels	✓


NEW



White Lightning Fossil
Designer Price Group **3**

Finish	Roccia
BB Complete	Silver Grey
Worksurfaces	✗
Wall panels	✓


NEW



Herringbone Natural
Designer Price Group **3**

Finish	Shell
BB Complete	Pewter Grey
Worksurfaces	✗
Wall panels	1200mm only


NEW



Herringbone Whitewash
Designer Price Group **3**

Finish	Shell
BB Complete	Silver Grey
Worksurfaces	✗
Wall panels	1200mm only


NEW



Original Capital Brick
Designer Price Group **3**

Finish	Pietra
BB Complete	Toffee
Worksurfaces	✗
Wall panels	1200mm only

NEW



Washed Capital Brick
Designer Price Group **3**

Finish	Pietra
BB Complete	Pewter Grey
Worksurfaces	✗
Wall panels	1200mm only

Urban Stone I Compact



Nuance Compact Vanity Décors

Nuance vanity décors offer a range of worksurfaces in a compact 12mm depth.

Compact Vanity Worksurface Availability

3000 x 360 x 12mm



Natural Greystone I Compact


Nuance Range	Price code	Price (RRP)
Price Group 1		
2420 x 1200 x 11mm PF panel	40.73.521	£208.95
2420 x 580 x 11mm feature panel	40.92.07	£117.15
2420 x 160 x 11mm finishing panel	40.41.53	£58.57
2420 x 1200 x 11mm T&G panel	40.73.521	£208.95
2420 x 600 x 11mm T&G panel	40.34.46	£107.38
3050 x 360 x 28mm worksurface	40.24.54	£75.70
3050 x 600 x 28mm worksurface	40.19.85	£98.18


Price Group 2		
2420 x 1200 x 11mm PF panel	40.86.161	£269.47
2420 x 580 x 11mm feature panel	40.68.78	£146.44
2420 x 160 x 11mm finishing panel	40.49.34	£73.23
2420 x 1200 x 11mm T&G panel	40.96.161	£269.48
2420 x 600 x 11mm T&G panel	40.48.08	£134.73
3050 x 360 x 28mm worksurface	40.26.95	£99.37
3050 x 600 x 28mm worksurface	40.25.47	£124.21


Price Group 3 (Including Designer Décors)		
2420 x 1200 x 11mm PF panel	40.51.671	£293.58
2420 x 580 x 11mm feature panel	40.18.89	£164.68
2420 x 160 x 11mm finishing panel	40.14.94	£82.36
2420 x 1200 x 11mm T&G panel	40.51.671	£293.58
2420 x 600 x 11mm T&G panel	40.12.09	£150.35
3050 x 360 x 28mm worksurface	40.26.95	£99.37
3050 x 600 x 28mm worksurface	40.25.47	£124.21

Compact Vanity Décors		
3000 x 360 x 12mm worksurface - Granit	40.58.531	£226.41
3000 x 360 x 12mm worksurface - Ultramatt	40.94.412	£357.49

Nuance Accessories	Price code	Price (RRP)
Laminate edging – 1m	40.19.20	£4.85
2450mm internal corner – polished	40.52.91	£32.09
2450mm internal corner – black, white	40.21.31	£21.87
2450mm external corner – polished	40.09.12	£36.50
2450mm external corner – black, white	40.98.41	£24.82
2450mm straight joint – polished	40.52.91	£32.09
2450mm straight joint – black, white	40.68.01	£18.10
2450mm end cap – polished	40.52.91	£32.09
2450mm end cap – black, white	40.36.90	£16.05
2450mm shower / bath seal – white	40.62.21	£20.43
Solid surface joint and installation kit	40.88.82	£48.13
BB Complete – colour matched	40.07.71	£29.49
BB Complete – neutral adhesive	40.08.70	£13.00

NEW	
	
Lightning Obsidian Compact	
Finish	Granit
BB Complete	Jet Black
Worksurfaces	✓
Wall panels	✗

NEW	
	
Natural Greystone Compact	
Finish	Ultramatt
BB Complete	Pewter Grey
Worksurfaces	✓
Wall panels	✗

NEW	
	
Urban Stone Compact	
Finish	Ultramatt
BB Complete	Fudge
Worksurfaces	✓
Wall panels	✗

NEW	
	
Marmo Bianco Compact	
Finish	Ultramatt
BB Complete	Silver Grey
Worksurfaces	✓
Wall panels	✗

Introducing the New Nuance Acrylic Panel range

The new acrylic range is the perfect balance of style and convenience, available in seven beautiful designs.

These stunning acrylic panels are 4mm thick and offer a sleek, reflective, gloss finish reminiscent of sheet glass.

Nuance Acrylic Panel Availability

2420 x 1200 x 4mm

* Carrara Marble Slab acrylic panels are available in 2 formats giving four ways to install for a book-matched design (please refer to Nuance retail brochure).

Linear Arctic Marble I Acrylic

NEW

Carrara Marble Slab*

Acrylic	Price Group 4
Finish	Acrylic
BB Complete	Silver Grey
Worksurfaces	✗
Wall panels	✓

NEW

Hexagon Marble

Acrylic	Price Group 4
Finish	Acrylic
BB Complete	Silver Grey
Worksurfaces	✗
Wall panels	✓

NEW

Vintage Grey

Acrylic	Price Group 4
Finish	Acrylic
BB Complete	Silver Grey
Worksurfaces	✗
Wall panels	✓

NEW

Natural Finestra

Acrylic	Price Group 4
Finish	Acrylic
BB Complete	Silver Grey
Worksurfaces	✗
Wall panels	✓

NEW

Casablanca Grey

Acrylic	Price Group 4
Finish	Acrylic
BB Complete	Basalt Grey
Worksurfaces	✗
Wall panels	✓

NEW

Linear Arctic Marble

Acrylic	Price Group 4
Finish	Acrylic
BB Complete	Silver Grey
Worksurfaces	✗
Wall panels	✓



Casablanca Classic I Acrylic

NEW

Casablanca Classic

Acrylic	Price Group 4
Finish	Acrylic
BB Complete	Fudge
Worksurfaces	✗
Wall panels	✓

Nuance Acrylic Range	Price code	Price (RRP)
Price Group 4		
2420 x 1200 x 4mm PF panel	40.61.262	£436.94
Accessories – White		
2450mm internal corner	40.71.31	£21.95
2450mm external corner	40.39.41	£24.88
2450mm straight joint	40.40.21	£20.07
2450mm end cap	40.56.90	£16.09
Accessories – Aluminium		
2450mm internal corner	40.03.91	£32.17
2450mm external corner	40.49.12	£36.56
2450mm straight joint	40.65.71	£29.27
2450mm end cap	40.03.91	£32.17

Bushboard Nuance Pack Kits

Six packs that cover you for most installations

Packs below include all Nuance panels and adhesive / sealant. Don't forget there is no need for trims.

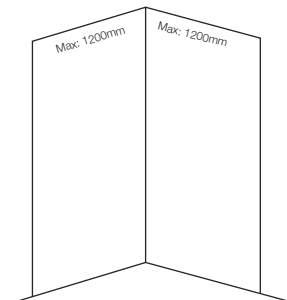
Corner

Pack Kit A

Perfect for shower enclosures up to 1200mm

Pack includes:

- 2 x 1200mm postformed panels
- 2 tubes neutral BB Complete
- 1 tube colour match BB Complete



Nuance Pack Kit A	Price code	Price (RRP)
Price Group 1	40.40.482	£473.40
Price Group 2	40.66.653	£594.44
Price Group 3	40.95.583	£642.65

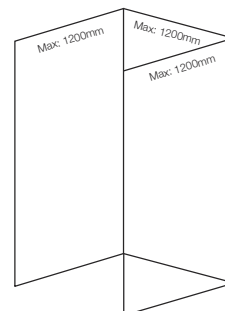
Recess

Pack Kit D

Perfect for shower enclosures up to 1200mm

Pack includes:

- 2 x 1200mm postformed panels
- 1 x 1200mm tongue and groove panels
- 3 tubes neutral BB Complete
- 1 tube colour match BB Complete



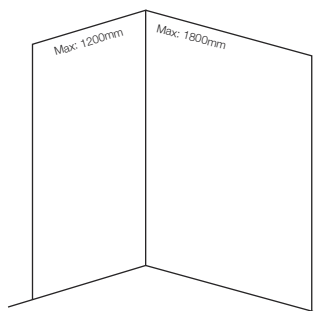
Nuance Pack Kit D	Price code	Price (RRP)
Price Group 1	40.22.714	£695.36
Price Group 2	40.51.625	£876.92
Price Group 3	40.35.965	£949.22

Pack Kit B

Perfect for shower enclosures, walk-ins or baths up to 1800mm

Pack includes:

- 2 x 1200mm postformed panels
- 1 x 600mm tongue and groove panels
- 3 tubes neutral BB Complete
- 1 tube colour match BB Complete



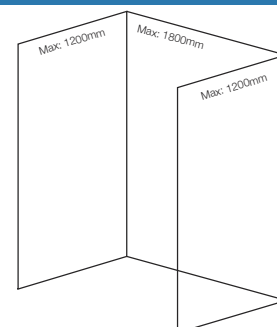
Nuance Pack Kit B	Price code	Price (RRP)
Price Group 1	40.72.653	£593.78
Price Group 2	40.03.544	£742.17
Price Group 3	40.95.384	£805.99

Pack Kit E

Perfect for shower enclosures, walk-ins or baths up to 1800mm

Pack includes:

- 2 x 1200mm postformed panels
- 1 x 1200mm tongue and groove panels
- 1 x 600mm tongue and groove panels
- 4 tubes neutral BB Complete
- 1 tube colour match BB Complete



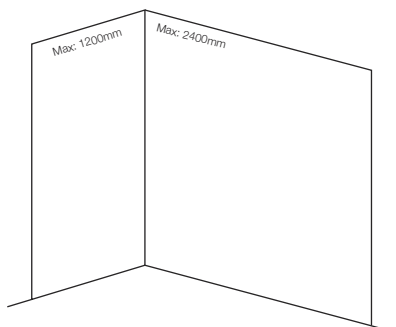
Nuance Pack Kit E	Price code	Price (RRP)
Price Group 1	40.44.984	£815.74
Price Group 2	40.97.416	£1,024.65
Price Group 3	40.45.766	£1,112.57

Pack Kit C

Perfect for shower enclosures, walk-ins or baths up to 2400mm

Pack includes:

- 2 x 1200mm postformed panels
- 1 x 1200mm tongue and groove panels
- 3 tubes neutral BB Complete
- 1 tube colour match BB Complete



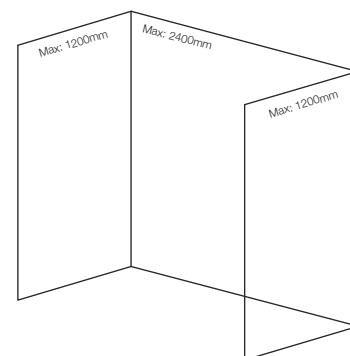
Nuance Pack Kit C	Price code	Price (RRP)
Price Group 1	40.22.714	£695.36
Price Group 2	40.51.625	£876.92
Price Group 3	40.35.965	£949.22

Pack Kit F

Perfect for shower enclosures, walk-ins or baths up to 2400mm

Pack includes:

- 2 x 1200mm postformed panels
- 2 x 1200mm tongue and groove panels
- 4 tubes neutral BB Complete
- 1 tube colour match BB Complete



Nuance Pack Kit F	Price code	Price (RRP)
Price Group 1	40.93.055	£917.31
Price Group 2	40.46.596	£1,159.40
Price Group 3	40.84.357	£1,255.80

Bushboard Vista 2-in-1 MDF Splashbacks


Bushboard Vista collection statement splashbacks

Bushboard have developed a range of kitchen splashbacks that make a great style statement behind a sink or hob area and offer a real alternative to traditional tiles.

The Vista collection choices are hardwearing and practical and come in 20 fantastic 'on trend' designs.

Over the following pages you will find design upon design brought to life in the inspirational collection of sensational statement splashbacks.

Vista collection

 Our range of double sided MDF statement splashbacks have been perfectly paired to provide a '2-in-1' solution, combining designs with similar colour tones to allow flexibility of décor choice right up to the moment of installation.

All of the acrylic statement splashbacks shown on page 90 are only one-sided.

Vista Availability

MDF splashbacks: 3000mm x 600mm x 9mm

Acrylic splashbacks: 3000mm x 600mm x 4mm



Casablanca Grey I 2-in-1 MDF



Casablanca Multi
MDF
BB Complete

Side 1
Fudge



Vintage Taupe
MDF
BB Complete

Side 2
Silver Grey

**Casablanca Grey**

MDF

BB Complete

Side 1

Basalt Grey


**Vintage Grey**

MDF

BB Complete

Side 2

Silver Grey


**Honeycomb**

MDF

BB Complete

Side 1

Basalt Grey

**Blocked Hex Dove**

MDF

BB Complete

Side 2

Silver Grey





Blocked Hex Midnight

MDF

Side 1

BB Complete

Jet Black



Roulette Curves Taupe

MDF

Side 2

BB Complete

Pewter Grey


Roulette Curves White

MDF

Side 1

BB Complete

Ice White


Herringbone Whitewash

MDF

Side 2

BB Complete

Silver Grey


Herringbone Natural

MDF

Side 1

BB Complete

Pewter Grey


London Brick

MDF

Side 2

BB Complete

Toffee or Silver Grey


Summer Palm

MDF

Side 1

BB Complete

Olive Green


Golden Grove

MDF

Side 2

BB Complete

Slate Grey

Bushboard Acrylic Splashbacks




Inner City Ice Cloud

Acrylic

BB Complete

Silver Grey




Inner City Ocean Grey

Acrylic

BB Complete

Silver Grey




Kaleidoscope Cool Blue

Acrylic

BB Complete

Silver Grey




Kaleidoscope Charcoal Grey

Acrylic

BB Complete

Silver Grey



Constellation

Acrylic

BB Complete

Pewter Grey



Hazy Forest

Acrylic

BB Complete

Basalt Grey



Kaleidoscope Charcoal Grey | Acrylic



Constellation | Acrylic

Vista Double Sided MDF Splashbacks	Price code	Price (RRP)
3000 x 600 x 9mm		
Casablanca Multi / Vintage Taupe	40.56.89	£164.42
Casablanca Grey / Vintage Grey	40.56.89	£164.42
Honeycomb / Blocked Hex Dove	40.56.89	£164.42
Blocked Hex Midnight / Roulette Curves Taupe	40.56.89	£164.42
Roulette Curves White / Herringbone Whitewash	40.56.89	£164.42
Herringbone Natural / London Brick	40.56.89	£164.42
Summer Palm / Golden Grove	40.56.89	£164.42
Vista Acrylic Splashbacks		
3000 x 600 x 4mm		
Inner City Ice Cloud	40.67.751	£262.93
Inner City Ocean Grey	40.67.751	£262.93
Kaleidoscope Cool Blue	40.67.751	£262.93
Kaleidoscope Charcoal Grey	40.67.751	£262.93
Constellation	40.67.751	£262.93
Hazy Forest	40.67.751	£262.93

Wall Panelling Prices



For the Mazan Range

refer to page 67



For the Bushboard Nuance Range

refer to page 71



For the Bushboard Vista Range

refer to page 79



Vista | Summer Palm (MDF)

MAZAN®

Mazan Range	Price code	Price (RRP)
Price Group 1: High Gloss		
3600 x 600 x 4mm	40.61.551	£258.59
3050 x 600 x 4mm	40.20.441	£240.03
2440 x 900 x 4mm	40.61.551	£258.59
2440 x 1220 x 4mm	40.22.012	£350.36
3050 x 1220 x 4mm	40.44.262	£437.40
Price Group 2: Metallic		
3600 x 600 x 4mm	40.80.471	£290.13
3050 x 600 x 4mm	40.49.261	£271.57
2440 x 900 x 4mm	40.80.471	£290.13
2440 x 1220 x 4mm	40.67.532	£392.93
3050 x 1220 x 4mm	40.14.492	£490.69
Glass Hob Panels		
600 x 200 x 6mm	40.28.72	£46.37
900 x 200 x 6mm	40.93.83	£63.99
600 x 750 x 6mm	40.20.18	£135.03
900 x 750 x 6mm	40.92.601	£177.15
Extrusions Coloured Profile		
Internal corner	40.14.31	£22.35
External corner	40.91.51	£25.31
End stop	40.19.01	£18.18
Continuous joint	40.86.01	£17.80
Extrusions Polished Silver Effect		
Internal corner	40.53.41	£23.92
External corner	40.36.61	£27.72
End stop	40.14.61	£27.36
Continuous joint	40.64.31	£22.44
Mazan Accessories		
Repair and Maintenance Kit	40.02.35	£88.66
Edge Polishing Kit	40.02.22	£37.01
Polishing Compound	40.07.61	£27.83
Vuplex Cleaner	40.97.70	£12.98
Neutral Cure Adhesive	40.12.70	£12.01



Mazan | Ink Well

BB nuance

Nuance Range	Price code	Price (RRP)
Price Group 1		
2420 x 1200 x 11mm PF panel	40.73.521	£208.95
2420 x 580 x 11mm feature panel	40.92.07	£117.15
2420 x 160 x 11mm finishing panel	40.41.53	£58.57
2420 x 1200 x 11mm T&G panel	40.73.521	£208.95
2420 x 600 x 11mm T&G panel	40.34.46	£107.38
3050 x 360 x 28mm worksurface	40.24.54	£75.70
3050 x 600 x 28mm worksurface	40.19.85	£98.18
Price Group 2		
2420 x 1200 x 11mm PF panel	40.86.161	£269.47
2420 x 580 x 11mm feature panel	40.68.78	£146.44
2420 x 160 x 11mm finishing panel	40.49.34	£73.23
2420 x 1200 x 11mm T&G panel	40.96.161	£269.48
2420 x 600 x 11mm T&G panel	40.48.08	£134.73
3050 x 360 x 28mm worksurface	40.26.95	£99.37
3050 x 600 x 28mm worksurface	40.25.47	£124.21
Price Group 3 (Including Designer Décors)		
2420 x 1200 x 11mm PF panel	40.51.671	£293.58
2420 x 580 x 11mm feature panel	40.18.89	£164.68
2420 x 160 x 11mm finishing panel	40.14.94	£82.36
2420 x 1200 x 11mm T&G panel	40.51.671	£293.58
2420 x 600 x 11mm T&G panel	40.12.09	£150.35
3050 x 360 x 28mm worksurface	40.26.95	£99.37
3050 x 600 x 28mm worksurface	40.25.47	£124.21
Compact Vanity Décors		
3000 x 360 x 12mm worksurface - Granit	40.85.531	£226.41
3000 x 360 x 12mm worksurface - Ultramatt	40.94.412	£357.49



Nuance Accessories	Price code	Price (RRP)
Laminate edging – 1m	40.19.20	£4.85
2450mm internal corner – polished	40.52.91	£32.09
2450mm internal corner – black, white	40.21.31	£21.87
2450mm external corner – polished	40.09.12	£36.50
2450mm external corner – black, white	40.98.41	£24.82
2450mm straight joint – polished	40.52.91	£32.09
2450mm straight joint – black, white	40.68.01	£18.10
2450mm end cap – polished	40.52.91	£32.09
2450mm end cap – black, white	40.36.90	£16.05
2450mm shower / bath seal – white	40.62.21	£20.43
Solid surface joint and installation kit	40.88.82	£48.13
BB Complete – colour matched	40.07.71	£29.49
BB Complete – neutral adhesive	40.08.70	£13.00

BB nuance

Nuance Acrylic Range	Price code	Price (RRP)
Price Group 4		
2420 x 1200 x 4mm PF panel	40.61.262	£436.94
Accessories – White		
2450mm internal corner	40.71.31	£21.95
2450mm external corner	40.39.41	£24.88
2450mm straight joint	40.40.21	£20.07
2450mm end cap	40.56.90	£16.09
Accessories – Aluminium		
2450mm internal corner	40.03.91	£32.17
2450mm external corner	40.49.12	£36.56
2450mm straight joint	40.65.71	£29.27
2450mm end cap	40.03.91	£32.17

BB nuance Pack Kits

Nuance Pack Kits	Price code	Price (RRP)
Price Group 1		
Pack Kit A	40.40.482	£473.40
Pack Kit B	40.72.653	£593.78
Pack Kit C	40.22.714	£695.36
Pack Kit D	40.22.714	£695.36
Pack Kit E	40.44.984	£815.74
Pack Kit F	40.93.055	£917.31
Price Group 2		
Pack Kit A	40.66.653	£594.44
Pack Kit B	40.03.544	£742.17
Pack Kit C	40.51.625	£876.92
Pack Kit D	40.51.625	£876.92
Pack Kit E	40.97.416	£1,024.65
Pack Kit F	40.46.596	£1,159.40
Price Group 3		
Pack Kit A	40.95.583	£642.65
Pack Kit B	40.95.384	£805.99
Pack Kit C	40.35.965	£949.22
Pack Kit D	40.35.965	£949.22
Pack Kit E	40.45.766	£1,112.57
Pack Kit F	40.84.357	£1,255.80

BB vista

Vista Double Sided MDF Splashbacks	Price code	Price (RRP)
3000 x 600 x 9mm		
Casablanca Multi / Vintage Taupe	40.56.89	£164.42
Casablanca Grey / Vintage Grey	40.56.89	£164.42
Honeycomb / Blocked Hex Dove	40.56.89	£164.42
Blocked Hex Midnight / Roulette Curves Taupe	40.56.89	£164.42
Roulette Curves White / Herringbone Whitewash	40.56.89	£164.42
Herringbone Natural / London Brick	40.56.89	£164.42
Summer Palm / Golden Grove	40.56.89	£164.42
Vista Acrylic Splashbacks		
3000 x 600 x 4mm		
Inner City Ice Cloud	40.67.751	£262.93
Inner City Ocean Grey	40.67.751	£262.93
Kaleidoscope Cool Blue	40.67.751	£262.93
Kaleidoscope Charcoal Grey	40.67.751	£262.93
Constellation	40.67.751	£262.93
Hazy Forest	40.67.751	£262.93



NEW Open House Kitchen Ranges

For complete specifications please refer to the latest Open House Brochure and Price List.

Order your copy on **0121 561 4245** or email your request to us, sales@blackheathproducts.co.uk





Open House Kitchens

Beautiful Kitchens, British Design.

At Open House we spend a long time thinking about kitchens and how they can work for you, we know a lot about what is popular now and what has been popular in the past. Be it in design, technology or layout. In fact some may even say we are just a little bit obsessive.


This is why selecting a kitchen is one of the most important aspects of creating your home, as it's also about creating your ideal space and lifestyle.

Hopefully this is where we come in though, as sometimes it can be pretty useful to know an obsessive.





MODERN SUPERGLOSS



ETON

KENDAL

MALVERN

18mm MDF slab door with matching edging. Laminated supergloss surface with a matching matt colour reverse. Laminated and edged with PUR adhesive system giving the highest heat and moisture resistance available.



KENDAL

NEW



KENDAL

MALVERN



MODERN SUPERMATT



18mm MDF slab door with matching edging. Laminated supermatt surface with a matching matt colour reverse. Laminated and edged with PUR adhesive system giving the highest heat and moisture resistance available.



NEW



SUSSEX



CLASSIC

GLOSS



CHANTILLY



NORMANDY

22mm MDF J profile handle door:
Polyester painted high gloss finish.



CHANTILLY


NEW



NORMANDY



CONTEMPORARY SUPERMATT



CULLEN



STORNOWAY



SHETLAND

22mm MFC J profile handle door: Laminated PET Supermatt foil with fingerprint free finish. Laminated and edged with a PUR adhesive system giving the highest heat and moisture resistance available.



CULLEN

SHETLAND





HERITAGE

OAKGRAIN



SHROPSHIRE



GLOUCESTER



LANCASHIRE



WILTSHIRE

Classic five-piece Vinyl Shaker design with a traditional recessed centre panel. 22mm thick door with a 120mm wide frame and a 6mm centre panel finished with a 2mm chamfered edge all with an ultra-modern, ultra-strong and ultra-sustainable MDF core.





Display Discount

Display discounts are available. Please see your local Blackheath area sales manager for further details. If you don't have an account with us please call **0121 561 4245** and we will send you an account application form.

TRADEBULLETIN

Check out our promotional offers in our Trade Bulletin, available every quarter.



River Collection I Tay Stainless Steel Sink with Vechte Mixer Tap



Sinks and Taps

**Everything but the kitchen sink?
Not at Blackheath Products.**

We offer sinks, taps and accessories from our exclusive River range giving you an unrivalled collection to suit every budget.

There's never been so much choice and there's never been a better place to choose from.

river
collection

River Sink and Tap Collection



Introducing the updated River sink and tap collection... quality you can bank on!

Rivers were once considered an invaluable lifeline. They provided the water we needed to drink, cook and clean. It's why we're proud to introduce a collection of beautifully practical sinks and taps directly inspired by the world's most famous waterways.

Each sink and tap is named after the river that most closely reflects its unique character and design. From the no-nonsense Wye and dramatic glass-topped Dane, to the fittingly grand Thames, our designers have channelled their passion and expertise to create a collection that truly stands out in terms of style, durability and innovation.



For the latest copy of the River Sinks and Taps collection brochure call **0121 561 4245** or email your request to us at **sales@blackheathproducts.co.uk**

Long-term peace of mind

Sinks and bowls carry a lifetime warranty* against genuine material and manufacturing defects. Taps carry a five-year warranty* against material and manufacturing defects, while surface finish and valves carry a two-year warranty*.

*For full terms and conditions, including exclusions, please visit **www.riversinksandtaps.co.uk**



Stainless Steel Inset Sinks

Unmistakably sleek and undeniably tough, our stainless steel inset sinks have been designed to perfectly complement your existing kitchen appliances.

Manufactured from highly durable 304 grade stainless steel, the newly expanded range includes a host of options to suit every kitchen and budget.




Tamar Single Bowl



Brushed Steel

Tempe	Single bowl
Stainless Steel	Inset
Price (RRP)	£58.49
Price code	40.90.53
Reversible	
Main bowl depth	180mm
Minimum cabinet size	450mm
External dimensions	580 x 488mm

SUPPLIED WITH WASTE, HYGIENIC OVERFLOW AND FITTING CLIPS



Brushed Steel

Ribble	Single bowl
Stainless Steel	Inset
Price (RRP)	£68.79
Price code	40.72.14
Reversible	
Main bowl depth	160mm
Minimum cabinet size	500mm
External dimensions	965 x 500mm

SUPPLIED WITH WASTE, HYGIENIC OVERFLOW AND FITTING CLIPS



Brushed Steel

Wye	One & half bowl
Stainless Steel	Inset
Price (RRP)	£77.26
Price code	40.63.64
Reversible	
Main bowl depth	160mm
Half bowl depth	105mm
Minimum cabinet size	600mm
External dimensions	965 x 500mm

SUPPLIED WITH WASTE, HYGIENIC OVERFLOW AND FITTING CLIPS



Polished Steel

STAR BUY

SINK AND MIXER TAP PACK	
Stour Compact	Single bowl
Stainless Steel	Inset
Price (RRP)	£89.67
Price code	40.08.35
Reversible	
Main bowl depth	170mm
Minimum cabinet size	400mm
External dimensions	860 x 500mm

SUPPLIED BOXED, WITH WASTE FITTINGS AND CHROME SINGLE LEVER MIXER TAP



Polished Steel

STAR BUY

SINK AND MIXER TAP PACK	
Humber	Single bowl
Stainless Steel	Inset
Price (RRP)	£98.42
Price code	40.50.95
Reversible	
Main bowl depth	170mm
Minimum cabinet size	450mm
External dimensions	965 x 500mm

SUPPLIED BOXED, WITH WASTE FITTINGS AND CHROME SINGLE LEVER MIXER TAP



Polished Steel

STAR BUY

SINK AND MIXER TAP PACK	
Mersey	One & half bowl
Stainless Steel	Inset
Price (RRP)	£109.36
Price code	40.26.56
Reversible	
Main bowl depth	155mm
Half bowl depth	80mm
Minimum cabinet size	600mm
External dimensions	965 x 500mm

SUPPLIED BOXED, WITH WASTE FITTINGS AND CHROME SINGLE LEVER MIXER TAP



Brushed Steel

Don	Single bowl
Stainless Steel	Inset
Price (RRP)	£126.77
Price code	40.60.67
Reversible	
Main bowl depth	200mm
Minimum cabinet size	450mm
External dimensions	800 x 500mm

SUPPLIED WITH WASTE, HYGIENIC OVERFLOW AND FITTING CLIPS



Brushed Steel

Eden	Single bowl
Stainless Steel	Inset
Price (RRP)	£131.18
Price code	40.17.87
Reversible	
Main bowl depth	200mm
Minimum cabinet size	600mm
External dimensions	1000 x 500mm

SUPPLIED WITH WASTE, HYGIENIC OVERFLOW AND FITTING CLIPS



Brushed Steel

Medway	One & half bowl
Stainless Steel	Inset
Price (RRP)	£136.16
Price code	40.07.18
Reversible	
Main bowl depth	200mm
Half bowl depth	143mm
Minimum cabinet size	600mm
External dimensions	1000 x 500mm

SUPPLIED WITH WASTE, HYGIENIC OVERFLOW AND FITTING CLIPS



Eden Single Bowl



Brushed Steel

Yarrow	Double bowl
Stainless Steel	Inset
Price (RRP)	£168.50
Price code	40.01.101
Reversible	
Double bowl depths	200mm
Minimum cabinet size	800mm
External dimensions	1160 x 500mm

SUPPLIED WITH WASTE, HYGIENIC OVERFLOW AND FITTING CLIPS



Brushed Steel

Medlock	Single bowl
Stainless Steel	Inset
Price (RRP)	£108.52
Price code	40.11.56
Reversible	
Main bowl depth	185mm
Minimum cabinet size	600mm
External dimensions	1000 x 500mm

SUPPLIED WITH WASTE, HYGIENIC OVERFLOW AND FITTING CLIPS



Brushed Steel

Clun	One & half bowl
Stainless Steel	Inset
Price (RRP)	£118.16
Price code	40.98.07
Reversible	
Main bowl depth	185mm
Half bowl depth	120mm
Minimum cabinet size	600mm
External dimensions	1000 x 500mm

SUPPLIED WITH WASTE, HYGIENIC OVERFLOW AND FITTING CLIPS



Brushed Steel

Mite	One & half bowl
Stainless Steel	Inset
Price (RRP)	£222.87
Price code	40.27.331
LH main bowl only	
Main bowl depth	200mm
Half bowl depth	124mm
Minimum cabinet size	600mm
External dimensions	625 x 520mm

SUPPLIED WITH WASTE, HYGIENIC OVERFLOW AND FITTING CLIPS

Brushed Steel



Tamar	Single bowl
Stainless Steel	Inset
Price (RRP)	£168.50
Price code	40.01.101
LH or RH drainer options	
Main bowl depth	212mm
Minimum cabinet size	600mm
External dimensions	1000 x 500mm

SUPPLIED WITH WASTE, HYGIENIC
OVERFLOW AND FITTING CLIPS

Brushed Steel



Clyde	1.5 bowl
Stainless Steel	Inset
Price (RRP)	£204.79
Price code	40.88.221
LH or RH drainer options	
Main bowl depth	202mm
Half bowl depth	120mm
Minimum cabinet size	600mm
External dimensions	1000 x 500mm

SUPPLIED WITH WASTE, HYGIENIC
OVERFLOW AND FITTING CLIPS

Brushed Steel



Nene	Round bowl
Stainless Steel	Inset
Price (RRP)	£93.80
Price code	40.82.65
Round bowl	
Main bowl depth	185mm
Minimum cabinet size	500mm
External diameter	440mm

SUPPLIED WITH WASTE,
OVERFLOW AND FITTING CLIPS

Brushed Steel



Avon	Round drainer
Stainless Steel	Inset
Price (RRP)	£68.67
Price code	40.02.14
Round drainer	
Drainer depth	50mm
Minimum cabinet size	500mm
External diameter	440mm

SUPPLIED WITH WASTE AND FITTING CLIPS

Brushed Steel



Tyne	Single bowl
Stainless Steel	Inset
Price (RRP)	£259.86
Price code	40.29.551
LH or RH drainer options	
Main bowl depth	206mm
Minimum cabinet size	450mm
External dimensions	800 x 520mm

SUPPLIED WITH WASTE, HYGIENIC
OVERFLOW AND FITTING CLIPS

Brushed Steel



Ock	Single bowl
Stainless Steel	Inset
Price (RRP)	£282.67
Price code	40.06.961
LH or RH drainer options	
Main bowl depth	216mm
Minimum cabinet size	600mm
External dimensions	1000 x 520mm

SUPPLIED WITH WASTE, HYGIENIC
OVERFLOW AND FITTING CLIPS

Slea One & Half Bowl



Brushed Steel



Slea	One & half bowl
Stainless Steel	Inset
Price (RRP)	£309.58
Price code	40.57.581
LH or RH drainer options	
Main bowl depth	206mm
Half bowl depth	120mm
Minimum cabinet size	600mm
External dimensions	1000 x 520mm

SUPPLIED WITH WASTE, HYGIENIC
OVERFLOW AND FITTING CLIPS

Stainless Steel / Glass Inset Sinks

The perfect combination of style and function, these highly durable inset sinks are manufactured from 304 grade stainless steel and finished with toughened black safety glass on top. Capable of withstanding both heavy knocks and extremely high temperatures, the sleek lines and smooth contours provide an instant talking point in your kitchen.



Fender Single Bowl

Brushed Steel

Black Glass



Fender	Single bowl
Stainless Steel with Glass	Inset
Price (RRP)	£418.76
Price code	40.62.152
LH or RH drainer options	
Main bowl depth	195mm
Minimum cabinet size	600mm
External dimensions	1000 x 520mm

**SUPPLIED WITH WASTE, HYGIENIC
OVERFLOW AND FITTING CLIPS**

Brushed Steel

Black Glass



Dane	One & half bowl
Stainless Steel with Glass	Inset
Price (RRP)	£446.76
Price code	40.00.862
LH or RH drainer options	
Main bowl depth	190mm
Half bowl depth	120mm
Minimum cabinet size	600mm
External dimensions	1000 x 520mm

**SUPPLIED WITH WASTE, HYGIENIC
OVERFLOW AND FITTING CLIPS**



Dane one & half bowl

NEW Stainless Steel Undermount / Inset Sinks

Finished and fabricated by hand to ensure accuracy and quality, this range of bowls is manufactured from 1mm medical grade 304 brushed steel. Reflecting the exacting standards found across the River collection, the underside of the sink is finished with a special sound and heat reducing coating.



Dee Single Bowl



Brushed Steel



Aire	Half bowl
Stainless Steel	Inset/Undermount
Price (RRP)	£159.24
Price code	40.55.59
Non reversible	
Main bowl depth	140mm
Minimum cabinet size	250mm
Bowl dimensions	210 x 430mm
Waste disposal compatible	

SUPPLIED COMPLETE WITH WASTE AND HYGIENIC OVERFLOW

Brushed Steel



Ure	Single bowl
Stainless Steel	Inset/Undermount
Price (RRP)	£232.73
Price code	40.46.931
Non reversible	
Main bowl depth	200mm
Minimum cabinet size	450mm
Bowl dimensions	430 x 430mm
Waste disposal compatible	

SUPPLIED WITH WASTE AND HYGIENIC OVERFLOW

Brushed Steel



Dee	Single bowl
Stainless Steel	Inset/Undermount
Price (RRP)	£257.24
Price code	40.43.451
Non reversible	
Main bowl depth	200mm
Minimum cabinet size	600mm
Bowl dimensions	530 x 430mm
Waste disposal compatible	

SUPPLIED WITH WASTE AND HYGIENIC OVERFLOW

Brushed Steel



Tay	Single bowl
Stainless Steel	Inset/Undermount
Price (RRP)	£293.98
Price code	40.93.671
Non reversible	
Main bowl depth	200mm
Minimum cabinet size	800mm
Bowl dimensions	730 x 430mm
Waste disposal compatible	

SUPPLIED WITH WASTE AND OVERFLOW FITTINGS

Brushed Steel



Bann	One & half bowl
Stainless Steel	Inset/Undermount
Price (RRP)	£379.73
Price code	40.48.722
LH or RH options	
Main bowl depth	200mm
Minimum cabinet size	600mm
Bowl dimensions	580 x 430mm
Waste disposal compatible	

SUPPLIED WITH WASTE AND HYGIENIC OVERFLOW



Tay Single Bowl

Stainless Steel Undermount Sinks

Modern and minimalist in equal measure, our undermount sinks are made from 304 grade stainless steel. Covering both single and one and a half bowl styles, this popular option enables you to create the bespoke kitchen you desire without sacrificing the practicality you demand. For installation ease we offer a prefabricated service, with the sink fully fitted within your chosen worksurface.



Colne Single Bowl

Brushed Steel



Trent	One & half bowl
Stainless Steel	Undermount
Price (RRP)	£129.62
Price code	40.77.77
Reversible	
Main bowl depth	185mm
Half bowl depth	110mm
Minimum cabinet size	600mm
Bowl dimensions	594 x 460mm

SUPPLIED WITH WASTE AND HYGIENIC OVERFLOW

Brushed Steel



Derwent	One & half bowl
Stainless Steel	Undermount
Price (RRP)	£152.94
Price code	40.77.19
LH or RH options	
Main bowl depth	185mm
Half bowl depth	110mm
Minimum cabinet size	600mm
Bowl dimensions	594 x 460mm

SUPPLIED WITH WASTE AND HYGIENIC OVERFLOW

Brushed Steel



Colne	One & half bowl
Stainless Steel	Undermount
Price (RRP)	£239.58
Price code	40.57.341
LH or RH options	
Main bowl depth	190mm
Half bowl depth	120mm
Minimum cabinet size	600mm
Bowl dimensions	580 x 450mm

SUPPLIED WITH WASTE AND HYGIENIC OVERFLOW

Brushed Steel



Brett	One & half bowl
Stainless Steel	Undermount
Price (RRP)	£266.51
Price code	40.19.951
LH or RH options	
Main bowl depth	180mm
Half bowl depth	120mm
Minimum cabinet size	600mm
Bowl dimensions	600 x 450mm

SUPPLIED WITH WASTE AND HYGIENIC OVERFLOW



Trent One & Half bowl



Twiss Single Bowl

Brushed Steel



Esk	Half bowl
Stainless Steel	Undermount
Price (RRP)	£78.07
Price code	40.48.64
Large deep bowl	
Main bowl depth	120mm
Minimum cabinet size	200mm
Bowl dimensions	234 x 450mm

SUPPLIED WITH WASTE AND OVERFLOW FITTINGS

Brushed Steel



Weaver	Single bowl
Stainless Steel	Undermount
Price (RRP)	£148.06
Price code	40.48.88
Compact single bowl	
Main bowl depth	190mm
Minimum cabinet size	400mm
Bowl dimensions	390 x 450mm

SUPPLIED WITH WASTE AND HYGIENIC OVERFLOW

Brushed Steel



Twiss	Single bowl
Stainless Steel	Undermount
Price (RRP)	£174.97
Price code	40.89.401
Large deep bowl	
Main bowl depth	200mm
Minimum cabinet size	600mm
Bowl dimensions	530 x 450mm

SUPPLIED WITH WASTE AND HYGIENIC OVERFLOW

UNDERMOUNT SINK JIGS AVAILABLE

Jig templates are available for all of our River undermount sinks, allowing you to achieve the perfect sink cut-out. Each jig is reusable so you won't need to buy another for your next installation of that particular sink.

For more information call **0121 561 4245** or email your request to **sales@blackheathproducts.co.uk**



BULK DISCOUNTS ARE ALSO AVAILABLE FOR CUSTOMERS PURCHASING MULTIPLE SINKS

Granite Inset Sinks

Create a real statement of intent with our granite inset sinks. Available in a range of five stylish tones, every sink is primarily manufactured with natural quartz for optimal durability, colourfastness and resistance to heat and stains.

They also include exceptional anti-bacterial properties, providing you with both style and safety in the kitchen.



Lymington Single Bowl | Graphite Grey



Winster	Single bowl
Granite	Inset
Price (RRP)	£178.88
Price code	40.33.701
Reversible	
Main bowl depth	205mm
Minimum cabinet size	450mm
External dimensions	860 x 500mm

SUPPLIED WITH WASTE, HYGIENIC OVERFLOW AND FITTING CLIPS



Lymington	Single bowl
Granite	Inset
Price (RRP)	£188.85
Price code	40.13.311
Reversible	
Main bowl depth	220mm
Minimum cabinet size	600mm
External dimensions	1000 x 500mm

SUPPLIED WITH WASTE, HYGIENIC OVERFLOW AND FITTING CLIPS



Wraysbury	One & half bowl
Granite	Inset
Price (RRP)	£188.85
Price code	40.13.311
Reversible	
Main bowl depth	205mm
Half bowl depth	146mm
Minimum cabinet size	600mm
External dimensions	1000 x 500mm

SUPPLIED WITH WASTE, HYGIENIC OVERFLOW AND FITTING CLIPS



For the latest copy of the River Sinks and Taps collection brochure call **0121 561 4245** or email your request to us at **sales@blackheathproducts.co.uk**



Wraysbury Single Bowl | Graphite Black

Granite Undermount / Inset Sinks

Brilliantly hygienic and easy to clean, our super smooth granite undermount / inset sinks are available in a range of sizes and contemporary colours. Ideal for both quartz and solid surface worktops, the sinks are manufactured principally with natural quartz for toughness, colourfastness, and resistance to heat and stains.




Severn One & Half Bowl | White

Graphite Black
Champagne
Graphite Grey
White



Ouse	Single bowl
Granite	Inset / Undermount
Price (RRP)	£188.99
Price code	40.93.311
Non Reversible	
Main bowl depth	209mm
Minimum cabinet size	600mm
External dimensions	533 x 457mm

SUPPLIED WITH WASTE, HYGIENIC
OVERFLOW AND FITTING CLIPS

Graphite Black
Champagne
Graphite Grey
White



Severn	One & half bowl
Granite	Inset / Undermount
Price (RRP)	£224.43
Price code	40.66.431
L/H only	
Main bowl depth	200mm
Half bowl depth	140mm
Minimum cabinet size	600mm
External dimensions	555 x 460mm

SUPPLIED WITH WASTE, HYGIENIC
OVERFLOW AND FITTING CLIPS

Graphite Black
Champagne
Graphite Grey
White



Thames	Single bowl
Granite	Undermount Only
Price (RRP)	£233.40
Price code	40.40.041
Non Reversible	
Main bowl depth	220mm
Minimum cabinet size	800mm
External dimensions	744 x 434mm

SUPPLIED WITH WASTE, HYGIENIC
OVERFLOW AND FITTING CLIPS



River Collection Taps

can be found on pages 114-117



Ouse Single Bowl | Graphite Black

Ceramic Sinks

Always in fashion, forever in demand. Our individually handcrafted ceramic sinks have a fireclay finish with a hardwearing, non-porous surface that provides excellent resistance to household chemicals and detergents. So, whether your kitchen is traditional or contemporary, thanks to the wide number of styles available you're sure to find one that feels perfectly at home.

river
collection

Webburn One & Half Bowl



Ceramic White



Ceramic White



Ceramic White

Lagan	Single bowl
Ceramic	Inset/Undermount
Price (RRP)	£183.74
Price code	40.42.011
Reversible	
Main bowl depth	250mm
Minimum cabinet size	600mm
External dimensions	595 x 455mm

SUPPLIED WITH WASTE AND
CHROME FINISH OVERFLOW

Bailey	Single bowl
Ceramic	Inset/Undermount
Price (RRP)	£232.74
Price code	40.56.931
Non Reversible	
Main bowl depth	220mm
Minimum cabinet size	600mm
External dimensions	595 x 475mm

SUPPLIED WITH WASTE AND
CHROME FINISH OVERFLOW

Caldew	Double bowl
Ceramic	Inset/Undermount
Price (RRP)	£393.73
Price code	40.32.632
Non Reversible	
Main bowl depth	220mm
Minimum cabinet size	800mm
External dimensions	800 x 500mm

SUPPLIED WITH WASTE AND
CHROME FINISH OVERFLOW



Lagan Single Bowl



For the latest copy of the River Sinks and Taps collection brochure call **0121 561 4245** or email your request to us at **sales@blackheathproducts.co.uk**

Ceramic White



Witham	One & half bowl
Ceramic	Undermount
Price (RRP)	£259.69
Price code	40.18.551
LH main bowl only	
Main bowl depth	176mm
Half bowl depth	120mm
Minimum cabinet size	600mm
External dimensions	545 x 440mm

SUPPLIED WITH WASTE AND CHROME FINISH OVERFLOW

Ceramic White



Ashburn	Single bowl
Ceramic	Inset
Price (RRP)	£208.25
Price code	40.59.421
Reversible	
Main bowl depth	235mm
Minimum cabinet size	600mm
External dimensions	1015 x 525mm

SUPPLIED WITH WASTE AND CHROME FINISH OVERFLOW



Dovey One & Half bowl

Ceramic White



Webburn	One & half bowl
Ceramic	Inset
Price (RRP)	£218.04
Price code	40.38.031
Reversible	
Main bowl depth	223mm
Half bowl depth	165mm
Minimum cabinet size	600mm
External dimensions	1010 x 525mm

SUPPLIED WITH WASTE AND CHROME FINISH OVERFLOW

Ceramic White



Liffey	Single bowl
Ceramic	Inset
Price (RRP)	£307.88
Price code	40.37.481
Reversible	
Main bowl depth	235mm
Minimum cabinet size	600mm
External dimensions	1015 x 525mm

SUPPLIED WITH WASTE AND OVERFLOW (CHROME FINISH) AND 'ELBE' MIXER TAP

Ceramic White



Dovey	One & half bowl
Ceramic	Inset
Price (RRP)	£307.88
Price code	40.37.481
Reversible	
Main bowl depth	235mm
Half bowl depth	165mm
Minimum cabinet size	600mm
External dimensions	1010 x 525mm

SUPPLIED WITH WASTE AND OVERFLOW (CHROME FINISH) AND 'ELBE' MIXER TAP

Solid Surface Sinks

Seamless finish, flawless innovation. River solid surface sinks and bowls fully integrate with no open joints or seams when installed into solid surfaces, creating a premium finish that's easy to maintain and completely hygienic. For added practicality, drainer grooves can be graduated to create a waterfall that drains away drips and splashes.

Angara Single Bowl



Bright White



Angara	Single bowl
Solid Surface	Undermount
Price (RRP)	£196.34
Price code	40.08.711
External dimensions	445 x 500mm
Main bowl depth	195mm
3.5 INCH STRAINER WASTE	
Price (RRP)	£12.41
Price code	40.44.70
EXCLUDES WASTE	

Bright White



Argun	Single bowl
Solid Surface	Undermount
Price (RRP)	£179.98
Price code	40.99.701
External dimensions	495 x 395mm
Main bowl depth	220mm
3.5 INCH STRAINER WASTE	
Price (RRP)	£12.41
Price code	40.44.70
EXCLUDES WASTE	

Bright White



Aras	One & half bowl
Solid Surface	Undermount
Price (RRP)	£288.74
Price code	40.42.371
External dimensions	575 x 500mm
Main bowl depth	190mm
Half bowl depth	160mm
2 x 3.5 INCH STRAINER WASTE	
Price (RRP)	£24.82
Price code	40.98.41
EXCLUDES WASTE	

Bright White



Hai	Single bowl
Solid Surface	Undermount
Price (RRP)	£151.71
Price code	40.30.19
External dimensions	215 x 403mm
Main bowl depth	141mm
3.5 INCH STRAINER WASTE	
Price (RRP)	£12.41
Price code	40.44.70
EXCLUDES WASTE	

Bright White



Han	Single bowl
Solid Surface	Undermount
Price (RRP)	£200.80
Price code	40.84.021
External dimensions	385 x 457mm
Main bowl depth	173mm
3.5 INCH STRAINER WASTE	
Price (RRP)	£12.41
Price code	40.44.70
EXCLUDES WASTE	

Bright White



Hari	Single bowl
Solid Surface	Undermount
Price (RRP)	£191.88
Price code	40.31.511
External dimensions	457 x 454mm
Main bowl depth	173mm
3.5 INCH STRAINER WASTE	
Price (RRP)	£12.41
Price code	40.44.70
EXCLUDES WASTE	

Aras One & Half Bowl



Bright White



Amur	Single bowl
Solid Surface	Undermount
Price (RRP)	£110.07
Price code	40.40.66
External dimensions	202 x 348mm
Main bowl depth	140mm
3.5 INCH STRAINER WASTE	
Price (RRP)	£12.41
Price code	40.44.70
EXCLUDES WASTE	

Bright White



Sakarya	Single bowl
Solid Surface	Undermount
Price (RRP)	£258.99
Price code	40.04.551
External dimensions	460 x 460mm
Main bowl depth	208mm
3.5 INCH STRAINER WASTE	
Price (RRP)	£12.41
Price code	40.44.70
SUPPLIED WITH OVERFLOW BUT EXCLUDES WASTE	



River Collection Taps

can be found on pages 114-117

Bright White



Sefid	Single bowl
Solid Surface	Undermount
Price (RRP)	£153.99
Price code	40.04.29
External dimensions	416 x 326mm
Main bowl depth	165mm
3.5 INCH STRAINER WASTE	
Price (RRP)	£12.41
Price code	40.44.70
SUPPLIED WITH OVERFLOW BUT EXCLUDES WASTE	

Bright White



Salween	Single bowl
Solid Surface	Undermount
Price (RRP)	£173.24
Price code	40.49.301
External dimensions	592 x 482mm
Main bowl depth	187mm
3.5 INCH STRAINER WASTE	
Price (RRP)	£12.41
Price code	40.44.70
SUPPLIED WITH OVERFLOW BUT EXCLUDES WASTE	

Bright White



Luni	Double bowl
Solid Surface	Undermount
Price (RRP)	£341.24
Price code	40.47.402
External dimensions	794 x 481mm
Main bowl depths	235mm
2 x 3.5 INCH STRAINER WASTE	
Price (RRP)	£24.82
Price code	40.98.41
SUPPLIED WITH OVERFLOW BUT EXCLUDES WASTE	



Karun Vanity Bowl



For the latest copy of the River Sinks and Taps collection brochure call **0121 561 4245** or email your request to us at **sales@blackheathproducts.co.uk**

Bright White



Karun	Vanity bowl
Solid Surface	
Price (RRP)	£131.25
Price code	40.57.87
External dimensions	462 x 376mm
Main bowl depth	139mm
SPRING LOADED WASTE	
Price (RRP)	£23.62
Price code	40.71.41
SUPPLIED WITH OVERFLOW BUT EXCLUDES WASTE	

Bright White



Kaveri	Vanity bowl
Solid Surface	
Price (RRP)	£145.25
Price code	40.51.78
External dimensions	548 x 396mm
Main bowl depth	156mm
SPRING LOADED WASTE	
Price (RRP)	£23.62
Price code	40.71.41
SUPPLIED WITH OVERFLOW BUT EXCLUDES WASTE	

Taps and Accessories

Finish in style with our handpicked selection of high quality, contemporary taps. Designed to effortlessly complement the premium look and feel of our sinks, all our taps are tested to work with high and low pressure systems with a minimum of 0.5 bar recommended. All taps are supplied with flexi-tails and fitted with a flow aerator.



Seine Twin Lever Mixer Tap
with Black Glass Chopping Board



Lena	
Single lever mixer	
Chrome	£31.49
Price code	40.98.81
Height	164mm
Reach	221mm
Spout height	137mm
Operating pressure	0.3 bar



Loire	
Single lever mixer	
Chrome	£90.73
Price code	40.44.45
Height	384mm
Reach	189mm
Spout height	262mm
Operating pressure	0.3 bar



Vechte	
Single lever mixer	
Chrome	£116.66
Price code	40.99.96
Brushed Steel	£129.62
Price Code	40.77.77
Height	321mm
Reach	222mm
Spout height	275mm
Operating pressure	0.5 bar



Maronne	
Twin lever mixer	
Chrome	£81.36
Price code	40.28.84
Brushed Steel	£90.11
Price Code	40.70.45
Height	378mm
Reach	225mm
Spout height	250mm
Operating pressure	0.3 bar



Havel	
Twin lever mixer	
Chrome	£127.03
Price code	40.22.67
Brushed Steel	£139.98
Price Code	40.99.38
Height	290mm
Reach	204.5mm
Spout height	266mm
Operating pressure	0.5 bar



Regen	
Twin lever mixer	
Chrome	£85.53
Price code	40.23.15
Brushed Steel	£98.50
Price Code	40.01.95
Height	375mm
Reach	225mm
Spout height	246mm
Operating pressure	0.3 bar



Vechte Single Lever Mixer Tap



Rega	
Twin lever mixer	
Chrome	£80.49
Price code	40.92.84
Height	375mm
Reach	225mm
Spout height	246mm
Operating pressure	0.3 bar



Rhine	
Twin lever mixer	
Chrome	£116.66
Price code	40.99.96
Height	385mm
Reach	189mm
Spout height	261mm
Operating pressure	0.3 bar

A useful guide to water pressure

When choosing a tap you need to consider the water pressure available in your home. Cold water will be at mains pressure so is not usually a problem*, the pressure at which your hot water comes out the tap is vital and you must note those designs which require a high pressure to perform well.

Water pressure is measured in the unit bar (also termed 'head') which is the distance from a presumed water tank to the tap in height ÷ 10 (1 bar = 10 metres head of water).

If you have a pressurised water heater system then you will have a minimum amount of pressure (normally 1.8 bar), which is more than adequate to provide good flow through most taps.

If you have an un-pressurised system then you will need to calculate the head of hot water available to you before looking at our recommended minimum operating pressure and making your selection; – taking into consideration the route, any bends or diversions in the pipework could reduce the pressure. If needed, contact your plumber for professional advice.

Pumps to boost water pressure can be purchased from all good DIY and plumbing retailers, should your tap of choice require a greater pressure than your system offers.

** If you live on a higher floor or your water supply comes from a private supply then check the minimum hot/cold water supply suitability.*



Moselle	
Twin lever mixer	
Chrome	£75.18
Price code	40.11.54
Height	346mm
Reach	202mm
Spout height	214mm
Operating pressure	0.3 bar



Volga	
Twin lever mixer	
Chrome	£67.81
Price code	40.96.04
Height	271mm
Reach	224mm
Spout height	223mm
Operating pressure	0.3 bar



Sevron	
Twin lever mixer	
Chrome	£112.68
Price code	40.16.76
Brushed Steel	£122.70
Price Code	40.26.37
Height	347mm
Reach	190mm
Spout height	226mm
Operating pressure	0.5 bar



Vologne	
Twin lever mixer	
Chrome	£112.68
Price code	40.16.76
Brushed Steel	£122.70
Price Code	40.26.37
Height	347mm
Reach	190mm
Spout height	226mm
Operating pressure	0.5 bar



Seine	
Twin lever mixer	
Chrome / Black	£129.94
Price code	40.69.77
Brushed Steel / Black	£139.38
Price code	40.36.38
Height	378mm
Reach	225mm
Spout height	250mm
Operating pressure	0.3 bar



Dnieper	
Twin lever mixer	
Chrome / Grey	£129.94
Price code	40.69.77
Brushed Steel / Grey	£139.38
Price code	40.36.38
Height	378mm
Reach	225mm
Spout height	250mm
Operating pressure	0.3 bar



Douro	
Twin lever mixer	
Chrome / White	£129.94
Price code	40.69.77
Brushed Steel / White	£139.38
Price code	40.36.38
Height	378mm
Reach	225mm
Spout height	250mm
Operating pressure	0.3 bar



Dniester	
Twin lever mixer	
Chrome / Grey	£122.85
Price code	40.17.37
Brushed Steel / Grey	£129.94
Price code	40.69.77
Height	375mm
Reach	225mm
Spout height	246mm
Operating pressure	0.3 bar



Oka	
Twin lever mixer	
Chrome / Black	£122.85
Price code	40.17.37
Brushed Steel / Black	£129.94
Price code	40.69.77
Height	375mm
Reach	225mm
Spout height	246mm
Operating pressure	0.3 bar



Belaya	
Twin lever mixer	
Chrome / White	£122.85
Price code	40.17.37
Brushed Steel / White	£129.94
Price code	40.69.77
Height	375mm
Reach	225mm
Spout height	246mm
Operating pressure	0.3 bar



Lede Pull Out	
Single lever mixer	
Chrome	£162.78
Price code	40.76.79
Brushed Steel	£172.79
Price code	40.73.301
Height	479mm
Reach	230mm
Spout height	202mm
Operating pressure	0.7 bar



Douze Pull Out	
Single lever mixer	
Chrome / Black	£162.78
Price code	40.76.79
Brushed Steel / Black	£172.79
Price code	40.76.301
Height	479mm
Reach	230mm
Spout height	202mm
Operating pressure	0.7 bar



Garone Pull Out	
Single lever mixer	
Chrome / Grey	£162.78
Price code	40.76.79
Brushed Steel / Grey	£172.79
Price code	40.76.301
Height	479mm
Reach	230mm
Spout height	202mm
Operating pressure	0.7 bar



Mures Pull Out	
Single lever mixer	
Chrome / White	£162.78
Price code	40.76.79
Brushed Steel / White	£172.79
Price code	40.76.301
Height	479mm
Reach	230mm
Spout height	202mm
Operating pressure	0.7 bar

Boiling Hot Water Tap

Say goodbye to the kettle and hello to instant filtered hot water on tap

In addition to providing 98°C water on demand, the Amanzi functions as a standard twin lever mixer tap providing hot and cold water.

The tap also features a child lock safety switch preventing hot water being dispensed unless the handle is held in the on position.



Amanzi Hot Water Tap

Twin lever mixer

Chrome £559.97

Price code 40.89.533

Child safe spring lock on the instant hot water dispenser

Height 343mm

Reach 210mm

Spout height 257mm

Operating pressure 1.0 bar

Features and Benefits

- 3-in-1 instant hot water
- Left-side child safe spring lock hot water dispenser
- Instant hot water runs through centre ensuring tap is always cool to the touch
- Instant 98°C filtered hot water
- Temperature adjustable from 75°C to 98°C
- Minimum 1 bar pressure
- Overall height: 343mm

- Tap width: 66mm
- Spout reach: 210mm
- Height to under spout: 257mm
- Base diameter: 52mm

- Supplied carbon filter (requires changing every six months)
- Height: 335mm
- Depth: 210mm
- Width: 210mm

Tank Features

- 24 litre tank (equivalent to ten cups of tea/coffee)
- Fully insulated water storage to maintain temperature and minimise running costs
- Touchscreen digital interactive control



River Collection Accessories



Chopping Board

Black Glass

Chopping Board £47.25

Price code 40.53.82

Black glass

Toughened safety glass



Folding Drainer Mat

Drainer Mat £59.06

Price code 40.44.53

Folding drainer mat

Works with all models



Waste Tidy

Waste Tidy £8.58

Price code 40.51.50

Chrome



1.0 Bowl Plumbing Kit

UKH039

Plumbing Kit £9.19

Price code 40.15.50

Twin adapter inlets

Suits all singular bowls



1.5 Bowl Plumbing Kit

UKH040

Plumbing Kit £12.25

Price code 40.53.70

Twin adapter inlets

Suits all double bowls



BACK ROW (LEFT TO RIGHT) Loire, Lede, Dnieper **FRONT ROW (LEFT TO RIGHT)** Rhone, Havel

RIVER TAP DISPLAY STAND

£291.67

Price Code 40.00.571

McAlpine Plumbing Kits



ASC10 Single Bowl Kit

Price (RRP)	£8.95
Price code	35.28.50



WM15 Single Bowl Kit

One Discharge Hose

Price (RRP)	£12.88
Price code	35.73.80



WM11 Single Bowl Kit

Two Discharge Hoses

Price (RRP)	£12.92
Price code	35.04.80



SK1 Bowl and a Half Kit

One Discharge Hose

Price (RRP)	£16.82
Price code	35.39.01



SK1A Bowl and a Half Kit

Two Discharge Hoses

Price (RRP)	£18.31
Price code	35.09.11



SK2 Double Bowl Kit

One Discharge Hose

Price (RRP)	£19.19
Price code	35.74.21

Display Options

There may be display opportunities in your area. Please contact your local Blackheath Products Area Sales Manager for more information.

Indesit After Sales

Call Indesit on **08448 224 224**

or book online at

www.indesitservice.co.uk

Hotpoint After Sales

Call Hotpoint on **08000 92 19 22**

or book online at **www.hotpoint.co.uk**

TRADEBULLETIN

Check out our promotional offers in our Trade Bulletin, available every quarter.





Built-in Appliances

Welcome to our comprehensive range of appliances that will keep on working hard, so you don't have to.

We offer a great choice of stylish, versatile and intelligent appliances from well known brands Indesit and Hotpoint, that will make sure your home runs smoothly. Carefully selected for their impressive functionality, outstanding performance and contemporary design, all of our appliances come with a 10 year free parts guarantee.

 **INDESIT**  **Hotpoint**

SINGLE AND DOUBLE OVENS



Indesit Icons



Hotpoint Icons



IFW 6340 BL
Fan Single Oven
Black



- Turn&Cook
- Capacity: 66 Litres
- Click&Clean Door
- Tilting Grill
- 8 Functions
- FullSurface Grill
- Digital Timer
- Enhanced Internal Lighting
- Energy Rating: A

Price (RRP) £240.39
Price code 35.52.651

IFW 6340 IX
Fan Single Oven
Stainless Steel



- Turn&Cook
- Capacity: 66 Litres
- Click&Clean Door
- Tilting Grill
- 8 Functions
- FullSurface Grill
- Digital Timer
- Enhanced Internal Lighting
- Energy Rating: A

Price (RRP) £240.39
Price code 35.52.651



IFW 4844 H BL
Multifunction Single Oven
Black



- Turn&Cook
- Capacity: Extra Large 71 Litres
- Click&Clean Door
- Tilting Grill
- 11 Functions
- FullSurface Grill
- EcoClean Function
- Enhanced Internal Lighting
- Digital Timer
- Energy Rating: A+

Price (RRP) £317.31
Price code 35.52.602

SI5 851 C IX

Multifunction Single Oven

Black Glass with anti-fingerprint Stainless Steel



- Multiflow Heat Distribution
- Electronic Temperature Control
- 7 Tailored Programmes
- 8 Traditional Functions
- Electronic Mono Dial Control
- Tilting Grill
- Eternal Catalytic Liners
- Triple Glazed Door
- Capacity: 71 Litres
- Energy Rating: A+

Price (RRP) £423.08
Price code 35.00.572



SI7 871 SC IX

Multifunction Single Oven

Black Glass with anti-fingerprint Stainless Steel



- Multiflow Heat Distribution
- Electronic Temperature Control
- 9 Tailored Programmes
- 7 Traditional Functions
- Electronic Touch Control
- Tilting Grill • Telescopic Shelf
- Eternal Catalytic Liners
- Soft-Close Triple Glazed Door
- Capacity: 73 Litres
- Energy Rating: A+

Price (RRP) £490.39
Price code 35.57.813

IFW 3841 P IX

Pyrolytic Single Oven

Stainless Steel



- Turn & Cook
- Capacity: Extra Large 71 Litres
- Click & Clean Door
- Tilting Grill
- 11 Functions
- Full Surface Grill
- EcoClean Function
- Push Push Retractable Dials
- Enhanced Internal Lighting
- Digital Timer • Energy Rating: A+

Price (RRP) £394.23
Price code 35.52.652

SI5 854 P IX

Pyrolytic Single Oven

Black Glass with anti-fingerprint Stainless Steel



- Multiflow Heat Distribution
- Electronic Temperature Control
- 7 Tailored Programmes
- 8 Traditional Functions
- Electronic Mono Dial Control
- Rotisserie
- Self-Clean Pyrolytic Cycles
- Quadruple Glazed Door
- Capacity: 71 Litres
- Energy Rating: A+

Price (RRP) £480.77
Price code 35.05.213

SI7 891 SP IX

Pyrolytic Single Oven

Black Glass with anti-fingerprint Stainless Steel



- Multiflow Heat Distribution
- Electronic Temperature Control
- 28 Automatic Programmes
- 16 Tailored Programmes
- 6 Traditional Functions
- Electronic Touch Control
- Self-Clean Pyrolytic Cycles
- Soft-Close Quadruple Glazed Door
- Capacity: 73 Litres
- Energy Rating: A+

Price (RRP) £509.62
Price code 35.52.133

IDD 6340 BL
Built-In Double Oven
Black



- Capacity: 42 / 74L
- Multifunction Oven - 5 Functions
- Fan Oven (Main Only)
- Conventional Oven (Second/Top)
- Grill
- Grill Kit
- Digital Timer
- Enamel Liners
- Energy Rating: AA

Price (RRP)	£359.61
Price code	35.57.332

IDD 6340 IX
Built-In Double Oven
Stainless Steel



- Capacity: 42 / 74L
- Multifunction Oven - 5 Functions
- Fan Oven (Main Only)
- Conventional Oven (Second/Top)
- Grill
- Grill Kit
- Digital Timer
- Enamel Liners
- Energy Rating: AA

Price (RRP)	£359.61
Price code	35.57.332

DKD5 841 J C IX
Built-In Double Oven
Black Glass and Stainless Steel



- 8 Traditional Functions
- Telescopic Shelves
- Catalytic Liners
- Push Push Control Dials
- Capacity (Top/Main): 42/70 Litres
- Energy Rating: A/A

Price (RRP)	£557.70
Price code	35.05.263


IDU 6340 BL
Built-Under Double Oven
Black



- Capacity: 42 / 74L
- Multifunction Oven - 5 Functions
- Fan Oven (Main Only)
- Conventional Oven (Second/Top)
- Grill
- Grill Kit
- Digital Timer
- Enamel Liners
- Energy Rating: AA

Price (RRP)	£357.70
Price code	35.05.232


IDU 6340 IX
Built-Under Double Oven
Stainless Steel



- Capacity: 42 / 74L
- Multifunction Oven - 5 Functions
- Fan Oven (Main Only)
- Conventional Oven (Second/Top)
- Grill
- Grill Kit
- Digital Timer
- Enamel Liners
- Energy Rating: AA

Price (RRP)	£357.70
Price code	35.05.232

DU2 540 IX
Built-Under Double Oven
Black Glass and Stainless Steel



- 5 Traditional Functions
- Electronic Programmable Timer
- Triple Glazed Doors
- Twin Variable Grill
- Easy Clean Enamel Liners
- Capacity (Top/Main): 37/59 Litres
- Energy Rating: B/B

Price (RRP)	£403.86
Price code	35.05.262

MICROWAVE OVENS



Indesit Icons



Double Power Wave



Integrated Grill



Plate Cover

Hotpoint Icons



Multiwave Technology



Dynamic Crisp



Dynamic Steam



Dynamic Defrost



Dynamic Reheat



Multirecipes



Touch Control

MWI 3443 IX

Microwave Oven With Grill

Stainless Steel



- 40 Litres Capacity
- Power: 900 Watts
- Double PowerWave Technology
- Power Levels: 7
- 36cm Turntable
- Plate Cover
- Digital Display
- Automatic Programmes
- Defrost Function
- Grill Rack
- End Cooking Signal
- Child Lock

Price (RRP)	£413.47
Price code	35.57.862

MD 554 IX H

Built-in Microwave with Grill

Black Glass with anti-fingerprint Stainless Steel



- Multiwave Technology
- Electronic Mono Dial Control
- Dynamic Crisp
- 3 Automatic Programmes
- Child Lock
- Power: 1000 Watts
- Grill Power: 800 Watts
- Capacity: 31 Litres

Price (RRP)	£451.92
Price code	35.57.392

MP 776 IX H

Combination Microwave Oven

Black Glass with anti-fingerprint Stainless Steel



- Multiwave Technology
- Dynamic Crisp/Steam/Defrost
- 7 Functions
- 4 Automatic Programmes
- Multirecipes
- Electronic Touch Control
- Child Lock
- Grill Power: 1600 Watts
- Microwave power: 900 Watts
- Capacity: 40 Litres

Price (RRP)	£528.85
Price code	35.57.343

MN 314 IX H

Built-in Microwave Oven with Grill

Stainless Steel



- Multiwave Technology
- Electronic Control
- 5 Automatic Programmes
- Plate Warming Function
- Easy-Clean Enamel Interior
- Grill Power: 1600 Watts
- Microwave power: 750 Watts
- Capacity: 22 Litres
- Depth: 320mm

Price (RRP)	£308.64
Price code	35.26.002

CERAMIC HOBS



Indesit Icons



Touch Control



Power Levels

Hotpoint Icons



Double Ring Zone



Touch Control



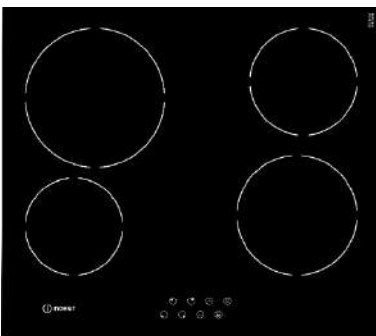
Residual heat Indicators



Salarglo Zones

RI 161 C
60cm Ceramic Hob

Black Glass / Frameless



- 4 Radiant Cooking Zones
- Touch Control
- 9 Power Levels
- Child Lock
- Timer

HR 612 CH
60cm Ceramic Hob

Black Glass / Frameless




- 9 Power Levels
- Touch Control
- Double Ring Zone
- Child Lock
- Residual Heat Indicators

Price (RRP)	£196.16
Price code	35.05.721

Price (RRP)	£230.78
Price code	35.00.051

HR 7011 BH
70cm Ceramic Hob

Black Glass / Bevelled Edge



- 9 Power Levels
- Touch Control
- Oval Double Zone
- Double Ring Zone
- 4 Individual Timers
- Bevelled Edging
- Child Lock
- Residual Heat Indicators

Price (RRP)	£326.92
Price code	35.05.212



INDUCTION HOBS



Indesit Icons



Touch Control



Power Levels



Maxi Cook

Hotpoint Icons



Induction Hob



Booster



Touch Control

VIA 640 O C

60cm Induction Hob


Black Glass / Frameless




CIA 640 C

60cm Induction Hob

Black Glass / Frameless



- 4 Induction Cooking Zones
- Maxi Cooking
- Touch Control
- 9 Power Levels
- Timer
- 4 Residual Heat Indicators
- Child Lock



- Touch Control
- 4 x Boosters
- 4 Individual Timers
- 4 Zone On Indicator Lights
- Child Lock


Price (RRP)	£298.08
Price code	35.57.391

Price (RRP)	£317.31
Price code	35.52.602

CID 740 B

70cm Induction Hob

Black Glass



- Touch Control
- 4 x Boosters
- 4 Individual Timers
- Direct Zone Control
- 4 Zone On Indicator Lights
- Child Lock
- Bevelled Edging




Price (RRP)	£346.15
Price code	35.00.522

GAS HOBS



Indesit Icons

-  High Power Flame
-  Cast Iron Pan Supports

Hotpoint Icons

-  Wok Burner - Triple Crown
-  Double Crown with Dual Control
-  Cast Iron Supports
-  Flame Failure Device
-  Auto Ignition
-  LPG Convertible
-  Direct Flame Technology
-  Precision LED Controls
-  Hinged Pan Supports

PAA 642 /I WE (BK)
60cm Gas Hob
Black



PAA 642 /I WE (IX)
60cm Gas Hob
Stainless Steel



- 1 Rapid Burner
- 2 Semi-Rapid Burners
- 1 Auxiliary Burner
- Enamelled Pan Supports
- Flame Failure Device
- LPG Convertible

Price (RRP)	£140.39
Price code	35.52.19



- 1 Rapid Burner
- 2 Semi-Rapid Burners
- 1 Auxiliary Burner
- Enamelled Pan Supports
- Flame Failure Device
- LPG Convertible

Price (RRP)	£138.46
Price code	35.00.09



PAS 642 BK/H
60cm Gas Hob
Black



- 4 Gas Burners: 1 Rapid, 2 Semi-Rapid, 1 Standard
- Enamel Pan Supports
- Auto Ignition
- Flame Failure Device
- LPG Conversion Kit



Price (RRP)	£153.85
Price code	35.00.001

PAN 642 IX/H
60cm Gas Hob
Stainless Steel



- 4 Gas Burners: 1 Rapid, 2 Semi-Rapid, 1 Standard
- Enamel Pan Supports
- Auto Ignition
- Flame Failure Device
- LPG Conversion Kit



Price (RRP)	£163.46
Price code	35.52.601

THP 641 W/IX/I
60cm Gas Hob
Stainless Steel



- 1 High Power Flame
- 2 Semi-Rapid Burners
- 1 Auxiliary Burner
- Cast Iron Pan Support
- Flame Failure Device
- LPG Convertible



Price (RRP)	£230.77
Price code	35.00.051

THP 751 W/IX/I
75cm Gas Hob



- 1 High Power Flame
- 1 Rapid Burner
- 2 Semi-Rapid Burners
- 1 Auxiliary Burner
- Cast Iron Pan Support
- Flame Failure Device
- LPG Convertible



Price (RRP)	£269.23
Price code	35.00.571

PCN 752 IX/H
75cm Gas Hob
Stainless Steel



- 5 Gas Burners: 1 Ultra-Rapid, 1 Reduced-Rapid, 2 Semi-Rapid, 1 Standard
- Enamel Pan Supports
- Auto Ignition
- Flame Failure Device
- LPG Conversion Kit
- Fits into a 60cm hob cut-out



Price (RRP)	£240.39
Price code	35.52.651

PHC 961 TS/IX/H
90cm Gas Hob
Stainless Steel



- 6 Gas Burners: 1 Triple Crown Burner, 2 Twin Burners, 1 Rapid, 1 Reduced-Rapid and 1 Standard
- Cast Iron Pan Supports
- Auto Ignition
- Flame Failure Device
- LPG Conversion Kit



Price (RRP)	£413.46
Price code	35.57.862



PR 642 / I BK) UK

60cm Gas on Glass Hob

Black Glass



- 1 Rapid Burner
- 2 Semi-Rapid Burners
- 1 Auxiliary Burner
- Enamelled Pan Supports
- Flame Failure Device
- LPG Convertible

Price (RRP)	£269.23
Price code	35.00.571

FTGHG 641 D/H (BK)

Direct Flame 60cm Gas On Glass Hob

Black Glass



- 4 Gas Burners: 1 Rapid, 2 Semi-Rapid, 1 Standard
- Direct Flame Technology
- Cast Iron Pan Supports
- Auto Ignition



Price (RRP)	£451.92
Price code	35.57.392

PR 752 W/I(BK)

75cm Gas On Glass Hob

Black Glass



- 1 High Power Flame
- 1 Rapid Burner
- 2 Semi-Rapid Burners
- 1 Auxiliary Burner
- Enamelled Pan Supports
- Flame Failure Device
- LPG Convertible



Price (RRP)	£326.92
Price code	35.05.212



HOODS



Indesit Icons



LED Lights



3 Power Settings

Hotpoint Icons



Touch Control



Clean Filter Indicator



Run-On Timer



LED Lights



Booster



Stainless Steel Grease Filters

UHPM 6.3 F CS X/1

60cm Pyramid Hood

Stainless Steel



- Extraction Rate: 368 m³/hr
- Halogen Lights
- Ergonomic Design
- Aluminium Grease Filter
- Charcoal Filter Included
- 3 Speeds
- Energy Rating: E

Price (RRP)	£119.23
Price code	35.05.77

IHPC 6.5 LM K

60cm Pyramid Hood

Black



- Extraction Rate: 416 m³/hr
- Halogen Lights
- Ergonomic Design
- Decorative Glass
- Aluminium Grease Filter
- 3 Speeds
- Button Controls
- Energy Rating: D

Price (RRP)	£130.76
Price code	35.99.48

PHPN6.5 FLMX

60cm Pyramid Hood

Stainless Steel



- Push Button Control
- 3 Speeds
- 2 Grease Filters
- Charcoal Filter Included
- 2 Lights
- Extraction Rate: 420 m³/hr

Price (RRP)	£144.23
Price code	35.57.39



PHPN7.5FLMX

70cm Pyramid Hood

Stainless Steel

Hotpoint


- Push Button Control
- 3 Speeds
- 2 Grease Filters
- Charcoal Filter Included
- 2 Lights
- Extraction Rate: 420 m³/hr

Price (RRP)	£144.23
Price code	35.57.39

IHPC 9.4 LM X

90cm Pyramid Hood

Stainless Steel

Indesit


- Extraction Rate: 416 m³/hr
- Halogen Lights
- Ergonomic Design
- Decorative Glass
- Aluminium Grease Filter
- 3 Speeds
- Button Controls
- Energy Rating: D

Price (RRP)	£166.66
Price code	35.33.801



PHPN9.5FLMX

90cm Pyramid Hood

Stainless Steel

Hotpoint


- Push Button Control
- 3 Speeds
- 2 Grease Filters
- Charcoal Filter Included
- 2 Lights
- Extraction Rate: 420 m³/hr

Price (RRP)	£177.08
Price code	35.01.511

IHBS 6.5 LM X

60cm Box Hood

Stainless Steel

Indesit


- Extraction Rate: 432 m³/hr
- Halogen Lights
- Ergonomic Design
- T-Box Shape
- Aluminium Grease Filter
- 3 Speeds
- Button Controls
- Energy Rating: D

Price (RRP)	£238.62
Price code	35.01.551

PHC 6.7 FLBIX

60cm Box Hood

Stainless Steel

Hotpoint


- LED Lighting
- Touch Control
- Clean Filter Indicator
- Run-On Timer
- 3 Speeds plus Booster
- 2 Stainless Steel Grease Filters
- Charcoal Filter Included
- 2 Lights
- Extraction Rate: 757 m³/hr

Price (RRP)	£260.41
Price code	35.62.961



IHF 6.5 LMX
60cm Flat Glass Hood
 Stainless Steel




- Extraction Rate: 432 m³/hr
- Halogen Lights
- Ergonomic Design
- Decorative Glass
- Aluminium Grease Filter
- 3 Speeds
- Button Controls
- Energy Rating: D

Price (RRP)	£197.91
Price code	35.46.821

PHFG6.4FLMX
60cm Flat Glass Hood
 Stainless Steel




- Electronic Button Control
- Clean Filter Indicator
- 3 Speeds plus Booster
- 1 Grease Filter
- Charcoal Filter Included
- 2 Lights
- Extraction Rate: 559 m³/hr

Price (RRP)	£208.33
Price code	35.14.531

PHFG7.4FLMX
70cm Flat Glass Hood
 Stainless Steel




- Electronic Button Control
- Clean Filter Indicator
- 3 Speeds plus Booster
- 1 Grease Filter
- Charcoal Filter Included
- 2 Lights
- Extraction Rate: 559 m³/hr

Price (RRP)	£218.74
Price code	35.81.241



IHGC 6.4 AM X

60cm Curved Glass Hood

Stainless Steel



- Extraction Rate: 432 m³/hr
- Halogen Lights
- Ergonomic Design
- Decorative Glass
- Aluminium Grease Filter
- 3 Speeds
- Button Controls
- Energy Rating: D

Price (RRP) £196.16

Price code 35.05.721

PHGC6.4 FLMX

60cm Curved Glass Hood

Stainless Steel



- Extraction Rate: 432 m³/hr
- Halogen Lights
- Ergonomic Design
- Decorative Glass
- Aluminium Grease Filter
- 3 Speeds
- Button Controls
- Energy Rating: D

Price (RRP) £208.33

Price code 35.14.531

PHGC7.4FLMX

70cm Curved Glass Hood

Stainless Steel



- Electronic Button Control
- Clean Filter Indicator
- 3 Speeds plus Booster
- 1 Grease Filter
- Charcoal Filter Included
- 2 Lights
- Extraction Rate: 559 m³/hr

Price (RRP) £218.74

Price code 35.81.241

PHGC9.4FLMX

90cm Curved Glass Hood

Stainless Steel



- Electronic Button Control
- Clean Filter Indicator
- 3 Speeds plus Booster
- 1 Grease Filter
- Charcoal Filter Included
- 2 Lights
- Extraction Rate: 559 m³/hr

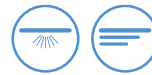
Price (RRP) £239.58

Price code 35.37.551





IHVP 6.6 LM K
60cm Vertical Glass Hood
Black Glass



- Extraction Rate: 647 m³/hr
- LED Lights
- Ergonomic Design
- Decorative Glass
- Aluminium Grease Filter
- 3 Speeds
- Button Controls
- Energy Rating: B

Price (RRP)	£269.23
Price code	35.00.571

PHVP6.4FALK/1
60cm Vertical Glass Hood
Black Glass



- Touch Control
- Clean Filter Indicator
- 3 Speeds
- 1 Grease Filter
- Charcoal Filter Included
- 2 Lights
- Extraction Rate: 400 m³/hr

Price (RRP)	£230.77
Price code	35.00.051

PHVP 8.7F LT K
80cm Vertical Glass Hood
Black Glass



- LED Lighting
- Touch Control
- Clean Filter Indicator
- Run-On Timer
- 3 Speeds plus Booster
- 1 Grease Filter
- Charcoal Filter Included
- 2 Lights
- Extraction Rate: 713 m³/hr

Price (RRP)	£355.77
Price code	35.52.132

PCT 64 F L SS
Canopy Hood
Stainless Steel



- Slider Control
- 3 Speeds
- Charcoal Filter Included
- 1 Grease Filter
- 2 Lights
- Extraction Rate: 175 m³/hr

Price (RRP)	£114.58
Price code	35.84.47

HSFX.1/1
Telescopic Hood
Stainless Steel



- Slider Control
- 3 Speeds
- Charcoal Filter Included
- 2 Lights
- Extraction Rate: 185 m³/hr

Price (RRP)	£115.39
Price code	35.00.57

PAEINT 66F LS W
Integrated Hood
Neutral



- Slider Control
- 3 Speeds
- Charcoal Filter Included
- 1 Grease Filter
- 1 Light
- Extraction Rate: 208 m³/hr

Price (RRP)	£125.00
Price code	35.52.18

REFRIGERATION



Indesit Icons

- Energy Rating
- Shelves
- Low Frost
- Reversible Door
- Salad Crisper

Hotpoint Icons

- Frost Free
- Low Frost
- Air Technology Ventilation
- Super Freeze
- Food Care Zone
- Energy Rating
- Active Oxygen

IL A1.UK.1

Integrated Built Under Larder Fridge

Cabinetry Door Required



- Energy Rating: A+
- Adjustable Thermostat
- Salad Crisper
- Glass Shelves:1
- Reversible Doors
- Total Net Capacity: 129L

Price (RRP) £336.54
Price code 35.57.812



IF A1.UK.1

Integrated Built Under Fridge with Ice Box

Cabinetry Door Required



- Energy Rating: A+
- Adjustable Thermostat
- Salad Crisper
- Glass Shelves:1
- Reversible Doors
- Fridge With Ice Box
- Fridge Net Capacity: 111L
- Freezer Net Capacity: 18L
- Total Net Capacity: 129L

Price (RRP) £354.14
Price code 35.91.032



HL A1.UK.1

Integrated Built Under Larder Fridge

Cabinetry door required



- Reversible Doors
- A+ Energy Rating
- Adjustable Thermostat
- Height: 81.5cm

Price (RRP) £365.39
Price code 35.05.732



INS 901 AA.1

Integrated Built In Larder Fridge

Cabinetry Door Required



- Energy Rating: A+
- Adjustable Thermostat
- Salad Crisper
- Glass Shelves: 2
- Reversible Doors
- LED User Interface
- Larder Fridge
- Fridge Net Capacity: 137L

Price (RRP) £365.39
Price code 35.05.732



HS 12 A1 D.UK.1

Integrated Built In Larder Fridge

Cabinetry door required



- Storage Flexibility
- Reversible Doors
- A+ Energy Rating
- Adjustable Thermostat
- Height: 122cm

Price (RRP)	£394.23
Price code	35.52.652

HS 1801 AA.UK.1

Integrated Built In Larder Fridge

Cabinetry door required



- Air Technology
- Wine Rack
- Reversible Doors
- A+ Energy Rating
- Adjustable Thermostat
- Height: 177cm

Price (RRP)	£509.62
Price code	35.52.133

IZ A1.UK.1

Integrated Built Under Freezer

Cabinetry Door Required



- Energy Rating: A+
- Adjustable Thermostat
- Reversible Doors
- Freezer compartments: 3
- Ice Trays
- Freezer Net Capacity: 91L

Price (RRP)	£364.58
Price code	35.89.632

HZ A1.UK.1

Integrated Built Under Freezer

Cabinetry door required



- Reversible Doors
- A+ Energy Rating
- Adjustable Thermostat
- Height: 81.5cm

Price (RRP)	£385.40
Price code	35.15.052

INF 901 E AA.1

Integrated Built In Freezer

Cabinetry Door Required



- Energy Rating: A+
- Low Frost
- Super Freeze
- Adjustable Thermostat
- Freezer Compartments: 4
- Reversible Doors
- Ice Trays
- LED User Interface
- Freezer Net Capacity: 100L

Price (RRP)	£394.23
Price code	35.52.652

HU 12 A1 D UK

Integrated Built In Freezer

Cabinetry door required



- A+ Energy Rating
- Adjustable Thermostat
- Reversible Doors
- Height: 122cm

Price (RRP)	£480.77
Price code	35.05.213



Hotpoint

HF 1801 E F AA.UK.1

**Integrated
Built In Fridge Freezer**

Cabinetry door required



- Adjustable Thermostat
- Super Freeze
- Reversible Doors
- A+ Energy Rating
- Height: 177cm

Price (RRP)	£624.99
Price code	35.42.604



IB 5050 A1 D.UK.1

**Integrated
50/50
Fridge Freezer**

Cabinetry Door Required



- Energy Rating: A+
- Adjustable Thermostat
- Glass Shelves: 3
- Freezer Compartments: 3
- Low Frost
- Salad Crisper
- Reversible Doors
- Fridge Net Capacity: 154L
- Freezer Net Capacity: 110L
- Total Net Capacity: 264L

Price (RRP)	£385.40
Price code	35.15.052



INC 325 FF 1

**Integrated
50/50
Fridge Freezer**

Cabinetry Door Required



- Energy Rating: A+
- Adjustable Thermostat
- Glass Shelves: 3
- Freezer Compartments: 4
- 2 Maxi Vegetable Compartments
- Fridge Net Capacity: 150L
- Freezer Net Capacity: 78L
- Total Overall Capacity: 228L

Price (RRP)	£437.49
Price code	35.63.482



HM 325 FF 2 1

**Integrated
50/50
Fridge Freezer**

Cabinetry door required



- Reversible Doors
- Adjustable Thermostat
- A+ Energy Rating
- Height: 177cm

Price (RRP)	£479.16
Price code	35.54.113



IB 7030 A1 D.UK.1

**Integrated
70/30
Fridge Freezer**

Cabinetry Door Required



- Energy Rating: A+
- Adjustable Thermostat
- Glass Shelves: 4
- Freezer Compartments: 3
- Low Frost
- Salad Crisper
- Reversible Doors
- Fridge Net Capacity: 195L
- Freezer Net Capacity: 80L
- Total Net Capacity: 275L

Price (RRP)	£407.20
Price code	35.86.462



HMCB 7030
AA.UK.1

**Integrated
70/30
Fridge Freezer**

Cabinetry door required



- Reversible Doors
- Adjustable Thermostat
- A+ Energy Rating
- Air Technology
- Height: 177cm

Price (RRP)	£567.32
Price code	35.57.863

DISHWASHERS



Indesit Icons



Energy Rating



Place Settings

Hotpoint Icons

Flexipower
Inverter Motor

Cutlery Tray



Super Silent



Eco Tech



Place Settings



Dual Space



Zone Wash

Water
Consumption

Flexi Load



Hygiene+

DSIE 2B10 UK

45cm Slimline Dishwasher

Fully Integrated / Cabinetry Door Required



- Energy Rating: A+
- Water Consumption: 10L
- Place Settings: 10
- No. of programmes: 4
- Fastest Eco Cycle
- LED User Interface
- Height Adjustable Upper Basket
- Self Balancing Door
- 51 dB(A)
- Stainless Steel Tub
- 4 Stage Filtration System
- Overflow Water Safety

Price (RRP)	£307.70
Price code	35.00.002

HSIC 3M19

Slimline Integrated Dishwasher

Cabinetry door required



- A+ Energy Rating
- Silent 49 dB(A)
- 10 Place Settings
- Flexiload
- 6 Programmes
- Dual Space Upper Basket
- 10 Litres Water Consumption
- Hygiene+
- Counter-balanced Door

Price (RRP)	£326.93
Price code	35.05.212

HSIO 3T223 WCE UK

Slimline Integrated Dishwasher

Cabinetry door required



- A++ Energy Rating
- Super Silent 43 dB(A)
- 10 Place Settings
- Flexiload with 3rd Tray
- 9 Programmes
- Dual Space Upper Basket
- 9 Litres Water Consumption
- Hygiene+
- 24 Hour Delay Timer
- Digital Display
- Counter-balanced Door

Price (RRP)	£403.86
Price code	35.05.262

DIF 04B1 UK

60cm Dishwasher

Fully Integrated / Cabinetry Door Required



- Energy Rating: A+
- Water Consumption: 11L
- Place Settings: 13
- No. of programmes: 4
- LED User Interface
- Height Adjustable Upper Basket
- Self Balancing Door
- 49 dB(A)
- Stainless Steel Tub
- 4 Stage Filtration System
- Overflow Water Safety

Price (RRP)	£307.69
Price code	35.00.002

LTB 4B019 UK

Aquarius Integrated Dishwasher

Cabinetry door required



- A+ Energy Rating
- Silent 49 dB(A)
- 13 Place Settings
- 6 Programmes
- Dual Space Upper Basket
- 11 Litres Water Consumption
- Counter-balanced Door
- Hygiene+

Price (RRP)	£326.92
Price code	35.05.212

Hotpoint

HEIC3C26CUK

Aquarius Integrated Dishwasher

Cabinetry door required



- A++ Energy Rating
- Silent 46 dB(A)
- 14 Place Settings
- 2 Flexiload Baskets
- 6 Programmes
- Dual Space Upper Basket
- 9 Litres Water Consumption
- Counter-balanced Door
- Hygiene+
- Flexipower Inverter Motor

Price (RRP)	£375.00
Price code	35.57.342

Hotpoint



LAUNDRY



Indesit Icons



Hotpoint Icons



BI WMIL 71452

7kg Washing Machine

Integrated / Cabinetry Door Required



- Capacity: 7kg
- 1400rpm Maximum Spin Speed
- LED Display
- Energy Rating: A+
- TimeForYou
- 64L Water Consumption
- Easy Iron
- Wool Cycle
- Variable Temperature & Spin
- Child Lock

Price (RRP)	£423.09
Price code	35.00.572

BI WMHG 71484

7kg Washing Machine

Cabinetry door required

Woolmark
Accredited

- Anti Stain Technology
- 7kg Capacity
- Anti Allergy
- Woolmark Accredited
- Eco Cycles
- 16 Wash Programmes
- 24 Hr Delay Timer
- My Cycle Memory Programme
- 1400 rpm Spin Speed
- Variable Temperature & Spin
- Super Silent Motor
- A++ Energy Rating

Price (RRP)	£471.17
Price code	35.52.603

BI WDIL 7125

6+5kg Washer Dryer

Integrated / Cabinetry Door Required



- Capacity: 6+5kg
- 1200rpm Maximum Spin Speed
- LED Display
- Energy Rating: B
- Sensor Drying
- 64L Water Consumption
- Easy Iron
- Programmes 16+4
- Variable Temperature & Spin
- Child Lock

Price (RRP)	£490.40
Price code	35.57.813

BI WDHG 7148

7kg Washer Dryer

Cabinetry door required

Woolmark
Accredited

- Anti Stain Technology
- 7 + 5kg Wash and Dry Capacity
- Anti Allergy
- Woolmark Accredited
- Ready To Wear 60
- Eco Cycles
- Sensor Drying
- My Cycle Memory Programme
- 16 + 3 Wash and Dry Programmes
- 1400 rpm Spin Speed
- Variable Temperature & Spin
- B Energy Rating

Price (RRP)	£538.48
Price code	35.00.053

Ducting Systems

We offer a comprehensive range of ducting systems and components which are available ex-stock and include all fixing and jointing accessories required for a successful installation.

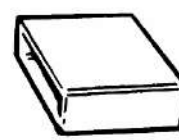
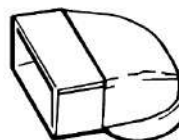

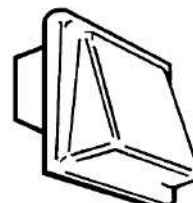
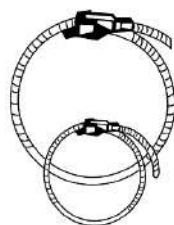
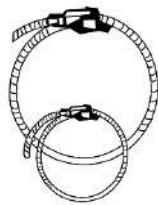
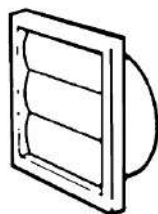
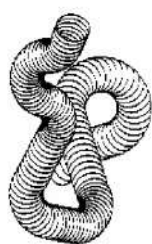
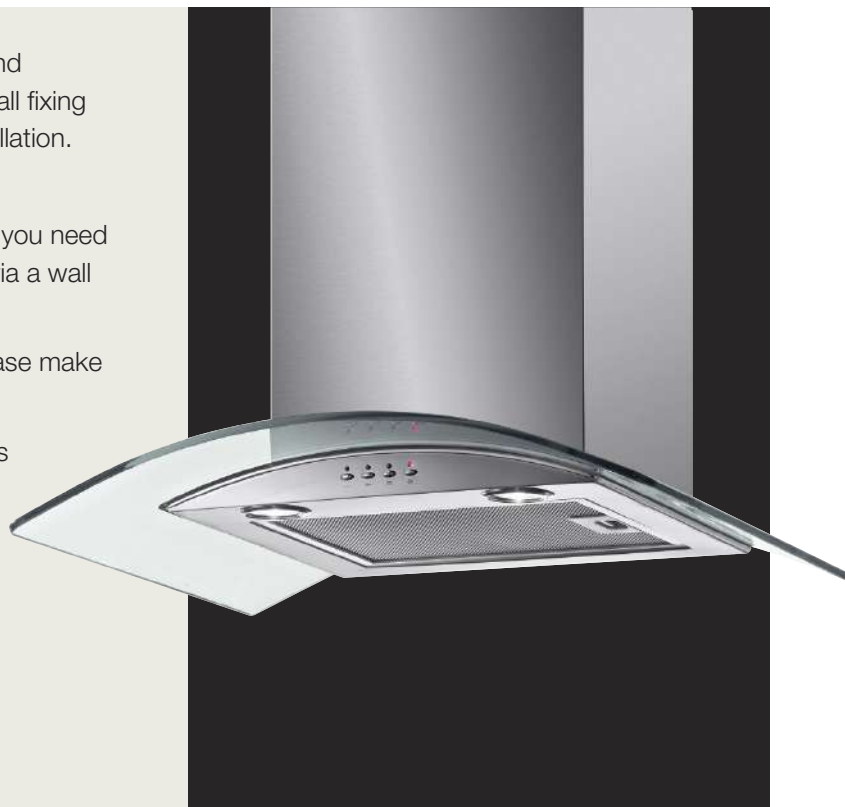
Boxed Ducting Kits

The kits shown here come pre packed with everything you need to vent via a wall directly behind an extractor hood or via a wall adjacent to the extractor hood.

Each kit comes in a choice of 4" or 5" diameter so please make sure to specify when you place your order.

All internal fittings are white to ensure an inconspicuous solution while external outlets are brown to match most external walls and brick work.

If you require extra components or need to build your own ducting kit, we have a selection of ducting items that are all available from stock.



Boxed Ducting Kit 1

4" Circular spigot

Price (RRP) £12.36

Price code 40.24.70

Spigot size 4"/ 100mm

Code M031

Boxed Ducting Kit 1

5" Circular spigot

Price (RRP) £19.16

Price code 40.05.11

Spigot size 5"/ 125mm

Code M051

Boxed Ducting Kit 1

Everything needed to vent via a wall directly behind an extractor hood:

- Gravity shutter outlet (1160B/1180LB)
- 1m flexible ducting
- Hose clips (1100)

Boxed Ducting Kit 2

4" Circular spigot

Price (RRP) £24.72

Price code 40.38.41

Spigot size 4"/ 100mm

Code M032

Boxed Ducting Kit 2

5" Circular spigot

Price (RRP) £27.81

Price code 40.86.61


Spigot size 5"/ 125mm

Code M052

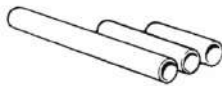
Boxed Ducting Kit 2

Everything needed to vent via a wall adjacent to an extractor hood:

- Cowled wall outlet (1240B/1241B)
- 1m flexible ducting
- Hose clips (1100)
- Round connector (414C/515C)
- 90° Elbow bend (40300/55400)
- 1m Flat channel (40100/55100)



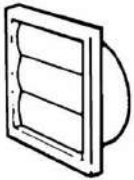
PVC flexible
ducting hose



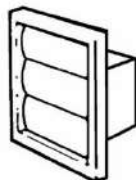
Rigid pipe



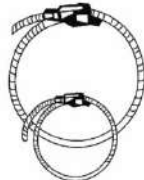
PVC flexible
rectangular ducting



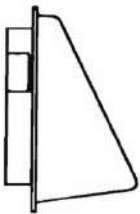
Gravity shutter outlet



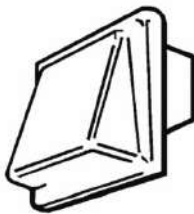
Gravity shutter outlet




Metal hose clips



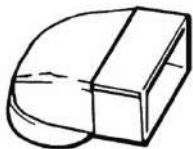
Cowled wall out



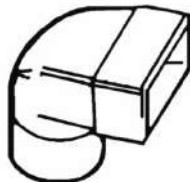
Cowled wall out



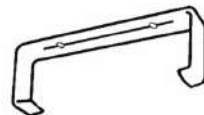
Flat channel
connector



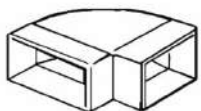
90° Elbow bend



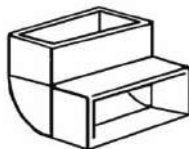
90° Elbow
connector bend



Flat channel clip



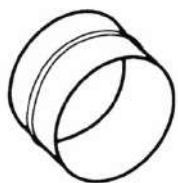
90° Horizontal bend



90° Vertical bend



Round to
rectangular adaptor



Flexible ducting
connector



Reducer



Flat channel ducting

4" Circular Spigot

Item	Code	Price code	Price (RRP)
90° Elbow bend	40300	40.37.10	£2.88
90° Elbow connector bend	40400	40.89.10	£3.30
Cowled wall outlet	1240B	40.43.20	£3.91
Flexible ducting connector	414C	40.89.00	£1.64
Gravity shutter outlet	1161B	40.11.20	£3.51
Metal hose clips	1110	40.60.10	£1.76
PVC flexible ducting hose 1m	101025	40.79.10	£3.29
PVC flexible ducting hose 6m	1024L	40.40.80	£13.40
Reducer 5" > 4"	54119	40.48.20	£4.73
Rigid pipe 1m	41900	40.06.70	£12.67
Rigid pipe 350mm	41350	40.24.20	£4.03
Round to rectangular adaptor	40700	40.50.20	£3.41

5" Circular Spigot

Item	Code	Price code	Price (RRP)
90° Elbow bend	55400	40.89.20	£4.96
Cowled wall outlet	1241B	40.96.20	£4.48
Flexible ducting connector	515C	40.73.10	£2.28
Gravity shutter outlet	1182LB	40.24.20	£4.03
Metal hose clips	1110	40.60.10	£1.76
PVC flexible ducting hose 1m	10251	40.43.20	£3.89
PVC flexible ducting hose 3m	5753	40.24.60	£10.70
PVC flexible ducting hose 6m	5756	40.08.21	£21.33
Reducer 6" > 5"	65118	40.40.30	£5.07
Rigid pipe 1m	51900	40.87.80	£14.63
Rigid pipe 350mm	51350	40.51.30	£5.26
Round to rectangular adaptor	55700	40.43.30	£5.57

4" Rectangular Spigot

Item	Code	Price code	Price (RRP)
90° Horizontal bend	40500	40.22.20	£3.71
90° Vertical bend	40600	40.22.20	£3.71
Cowled wall outlet	41030B	40.45.20	£4.24
Flat channel clip	41220	40.05.00	£0.83
Flat channel connector	40200	40.98.00	£1.49
Flat channel ducting 1.5m	40150	40.65.50	£9.27
Flat channel ducting 1m	40100	40.17.30	£6.18
Gravity shutter outlet	41010B	40.11.20	£3.51
PVC flexible ducting 3m	10212	40.35.80	£14.21

5" Rectangular Spigot















Item	Code	Price code	Price (RRP)
90° Horizontal bend	55500	40.17.30	£6.18
90° Vertical bend	55600	40.69.20	£4.94
Flat channel clip	51220	40.96.00	£1.14
Flat channel connector	55200	40.24.20	£4.03
Flat channel ducting 1.5m	55150	40.32.70	£12.06
Flat channel ducting 1m	55100	40.28.40	£8.03
PVC flexible ducting 3m	10252	40.88.01	£18.13

Colour of Fittings

Whilst internal fittings are white to ensure that they are as inconspicuous as possible, wall outlets are brown in colour to blend in with most external walls.

Sensio Icons Explained

All products on the following pages have their own unique features. These icons will act as a guide.

 Chrome Finish	 Cool LED Colour	 Dimmable	 120°	 35,000 hrs	 2.5 metres
FINISH COLOUR	LED COLOUR TEMPERATURE	DIMMABLE	BEAM ANGLE	LED LIFE IN HOURS	PRODUCT CABLE LENGTH
 2 per m	 Prismatic	 SLS	 Bluetooth	 ON/OFF SWITCH	 COB
NO OF LEDS PER METRE	PRISMATIC LED TECHNOLOGY	SURFACE LIGHT SOURCE – NO VISIBLE LED POINTS	BLUETOOTH	ON/OFF SWITCH	CHIP ON BOARD LED TECHNOLOGY
 BUILT-IN SENSOR SWITCH	 IDEAL FOR RETRO FITTING	 Rechargeable	 BATTERY OPERATED (AA OR AAA)	 iOS	 RGB
BUILT-IN SENSOR SWITCH	IDEAL FOR RETRO FITTING	RECHARGEABLE LITHIUM-ION BATTERY	BATTERY OPERATED (AA OR AAA)	SENSIO APP CONTROLLED	COLOUR CHANGING
 3-IN-1 TRITONE COLOUR	 WIRELESS CHARGING	 IP	 DEMISTER PAD	 INFRARED SENSOR	 SHAVER SOCKET
3-IN-1 TRITONE COLOUR	WIRELESS CHARGING	INDICATES PROTECTION AGAINST WATER	DEMISTER PAD	INFRARED SENSOR	SHAVER SOCKET

Lighting designed through innovation

sensio[®]
furniture lighting solutions



Kitchen and Bathroom Lighting

No dream kitchen or bathroom is complete without the addition of good lighting adding the ultimate finishing touch.

We are pleased to offer from stock a selection of Sensio lighting solutions to make your new kitchen or bathroom sparkle!

Introduce mood lighting and add storage space to your kitchen or bathroom with illuminated shelving.

sensio[®]
furniture lighting solutions

Under Cabinet Spot Lighting

Hype TrioTone™

LED Surface/Recessed Light



- Available in cool white and warm white or choose the 3 in 1 and select between cool/natural/warm via the switch located on the back of the fitting.
- Fitting supplied with collar for surface mounting
- Sleek appearance
- Diffused light - no visible dots
- Luminous efficacy of 79-91 lm/W




Bermuda TrioTone™

LED Triangle Light



- Available in cool white and warm white or choose the 3 in 1 and select between cool/natural/warm via the switch located on the back of the fitting.
- Stainless steel fitting great for both contemporary and traditional kitchen
- Diffused light - no visible dots
- Luminous efficacy of 79-91 lm/W



Hype TrioTone™

Product	Code	Sensio Code	Price Code	Price (RRP)
Single Light - Cool White	BPL1013	SE90050C0	40.86.70	£12.80
2 Light Kit - Cool White	BPL1014	SE90050C2	40.85.32	£39.30
3 Light Kit - Cool White	BPL1015	SE90050C3	40.11.13	£51.84
Single Light - Warm White	BPL1016	SE90050W0	40.86.70	£12.80
2 Light Kit - Warm White	BPL1017	SE90050W2	40.85.32	£39.30
3 Light Kit - Warm White	BPL1018	SE90050W3	40.11.13	£51.84
Single Light - Colour Selectable	BPL1010	SE21100	40.83.01	£17.30
2 Light Kit - Colour Selectable	BPL1011	SE21100K2	40.78.82	£48.12
3 Light Kit - Colour Selectable	BPL1012	SE21100K3	40.40.93	£65.07

Bermuda TrioTone™

Product	Code	Sensio Code	Price Code	Price (RRP)
Single Light - Cool White	BPL1004	SE90010C0	40.88.80	£14.80
2 Light Kit - Cool White	BPL1005	SE90010C2	40.39.52	£43.22
3 Light Kit - Cool White	BPL1006	SE90010C3	40.46.43	£57.73
Single Light - Warm White	BPL1007	SE90010W0	40.88.80	£14.80
2 Light Kit - Warm White	BPL1008	SE90010W2	40.39.52	£43.22
3 Light Kit - Warm White	BPL1009	SE90010W3	40.46.43	£57.73
Single Light - Colour Selectable	BPL1001	SE21000	40.22.11	£18.70
2 Light Kit - Colour Selectable	BPL1002	SE21000K2	40.25.03	£50.86
3 Light Kit - Colour Selectable	BPL1003	SE21000K3	40.25.14	£69.19

Alti

Square Prismatic™ LED Light



- Featuring Prismatic™ LED technology
- Contains an innovative diffuser with an etched design to completely diffuse light
- Super thin depth of 6mm
- Great for kitchens without a pelmet
- No visible diodes
- Superbly bright output
- Maximum luminous efficacy of 91lm/W



Pad 2

Prismatic™ LED Light



- Featuring Prismatic™ LED technology
- Contains an innovative diffuser with an etched design to completely diffuse light
- Discreet 7mm depth
- Elongated light panel to allow for an increased spread of light across the worktop
- No visible diodes reflect on the worktop
- Superb bright light output
- Maximum luminous efficacy of 88 lm/W



Alti

Product	Code	Sensio Code	Price Code	Price (RRP)
Single Light - Cool White	BPL1019	SE21006C0	40.65.01	£17.60
2 Light Kit - Cool White	BPL1020	SE21006C2	40.99.13	£53.31
3 Light Kit - Cool White	BPL1021	SE21006C3	40.43.24	£70.56
Single Light - Warm White	BPL1022	SE21006W0	40.65.01	£17.60
2 Light Kit - Warm White	BPL1023	SE21006W2	40.99.13	£53.31
3 Light Kit - Warm White	BPL1024	SE21006W3	40.43.24	£70.56

Pad 2

Product	Code	Sensio Code	Price Code	Price (RRP)
Single Light - Cool White	BPL1025	SE22006C0	40.08.91	£33.00
2 Light Kit - Cool White	BPL1026	SE22006C2	40.01.05	£83.50
3 Light Kit - Cool White	BPL1027	SE22006C3	40.15.96	£115.84
Single Light - Warm White	BPL1028	SE22006W0	40.08.91	£33.00
2 Light Kit - Warm White	BPL1029	SE22006W2	40.01.05	£83.50
3 Light Kit - Warm White	BPL1030	SE22006W3	40.15.96	£115.84

Under Cabinet Spot Lighting

Pinto

LED Flat Disc Light



- Sleek bright and discreet
- Fitting is only 6mm deep
- 16 integrated LEDs
- Each fitting runs at only 1.5W or 4 fittings can be run from a single 6W driver
- Single to install, surface mount using 2 screws



Pinto

Product	Code	Sensio Code	Price Code	Price (RRP)
Single Light - Cool White	BPL1031	SE10138CW.24	40.03.30	£5.50
3 Light Kit - Cool White	BPL1032	SE10138CWK3.24	40.23.81	£30.38
Single Light - Warm White	BPL1033	SE10138WW.24	40.03.30	£5.50
3 Light Kit - Warm White	BPL1034	SE10138WWK3.24	40.23.81	£30.38

Extention Cable

Product	Code	Sensio Code	Price Code	Price (RRP)
LED Link Cable - 2.5m	BPL1035	SE9009	40.23.10	£2.20

Quadra Pro IR

LED Colour Temperature Changeable Under Cabinet Light



- LED technology for long service life
- Stylish and easy to install
- Ideal for under cabinet lighting
- High light output
- In built infra-red sensor for detection as well as colour changing function
- Fittings can be daisy chained for simple installation
- Can be used as an over cabinet light by purchasing mounting brackets



Quadra Modern

NEW

Product	Code	Sensio Code	Price Code	Price (RRP)
Single Light - Without Sensor (2.5w)	BPL1127	SE21192P0	40.11.91	£31.85
3 Light Kit - Without Sensor (7.5w)	BPL1128	*SE21392P3	40.32.85	£97.06

Over Cabinet Mounting Bracket (optional)

NEW

Product	Code	Sensio Code	Price Code	Price (RRP)
Mounting Bracket	BPL1129	SE240920	40.27.00	£1.21

*Includes: 1 x SE21192P0, 2 x SE1004100, 1 x SE791990


Plinth Lighting

Luce

LED Square Plinth Light



- Super thin with invisible LEDs
- Stainless steel surround
- 6 diffused integrated LEDs
- No visible LED points
- Light sits flush to plinth
- Fittings can be daisy chained together



Luce

Product	Code	Sensio Code	Price Code	Price (RRP)
Single Light - Cool White	BPL1042	SE15090C0	40.57.20	£4.58
4 Light Kit - Cool White	BPL1044	SE15090C4	40.03.91	£32.16
Single Light - Warm White	BPL1043	SE15090W0	40.57.20	£4.58
4 Light Kit - Warm White	BPL1045	SE15090W4	40.03.91	£32.16

Halo TrioTone™

Colour Temperature Switchable Plinth Light



- LED technology for long service life
- Stylish and easy to install
- Ideal for use on kitchen plinth boards
- Switch colour temperature to preferred settings (warm, natural or cool)
- High light output
- Fittings can be daisy chained for simple installation
- Available individually or as a pack of 4 or 8
- Diffused cover, no visible LEDs



Halo TrioTone™

NEW

Product	Code	Sensio Code	Price Code	Price (RRP)
Single Light Kit (0.5w)	BPL1130	SE150000	40.73.50	£8.95
4 Light Kit (2w)	BPL1131	SE150004	40.04.92	£29.40
8 Light Kit (4w)	BPL1132	SE150008	40.04.05	£84.00

Strip Lighting

Viva Multi LED Flexible Strip

- Extremely low energy consumption, only 5W per 2000mm
- Self-adhesive 3M tape on back for installation
- Male and female ends allow you to create required length
- Can be cut to length (every 50mm)
- Cut the strip ONCE & re-use the cut off section using cut joining connector



Product	Code	Sensio Code	Price Code	Price (RRP)
500mm - Cool White	BPL1056	SE10645C0	40.60.60	£10.10
2000mm - Kit - Cool White	BPL1058	SE10625C1	40.18.82	£48.02
500mm - Warm White	BPL1057	SE10645W0	40.60.60	£10.10
2000mm - Kit - Warm White	BPL1059	SE10625W1	40.18.82	£48.02

Product	Code	Sensio Code	Price Code	Price (RRP)
Driver Connection Lead - 2500mm	BPL1060	SE10314	40.62.10	£2.10
Corner Connection - 50mm	BPL1061	SE10316	40.20.10	£1.70
Inter Connecting Lead - 1500mm	BPL1062	SE10317	40.02.10	£2.00
Mini Cut Connector	BPL1063	SE10318MCC	40.05.10	£2.50

PRIMO 2 5M Clip LED Flexible Strip



- Registered Design Right - 6024616
- Can be cut and re-used up to 50 times
- Illuminate several areas of a room with one strip
- Self-adhesive 3M tape on back for fitting for installation
- Supplied on a 5m reel
- Can be cut to length (every 100mm)
- Suitable for multiple area – including plinth, over/under cabinet
- IP20 rated – protected against solid objects over 12mm (e.g. fingers)



*30w driver included

Product	Code	Sensio Code	Price Code	Price (RRP)
5000mm - Cool White (18w)	BPL1133	SE10755C0	40.04.92	£49.00
5000mm - Cool White (18w)*	BPL1125	SE10755C1	40.62.94	£82.11
5000mm - Warm White (18w)	BPL1134	SE10755W0	40.04.92	£49.00
5000mm - Warm White (18w)*	BPL1126	SE10755W1	40.62.94	£82.11

Product	Code	Sensio Code	Price Code	Price (RRP)
Driver Connection Lead - 2500mm	BPL1135	SE101080	40.40.20	£3.40
Joining Clip	BPL1136	SE100050	40.27.00	£1.20
Joining Lead - 1500mm	BPL1137	SE100750	40.22.20	£3.70
Flexible Strip Corner Connector	BPL1138	SE101050	40.02.10	£2.00
Extension Cable - 2500mm	BPL1139	SE9009	40.05.10	£2.50

Sigma Bendable LED Flexible Strip

- Strip has a unique PCB board cut in a 'zigzag' shape with amazing flexibility, allowing you bend the strip along 2 axes
- Strip can be bent around 90 degree corners without the need for corner cables or starting a new run of strip
- Available in a 5m reel with self-adhesive 3M tape on back for installation
- Can be cut to length (every 100mm)



Product	Code	Sensio Code	Price Code	Price (RRP)
5m S-Bend - Cool White	BPL1064	SE10255C0	40.07.53	£59.50
5m S-Bend - Kit - Cool White	BPL1065	SE10255C1	40.96.45	£91.14
5m S-Bend - Warm White	BPL1066	SE10255W0	40.07.53	£59.50
5m S-Bend - Kit - Warm White	BPL1067	SE10255W1	40.96.45	£91.14

Product	Code	Sensio Code	Price Code	Price (RRP)
End Cap/Interconnecting Clip	BPL1068	SE100050	40.27.00	£1.20
Corner Connector - 50mm	BPL1069	SE101050	40.02.10	£2.00
Interconnection Cable - 1.5m	BPL1070	SE100750	40.22.20	£3.70
Driver Connection Cable - 2.5m	BPL1071	SE101080	40.40.20	£3.40

CCT Connex - 240V Colour Changing LED Strip Light



- CCT Colour Changing Cool, Natural & Warm White
- The LED alternative to T5 with no visible LEDs
- Extremely high light output for effective task lighting
- Mains fitting for simple installation
- Can be interlinked
- Supplied with 1m of bare ended mains cable for simple installation
- No driver required



Product	Code	Sensio Code	Price Code	Price (RRP)
T5 LED Strip Light 222mm (Switch)	BPL1050	SE100390	40.90.90	£15.15
T5 LED Strip Light 343mm (Switch)	BPL1051	SE100490	40.83.01	£17.30
T5 LED Strip Light 524mm (Switch)	BPL1052	SE100590	40.81.21	£20.29
T5 LED Strip Light 904mm (Switch)	BPL1053	SE100690	40.28.21	£21.36

Product	Code	Sensio Code	Price Code	Price (RRP)
250mm Lead	BPL1054	SE101190	40.58.00	£1.42
500mm Lead	BPL1055	SE101290	40.80.10	£1.79

Lighting Controls

Cannon

In Cabinet / Swipe Switch

- Three functions
- Dimming, Swipe and In Cabinet
- Surface mounted or recessed
- 5cm detection range



Cannon

Product	Code	Sensio Code	Price Code	Price (RRP)
In Cabinet Switch	BPL1092	SE40516.1	40.80.01	£16.80

Moda

Dimming Sensor Switch

- Three functions
- Dimming, Swipe and In Cabinet
- Surface mounted
- 5cm detection range



Moda

Product	Code	Sensio Code	Price Code	Price (RRP)
Dimming On / Off Switch	BPL1093	SE40520C	40.40.11	£18.40

Drivers

- Required to power low voltage LED lighting
- Each driver's mains cable is 1.5m
- 1. Each driver can run a number of lights. Simply divide the wattage of the driver by the wattage of a single light and this will tell you exactly how many lights can be run by the driver.

Example: 15W driver with 3W lights – $15 \div 3 = 5$ lights

2. Sensio drivers are available in various wattages. Simply work out the best option dependent on the number of lights you have.

Note: Drivers have a limited number of ports to connect your lights to.

A driver with 12 ports is therefore limited to a maximum of 12 lights.

See the table for the number of ports.



Drivers

Product	Code	Sensio Code	Price Code	Price (RRP)
6W Driver with 4 Port - 24V	BPL1094	SE40553	40.07.80	£14.50
15W Driver with 6 Port - 24V	BPL1095	SE40555	40.25.11	£19.20
30W Driver with 12 Port - 24V	BPL1096	SE40556	40.48.81	£31.40
60W Driver with 12 Port - 24V	BPL1097	SE40557.1	40.07.92	£49.50

Aluminium Profiles

Beam

Angled Aluminium Profile

- Mounting brackets and end caps supplied with each profile
- Angled to spread evenly diffused light
- 16mm x 16mm
- 10mm inner channel
- Silver finished end caps
- Opal PC cover to diffuse the LED points



Beam

Product	Code	Sensio Code	Price Code	Price (RRP)
1000mm - Angled Profile	BPL1088	SE982120	40.28.50	£9.70
2200mm - Angled Profile	BPL1089	SE982220	40.63.21	£20.60
Additional End Cap Set	BPL1090	SE983050	40.84.00	£0.80
Additional Mounting Bracket Set	BPL1091	SE984050	40.84.00	£0.80

Linia

Recessed Aluminium Profile

- Mounting brackets and end caps supplied with each profile
- Angled to spread evenly diffused light
- 16mm x 16mm
- 10mm inner channel
- Silver finished end caps
- Opal PC cover to diffuse the LED points



Linia

Product	Code	Sensio Code	Price Code	Price (RRP)
1000mm - Recessed Profile	BPL1081	SE980120	40.88.50	£9.80
2200mm - Recessed Profile	BPL1082	SE980220	40.88.11	£19.80
2 x Additional End Caps	BPL1083	SE980050	40.24.00	£0.70

Fino

Surface Mounted Aluminium Profile

- End caps and mounting brackets supplied with each profile
- Perfect for use inside cabinets, larders or wardrobes
- Streamlined finish
- Flexible and easy to install
- Streamlined finish



Fino

Product	Code	Sensio Code	Price Code	Price (RRP)
1000mm - Surface Mounted Profile	BPL1084	SE981120	40.46.50	£9.40
2200mm - Surface Mounted Profile	BPL1085	SE981220	40.26.01	£17.70
2 x Additional End Caps	BPL1086	SE982050	40.24.00	£0.70
2 x Additional Mounting Bracket Set	BPL1087	SE981050	40.42.00	£0.40

Spot / Mirror Lights

TrioTone™ IP65 Fire Rated Downlight



- Features TrioTone™ technology which allows the light source to be changed between cool white, natural white and warm white with the press of a button
- 90 minute fire rating
- No driver required
- Lamp sits close to glass for increased beam angle
- Comes with 3 different bezels (white, brushed steel and chrome finishes)



TrioTone™ IP65 Down Light

NEW

Product	Code	Sensio Code	Price Code	Price (RRP)
Fire Rated Down Light – 8w	BPL1140	SE62095TO	40.60.91	£31.78

Illuminated Mirrors

Reagan Soft Edge Backlit LED Mirror



- H: 800mm x W: 600mm x D: 60mm
- Backlit LED's which provide an elegant glow
- Touch sensor activation and demister pad
- Equal light distribution is perfect for shadow reduction
- Colour changing technology enables the mirror to switch between task and mood lighting



Reagan

NEW

Product	Code	Sensio Code	Price Code	Price (RRP)
LED Mirror	BPL1141	SE30772CO	40.05.241	£237.50

Luna Round Diffused LED Mirror



- Diameter: 600mm x D: 30mm
- Mirror is fully illuminated which provides a stunning atmospheric glow
- Integrated demister pad will ensure that the mirror stays perfectly clear
- Infrared switch ensure that the mirror face stays clear of finger marks



Luna

NEW

Product	Code	Sensio Code	Price Code	Price (RRP)
LED Mirror	BPL1142	SE30783CO	40.05.421	£207.50

Illuminated Mirrors

Glimmer 500 / 900 / 1200 Dimmable LED Mirror



- H: 600mm x D: 40mm
- Three widths available; 500mm, 900mm, 1200mm
- Integrated infrared sensor means the lights can be switched on/off with the swipe of a hand
- Integrated demister pad ensures the mirror remains clear in steam filled bathrooms
- Can be hung portrait or landscape
- Dimmable LED border, adjust the brightness of the light as required



Glimmer

Product	Code	Sensio Code	Price Code	Price (RRP)
Dimmable LED Mirror - 500mm	BPL1110	SE30726CO	40.63.531	£225.60
Dimmable LED Mirror - 900mm	BPL1111	SE30736CO	40.11.861	£280.18
Dimmable LED Mirror - 1200mm	BPL1112	SE30746CO	40.96.802	£347.81

Isla Battery Powered LED Mirror



- H: 500mm x W: 390mm x D: 30mm
- This mirror is battery powered and requires 8 x AA batteries (not included)
- Also suitable for use with rechargeable batteries
- Rocker switch to activate lights
- A great option for retro-fitting
- Anyone can easily install the mirror as no wiring or electrician is required



Isla

Product	Code	Sensio Code	Price Code	Price (RRP)
LED Mirror	BPL1108	SE30466CO	40.73.05	£83.94

Kai LED Mirror



- H: 700mm x W: 500mm x D: 30mm
- Integrated infrared sensor means the lights can be switched on/off with the swipe of a hand
- Full sized integrated demister pad ensures the mirror remains clear in steam filled bathrooms
- Features a shaver socket suitable for electric shavers and toothbrushes.
- The mirror is rotation ready so can be hung portrait or landscape



Isla

Product	Code	Sensio Code	Price Code	Price (RRP)
Slimline LED Mirror	BPL1109	SE30696CO.1	40.15.69	£160.85

Pull Up Sockets

SensioPod

Bluetooth Pull Up Socket with 2 x USB



- Multi-functional product: power, Bluetooth audio and USB
- Two USB ports integrated to charge USB devices
- Slim profile with aluminium casing
- IP54 rated with in-built water channels
- Quick-release catch for secure closing
- Neon green control switch to stop appliance being left on to save energy



SensioPod+

Pull Up Socket with 2 x USB



- Die cast metal top in choice of 3 finishes: Chrome, Black Nickel and Stainless Steel
- Two USB ports integrated to charge USB devices
- Maximum allowance across both ports is 2100mA



SensioPod				NEW
Product	Code	Sensio Code	Price Code	Price (RRP)
Bluetooth Pull Up Socket	BPL1143	SE890920	40.85.001	£167.64

SensioPod+				
Product	Code	Sensio Code	Price Code	Price (RRP)
Pull Up Socket - Chrome	BPL1116	SE80050CH	40.23.07	£117.20
Pull Up Socket - Black Nickel	BPL1117	SE80050GM	40.23.07	£117.20
Pull Up Socket - Stainless Steel	BPL1118	SE80050SS	40.23.07	£117.20

Rechargeable Battery Cabinet Light

Magnum

LED Rechargeable Battery Light



- LED Technology for long service life
- Cost effective solution (no electrical installation required)
- Ideal for wardrobes and kitchen cabinets
- Integrated PIR sensor
- Integrated USB charger
- Diffused cover
- Rapid battery charge time (<2 hours)



Magnum				NEW
Product	Code	Sensio Code	Price Code	Price (RRP)
Cabinet Light - Stainless Steel	BPL1144	SE3300NO	40.62.31	£22.10
Cabinet Light - Chrome	BPL1145	SE3301NO	40.77.31	£22.95





The Widest Choice

Whichever wood or stone design you're thinking of, Quick-Step® has it. Choose from the unique designs contained in fourteen different ranges.



Super-easy to lay

Thanks to the fantastic Uniclic system, you can lay Quick-Step® floor in one click and it's always perfect.



Wear and scratch resistant

The protective layer is highly resistant to wear. Scratch guard, the latest Quick-Step® innovation, now provides an even more scratch resistant top layer

25
YEAR
WARRANTY
DOMESTIC USE

LIFETIME
UNICLIC
WARRANTY
DOMESTIC USE

25 Year warranty

Quick-Step® provides no less than a 25 year warranty on wear and a lifetime warranty on the Uniclic and Unilink system.



Quick-Step® Concept Display Stands

Various display stands are available. Please see your local Blackheath area sales manager for further details.

If you don't have an account with us please call **0121 561 4245** and we will send you an account application form.

Quick-Step® Livyn Ambient Click | Black Slate



Flooring and Accessories

It's easy to trip up when faced with flooring decisions.

Blackheath Products range of flooring options offers you great choice and value.

Our flooring accessories will help you make light work of installation, finishing and maintenance.



LIVYN


Quick-Step® Impressive

Quick-Step® Impressive a whole new generation of laminate floors. Water-resistant floors that look and feel more natural than ever before. Impressive comes in a wide range of 16 designs at a plank thickness of 8mm.

A 12mm plank thickness is also available in the Impressive Ultra range, contact us for further details.

Prices can be found on page 158





White Planks
Impressive IM1859



Soft Oak Light
Impressive IM1854



Concrete Wood Light Grey
Impressive IM1861



White Planks I Impressive IM1859



Saw Cut Oak Beige
Impressive IM1857



White Varnished Oak
Impressive IM3105



Classic Oak Beige
Impressive IM1847



Classic Oak Beige | Impressive IM1847



Sandblasted Oak Natural
Impressive IM1853



Natural Pine
Impressive IM1860



Classic Oak Natural | Impressive IM1848



Accessories

We have a range of innovative installation and finishing accessories to complete your Quick-Step® laminate floor.

See page 158

Impressive 8mm

Plank length	1380mm
Plank width	190mm
Plank thickness	8mm
Pack coverage	1.835m ²



Classic Oak Natural
Impressive IM1848



Soft Oak Natural
Impressive IM1855



Natural Varnished Oak
Impressive IM3106

HYDROSEAL WATER-REPELLENT COATING



Our new Impressive range comes complete with a HydroSeal water-repellent coating on the bevels, making it the ideal solution for rooms with high moisture levels such as bathrooms, kitchens and laundry rooms.



Scraped Oak Grey Brown
Impressive IM1850



Soft Oak Medium
Impressive IM1856



Saw Cut Oak Grey
Impressive IM1858



Saw Cut Oak Grey | Impressive IM1858



Classic Oak Brown
Impressive IM1849



Burned Planks
Impressive IM1862

Quick-Step® Impressive Prices and Accessories

In order to ensure a quality, quick and easy fit, we have shown here a range of accessories for tasks during installation, finishing and maintenance.



Thermo level



Quick-Step
basic plus underlay



Quick-Step door mat



Quick-Step scotia



Quick-Step standard
skirting board



Quick-Step
rustic skirting board



Quick-Step
stair profile



Quick-Step
incizo multi-functional
profile



Quick-Step
tenon saw



Quick-Step Installation
kit includes:
tapping block,
crowbar and wedges



Cleaning kit includes: floor mop, washable
microfibre cloth and hand spray

Quick-Step Impressive Laminate	Price code	Price (RRP)
Impressive 8mm (pack size 1.835m ²)	35.90.72	£41.69
Quick-Step Laminate Accessories	Price code	Price (RRP)
Basic standard underlay 15m ²	35.82.31	£20.44
Basic standard underlay 60m ²	35.23.16	£94.34
Basic plus underlay 15m ²	35.88.71	£27.51
Basic plus underlay 60m ²	35.34.66	£102.21
Thermo level 9m ²	35.22.62	£40.34
Installation kit	35.07.60	£10.31
Scotia 2400 x 17 x 17mm	35.56.20	£4.08
Skirting 2400 x 58 x 12mm	35.41.40	£6.36
Quick-step radiator covers (2 per pck) – brushed inox	35.39.90	£15.28
Quick-step radiator covers (2 per pck) – colour matched	35.61.40	£6.40
Incizo profile 2150mm x 48mm x 13mm – colour matched	35.35.41	£22.36
Metal profile with incizo tech 0.93m – silver	35.68.21	£19.78
Metal profile with incizo tech 2.7m – silver	35.36.62	£40.98
Incizo aluminium sub profile (stairs) 2150 x 71 x 17mm – silver	35.95.52	£39.37
Quick-step cleaning kit	35.33.41	£22.05
Quick-step cleanmop head	35.00.50	£7.70
Quick-step cleaner 750ml	35.79.40	£7.64

Quick-Step® Livyn Balance Click

Quick-Step® offers two new Livyn collections, each with unique designs: Balance, which comes in planks, and Ambient which has a tile format. Each of these floors radiates its own mood thanks to the real life details, beautiful surface structure and fascinating colour variations. The collection boasts twenty different looks.

Prices can be found on page 167



Canyon Oak Grey with Saw Cuts | BACL40030



Canyon Oak Light Brown with Saw Cuts | BACL40031



Vintage Chestnut Natural I | BACL40029



Silk Oak Light | BACL40052



Canyon Oak Light with Saw Cuts | BACL40128

Canyon Oak Light with Saw Cuts
BACL40128Velvet Oak Light
BACL40157Canyon Oak Beige
BACL40038Silk Oak Light
BACL40052Canyon Oak Grey with Saw Cuts
BACL40030Velvet Oak Beige
BACL40158



Canyon Oak Light Brown with Saw Cuts
BACL40031



Victorian Oak Natural
BACL40156



Drift Oak Beige
BACL40018



Cottage Oak Natural | Impressive BACL40025



Cottage Oak Natural
BACL40025



Vintage Chestnut Natural
BACL40029




Select Oak Light
BACL40032



Canyon Oak Natural
BACL40039



Silk Oak Warm Natural
BACL40130



Silk Oak Warm Natural | BACL40130



Classic Oak Natural | BACL40023



Classic Oak Natural
BACL40023



Select Oak Natural
BACL40033



Canyon Oak Brown
BACL40127



Velvet Oak Light
BACL40159



Canyon Oak Dark Brown with Saw Cuts
BACL40059



Silk Oak Dark Grey
BACL40060




For more information please refer to the latest version of the Quick-Step® Livyn flooring retail brochure.



Velvet Oak Brown
BACL40160



Cottage Oak Dark Brown
BACL40027



Accessories

We have a range of innovative installation and finishing accessories to complete your Quick-Step® Livyn floor.

See page 167

Livyn Balance Click

Plank length	1251mm
Plank width	187mm
Plank thickness	4.5mm
Pack coverage	2.105m ²



Cottage Oak Dark Brown | BACL40027

Quick-Step® Livyn Ambient Click



Black Slate | AMCL40035



Marble Carrara White
AMCL40136



Cream Travertin
AMCL40046



Light Grey Travertin
AMCL40047



Accessories

We have a range of innovative installation and finishing accessories to complete your Quick-Step® Livyn floor.

See page 167

Livyn Ambient Click

Plank length	1300mm
Plank width	320mm
Plank thickness	4.5mm
Pack coverage	2.08m ²




Grey Slate
AMCL40034




Black Slate
AMCL40035



Minimal Taupe
AMCL40141




Vibrant Sand
AMCL40137



Vibrant Medium Grey
AMCL40138



Light Grey Travertin | AMCL40047




Minimal Light Grey
AMCL40139




Minimal Medium Grey
AMCL40140

Quick-Step® Livyn Click Prices and Accessories

In order to ensure a quality, quick and easy fit, we have shown here a range of accessories for tasks during installation, finishing and maintenance of your Quick-Step® Livyn Click floor.



Quick-Step Livyn underlay



Quick-Step Livyn sunheat underlay



Quick-Step Livyn glue



Quick-Step Livyn installation kit



Quick-Step Livyn glue trowel



Quick-Step Livyn click skirting board

Quick-Step Livyn Click	Price code	Price (RRP)
Livyn Balance Click (pack size 2.105m ²)	35.29.24	£66.03
Livyn Ambient Click (pack size 2.08m ²)	35.29.24	£66.03
Quick-Step Livyn Click Accessories	Price code	Price (RRP)
Livyn underlay 15m ²	35.34.53	£54.51
Livyn sunheat underlay 10m ²	35.53.63	£55.93
Glue 15kg tub	35.02.25	£80.31
Glue 6kg tub	35.52.32	£35.78
Livyn installation kit	35.42.11	£17.30
Quick-step glue trowel	35.44.20	£3.75
Livyn cutting knife	35.51.22	£34.07
Balance Click skirting 2000mm x 48mm x 12mm – colour matched	35.92.40	£6.59
Ambient Click skirting 2000mm x 48mm x 12mm – colour matched	35.92.40	£6.59
Click expansion profile – silver	35.36.31	£20.97
Click adapter profile – silver	35.36.31	£20.97
Click end profile – silver	35.36.31	£20.97
Multi-function profile – silver	35.63.71	£26.71

Choose Click

Installing a Quick-Step® Livyn floor is simple thanks to the patented Uniclic® Multifit for Livyn click system. This system is highly user-friendly, quicker to install and a lot more solid than other systems. We have shown here a range of accessories for tasks during the installation, finishing and maintenance.

WHY USE A QUICK-STEP® LIVYN UNDERLAY?

Installing the right underlay has a major impact on the final look, quality and comfort of your Quick-Step® Livyn floor. The high-quality Livyn underlay is easy to install, creates a level base for your new floor and provides excellent acoustic insulation.

- A Quick-Step® Livyn underlay levels and helps to **prevent irregularities and pressure marks**
- It offers good **sound insulation properties** towards the room below and **reduces creaking noises** when you walk across the floor
- This strong and durable underlay is **ideal for the Uniclic® Multit click system**
- It is perfectly suitable for **floor heating and/or cooling**.

Choose Glue

If you prefer to glue your floor, the Quick-Step® range also includes a special glue for Livyn floors. This glue is of the highest quality and was specially developed in conjunction with the glue specialist soudal.

WHY USE A QUICK-STEP® LIVYN GLUE?

- **Spreads easily**, guarantees fast adhesion and offers the highest strength
- **Doesn't run out** after spreading and provides the best stability in the market
- **Prevents gaps in the floor** caused by temperature differences
- **Damp-proof** and therefore ideal for a Livyn floor
- Perfectly suitable for **floor heating and/or cooling**.



THE CUSTOMER'S ATTENTION IS PARTICULARLY DRAWN TO THE PROVISIONS OF CLAUSE 12.

1. INTERPRETATION

1.1 Definitions. In these Conditions, the following definitions apply:

Blackheath: Blackheath Products Limited registered in England and Wales with company number 597879.

Business Day: a day other than a Saturday, Sunday or public holiday in England when banks in London are open for business.

Commencement Date: has the meaning set out in clause 2.2.

Conditions: these terms and conditions as amended from time to time in accordance with clause 15.7.

Contract: the contract between Blackheath and the Customer for the supply of Goods and/or Design Services in accordance with these Conditions. Customer: the person or firm who purchases the Goods and/or Design Services from Blackheath.

Deliverables: the design set out in the Order.

Delivery Location: has the meaning set out in clause 4.2.

Design Services: the design services, including the Deliverables, supplied by Blackheath to the Customer as set out in the Design Service Specification below.

Design Service Specification: the description or specification for the Design Services provided in writing by Blackheath to the Customer.

Force Majeure Event: has the meaning given to it in clause 14.1.

Goods: the goods (or any part of them) set out in the Order.

Goods Specification: any specification for the Goods that is agreed in writing by the Customer and Blackheath.

Intellectual Property Rights: patents, rights to inventions, copyright and related rights, trade marks, business names and domain names, rights in get-up, goodwill and the right to sue for passing off, rights in designs, database rights, rights to use, and protect the confidentiality of, confidential information (including know-how), and all other intellectual property rights, in each case whether registered or unregistered and including all applications and rights to apply for and be granted, renewals or extensions of, and rights to claim priority from, such rights and all similar or equivalent rights or forms of protection which subsist or will subsist now or in the future in any part of the world.

Order: the Customer's order for the supply of Goods and/or Design Services, as set out in the Customer's purchase order form, or the Customer's written acceptance of Blackheath's quotation, or overleaf, as the case may be.

1.2 "Construction". In these Conditions, the following rules apply:

1.2.1 a **person** includes a natural person, corporate or unincorporated body (whether or not having separate legal personality);

1.2.2 a reference to a party includes its personal representatives, successors or permitted assigns;

1.2.3 a reference to a statute or statutory provision is a reference to such statute or statutory provision as amended or re-enacted. A reference to a statute or statutory provision includes any subordinate legislation made under that statute or statutory provision, as amended or re-enacted;

1.2.4 any phrase introduced by the terms **including**, **include**, **in particular** or any similar expression shall be construed as illustrative and shall not limit the sense of the words preceding those terms; and

1.2.5 a reference to **writing** or **written** includes faxes and e-mails.

2. BASIS OF CONTRACT

2.1 The Order constitutes an offer by the Customer to purchase Goods and/or Design Services in accordance with these Conditions.

2.2 The Order shall only be deemed to be accepted on the earlier of:

2.2.1 Blackheath issuing written acceptance of the Order;

2.2.2 Any act by Blackheath consistent with fulfilling the Order, at which point and on which date the Contract shall come into existence ("**Commencement Date**").

2.3 The Contract constitutes the entire agreement between the parties. The Customer acknowledges that it has not relied on any statement, promise, representation, assurance or warranty made or given by or on behalf of Blackheath which is not set out in the Contract.

2.4 Any samples, drawings, descriptive matter or advertising issued by Blackheath and any descriptions of the Goods or illustrations or descriptions of the Design Services contained in Blackheath's catalogues or brochures are issued or published for the sole purpose of giving an approximate idea of the Design Services and/or Goods described in them. They shall not form part of the Contract or have any contractual force.

2.5 These Conditions apply to the Contract to the exclusion of any other terms that the Customer seeks to impose or incorporate, or which are implied by trade, custom, practice or course of dealing.

2.6 Any quotation given by Blackheath shall not constitute an offer, and is only valid for a period of 30 days from its date of issue.

2.7 Any typographical, clerical or other error or omission in any sales literature, quotation, acceptance of offer, invoice or other document or information issued by Blackheath shall be subject to correction without liability on the part of Blackheath.

2.8 No Order which has been accepted by Blackheath may be cancelled by the Customer except with the agreement in writing of Blackheath or the terms that the Customer shall indemnify Blackheath in full against all loss (including the cost of all labour and materials used), damages, charges and expenses incurred by Blackheath as a result of cancellation.

2.9 The Customer shall comply with all applicable laws, statutes and

regulations relating to anti-bribery and anti-corruption including but not limited to the Bribery Act 2010.

2.10 All of these Conditions shall apply to the supply of both Goods and Design Services except where application to one or the other is specified.

3. GOODS

3.1 The Goods are described in Blackheath's catalogue and website as modified by any applicable Goods Specification.

3.2 Blackheath reserves the right to amend the specification of the Goods if required by any applicable statutory or regulatory requirements.

4. DELIVERY OF GOODS

4.1 Blackheath shall ensure that:

4.1.1 each delivery of the Goods is accompanied by a delivery note which shows the date of the Order, all relevant Customer and Blackheath reference numbers, the type and quantity of the Goods (including the code number of the Goods, where applicable), special storage instructions (if any) and, if the Order is being delivered by instalments, the outstanding balance of Goods remaining to be delivered; and

4.1.2 if Blackheath requires the Customer to return any packaging material to Blackheath, that fact is clearly stated on the delivery note. The Customer shall make any such packaging materials available for collection at such times as Blackheath shall reasonably request. Returns of packaging materials shall be at Blackheath's expense.

4.2 Blackheath shall deliver the Goods to the location set out in the Order or such other location as the parties may agree ("**Delivery Location**") at any time after Blackheath notifies the Customer that the Goods are ready.

4.3 Delivery of the Goods shall be completed on the Goods' arrival at the Delivery Location. Blackheath shall not be responsible for unloading the Goods at the Delivery Location and, for the avoidance of doubt, shall not be required to deliver the Goods anywhere other than kerbside at the Delivery Location.

4.4 Any dates quoted for delivery of the Goods are approximate only, and the time of delivery is not of the essence. Blackheath shall not be liable for any delay in delivery of the Goods that is caused by a Force Majeure Event or the Customer's failure to provide Blackheath with adequate delivery instructions or any other instructions that are relevant to the supply of the Goods.

4.5 If Blackheath fails to deliver the Goods, its liability shall be limited to the costs and expenses incurred by the Customer in obtaining replacement goods of similar description and quality in the cheapest market available, less the price of the Goods. Blackheath shall have no liability for any failure to deliver the Goods to the extent that such failure is caused by a Force Majeure Event, the Customer's failure to provide Blackheath with adequate delivery instructions for the Goods or any relevant instruction related to the supply of the Goods.

4.6 If the Customer fails to accept or take delivery of the Goods within three Business Days of Blackheath notifying the Customer that the Goods are ready, then except where such failure or delay is caused by a Force Majeure Event or by Blackheath's failure to comply with its obligations under the Contract in respect of the Goods:

4.6.1 delivery of the Goods shall be deemed to have been completed at 9.00am on the third Business Day following the day on which Blackheath notified the Customer that the Goods were ready; and

4.6.2 Blackheath shall store the Goods until delivery takes place, and charge the Customer for all related costs and expenses (including insurance).

4.7 If four Business Days after Blackheath notified the Customer that the Goods were ready for delivery the Customer has not taken delivery of them, Blackheath may resell or otherwise dispose of part or all of the Goods and, after deducting reasonable storage and selling costs, account to the Customer for any excess over the price of the Goods or charge the Customer for any shortfall below the price of the Goods.

4.8 Blackheath may deliver the Goods by instalments, which shall be invoiced and paid for separately. Each instalment shall constitute a separate contract. Any delay in delivery or defect in an instalment shall not entitle the Customer to cancel any other instalment.

5. QUALITY OF GOODS

5.1 Where Blackheath is not the manufacturer of the Goods, Blackheath shall endeavour to transfer to the Customer the benefit of any warranty or guarantee given to Blackheath.

5.2 Blackheath warrants that on delivery the Goods shall:

5.2.1 conform in all material respects with their description and any applicable Goods Specification;

5.2.2 be free from material defects in design, material and workmanship.

5.3 Subject to clause 5.5, if:

5.3.1 the Customer gives notice in writing within a reasonable time of discovery that some or all of the Goods do not comply with the warranty set out in clause 5.2;

5.3.2 Blackheath is given a reasonable opportunity of examining such Goods; and

5.3.3 the Customer (if asked to do so by Blackheath) returns such Goods and any strapping or packaging to Blackheath's place of business at the Blackheath's cost, Blackheath shall, at its option, repair or replace the defective Goods, or refund the price of the defective Goods in full.

5.4 Blackheath reserves the right to charge the Customer for the cost of inspection of the Goods and/or return of Goods where Blackheath deems the Goods to be in accordance with the warranty set out in clause 5.2.

5.5 Blackheath shall not be liable for the Goods' failure to comply with the warranty in clause 5.2 if:

5.5.1 the Customer makes any further use of such Goods after giving a notice in accordance with clause 5.4;

5.5.2 the defect arises because the Customer failed to follow Blackheath's oral or written instructions as to the storage, installation, commissioning, use or maintenance of the Goods or (if there are none) good trade practice;

5.5.3 the defect arises as a result of Blackheath following any drawing, design or Goods Specification supplied by the Customer;

5.5.4 the Customer alters or repairs such Goods without the written consent of Blackheath;

5.5.5 the defect arises as a result of fair wear and tear, wilful damage, negligence, or abnormal working conditions;

5.5.6 the Goods differ from their description or the Goods Specification as a result of changes made to ensure they comply with applicable statutory or regulatory standards;

5.5.7 the Goods comply with the tolerance margins adopted by the manufacturer of the Goods.

5.6 Except as provided in this clause 5, Blackheath shall have no liability to the Customer in respect of the Goods' failure to comply with the warranty set out in clause 5.2.

5.7 The terms of these Conditions shall apply to any repaired or replacement Goods supplied by Blackheath under clause 5.3.

6. TITLE AND RISK

6.1 The risk in the Goods shall pass to the Customer on completion of delivery.

6.2 Title to the Goods shall not pass to the Customer until:

6.2.1 Blackheath receives payment in full (in cash or cleared funds) for the Goods and any other goods that Blackheath has supplied to the Customer in respect of which payment has become due, in which case title to the Goods shall pass at the time of payment of all such sums

6.3 Until title to the Goods has passed to the Customer, the Customer shall:

6.3.1 store the Goods separately from all other goods held by the Customer so that they remain readily identifiable as Blackheath's property;

6.3.2 not remove, deface or obscure any identifying mark or packaging on or relating to the Goods;

6.3.3 maintain the Goods in satisfactory condition and keep them insured against all risks for their full price on Blackheath's behalf from the date of delivery;

6.3.4 notify Blackheath immediately if it becomes subject to any of the events listed in clause 13.1.1 to clause 13.1.11; and

6.3.5 give Blackheath such information relating to the Goods as Blackheath may require from time to time.

6.4 If before title to the Goods passes to the Customer the Customer becomes subject to any of the events listed in clause 13.1.1 to clause 13.1.11, then, without limiting any other right or remedy Blackheath may have:

6.4.1 the Customer's right to resell Goods or use them in the ordinary course of its business ceases immediately; and

6.4.2 Blackheath may at any time: (a) require the Customer to deliver up all Goods in its possession which have not been resold, or irrevocably incorporated into another product; and (b) if the Customer fails to do so promptly, enter any premises of the Customer or of any third party where the Goods are stored in order to recover them.

7. SUPPLY OF DESIGN SERVICES

7.1 Blackheath shall provide the Design Services to the Customer in accordance with the Design Service Specification in all material respects.

7.2 Blackheath shall use all reasonable endeavours to meet any performance dates for the Design Services, but any such dates shall be estimates only and time shall not be of the essence for the performance of the Design Services.

7.3 Blackheath shall have the right to make any changes to the Design Services which are necessary to comply with any applicable law or safety requirement, or which do not materially affect the nature or quality of the Design Services, and Blackheath shall notify the Customer in any such event.

7.4 Blackheath warrants to the Customer that the Design Services will be provided using reasonable care and skill.

8. CUSTOMER'S OBLIGATIONS

8.1 The Customer shall:

8.1.1 ensure that the terms of the Order and (if submitted by the Customer) the Goods Specification are complete and accurate;

8.1.2 co-operate with Blackheath in all matters relating to the Design Services;

8.1.3 provide Blackheath with such information and measurements as Blackheath may reasonably require to supply the Design Services, and ensure that such information is accurate in all material respects;

8.1.4 provide Blackheath with its written acceptance of the design arising from the Design Services before any work commences on the manufacture of Goods to that design.

8.2 If Blackheath's performance of any of its obligations in respect of the Design Services is prevented or delayed by any act or omission by the Customer or failure by the Customer to perform any relevant obligation ("**Customer Default**");

8.2.1 Blackheath shall without limiting its other rights or remedies have the right to suspend performance of the Design Services until the Customer remedies the Customer Default, and to rely on the Customer Default to relieve it from the performance of any of its obligations to the extent the Customer Default prevents or delays Blackheath's performance of any of its obligations;

8.2.2 Blackheath shall not be liable for any costs or losses sustained or incurred by the Customer arising directly or indirectly from Blackheath's failure or delay to perform any of its obligations as set out in this clause 8.2; and

8.2.3 the Customer shall reimburse Blackheath on written demand for any costs or losses sustained or incurred by Blackheath arising directly or indirectly from the Customer Default.

9. CHARGES AND PAYMENT

9.1 The price for Goods and Design Services shall be the price set out in the Order or, if no price is quoted, the price set out in Blackheath's published price list as at the date of delivery. The price of the Goods is exclusive of VAT and all costs and charges of packaging, insurance, transport of the Goods.

9.2 Blackheath reserves the right to increase the price of the Goods, by giving notice to the Customer at any time before delivery, to reflect any increase in the cost of the Goods to Blackheath that is due to:

9.2.1 any factor beyond the control of Blackheath (including foreign exchange fluctuations, increases in taxes and duties, and increases in labour, materials and other manufacturing costs);

9.2.2 any request by the Customer to change the delivery date(s), quantities or types of Goods ordered, or the Goods Specification; or

9.2.3 any delay caused by any instructions of the Customer in respect of the Goods or failure of the Customer to give Blackheath adequate or accurate information or instructions in respect of the Goods.

9.3 In respect of Goods and Design Services, Blackheath shall be entitled to invoice the Customer:

9.3.1 in the case of trade counter customers at the time of order; and

9.3.2 in the case of account Customers, at any time after completion of delivery.

9.4 Unless otherwise agreed in writing, the Customer shall pay each invoice submitted by Blackheath:

9.4.1 before the end of the month following the month in which the invoice is dated; and

9.4.2 in full and in cleared funds to a bank account nominated in writing by Blackheath, and time for payment shall be of the essence of the Contract.

9.5 For the avoidance of doubt, Blackheath shall be entitled to request payment up front at the time of order or delivery at its discretion, including without limitation where the Customer is a trade counter or account customer.

9.6 All amounts payable by the Customer under the Contract are exclusive of amounts in respect of value added tax chargeable from time to time ("VAT"). Where any taxable supply for VAT purposes is made under the Contract by Blackheath to the Customer, the Customer shall, on receipt of a valid VAT invoice from Blackheath, pay to Blackheath such additional amounts in respect of VAT as are chargeable on the supply of the Design Services or Goods at the same time as payment is due for the supply of the Design Services or Goods.

9.7 If the Customer fails to make any payment due to Blackheath under the Contract by the due date for payment, then the Customer shall pay interest on the overdue amount at the rate of 8% per annum above the Bank of England's base rate from time to time. Such interest shall accrue on a daily basis from the due date until actual payment of the overdue amount, whether before or after judgment. The Customer shall pay the interest together with the overdue amount.

9.8 The Customer shall pay all amounts due under the Contract in full without any set-off, counterclaim, deduction or withholding except as required by law. Blackheath may, without limiting its other rights or remedies, set off any amount owing to it by the Customer against any amount payable by Blackheath to the Customer.

10. INTELLECTUAL PROPERTY RIGHTS

All Intellectual Property Rights in or arising out of or in connection with the Design Services shall be owned by Blackheath.

11. CONFIDENTIALITY

A party ("receiving party") shall keep in strict confidence all technical or commercial know-how, specifications, inventions, processes or initiatives which are of a confidential nature and have been disclosed to the receiving party by the other party ("disclosing party"), its employees, agents or subcontractors, and any other confidential information concerning the disclosing party's business, its products and design services which the receiving party may obtain. The receiving party shall only disclose such confidential information to those of its employees, agents and subcontractors who need to know it for the purpose of discharging the receiving party's obligations under the Contract, and shall ensure that such employees, agents and subcontractors comply with the obligations set out in this clause as though they were a party to the Contract. The receiving party may also disclose such of the disclosing party's confidential information as is required to be disclosed by law, any governmental or regulatory authority or by a court of competent jurisdiction. This clause 11 shall survive termination of the Contract.

12. LIMITATION OF LIABILITY: THE CUSTOMER'S ATTENTION IS PARTICULARLY DRAWN TO THIS CLAUSE

12.1 Nothing in these Conditions shall limit or exclude Blackheath's liability for: 12.1.1 death or personal injury caused by its negligence, or the

negligence of its employees, agents or subcontractors;

12.1.2 fraud or fraudulent misrepresentation.

12.2 Subject to clause 12.1:

12.2.1 Blackheath shall under no circumstances whatever be liable to the Customer, whether in contract, tort (including negligence), breach of statutory duty, or otherwise, for any loss of profit, or any indirect or consequential loss arising under or in connection with the Contract; and 12.2.2 Blackheath's total liability to the Customer in respect of all other losses arising under or in connection with the Contract, whether in contract, tort (including negligence), breach of statutory duty, or otherwise, shall in no circumstances exceed the price paid for the Goods and/or Design Services.

12.3 For the avoidance of doubt, if the Customer limits its own liability to its own customers in respect of the Goods and/or Services to a level lower than Blackheath's liability has been limited in these Conditions, Blackheath shall only be liable to the Customer to the lesser amount the Customer has limited its own liability to.

12.4 The terms implied by sections 13 to 15 of the Sale of Goods Act 1979 and the terms implied by sections 3 to 5 of the Supply of Goods and Design Services Act 1982 are, to the fullest extent permitted by law, excluded from the Contract.

12.5 This clause 12 shall survive termination of the Contract.

13. TERMINATION

13.1 Without limiting its other rights or remedies, each party may terminate the Contract with immediate effect by giving written notice to the other party if:

13.1.1 the other party suspends, or threatens to suspend, payment of its debts or is unable to pay its debts as they fall due or admits inability to pay its debts or (being a company or limited liability partnership) is deemed unable to pay its debts within the meaning of section 123 of the Insolvency Act 1986 or (being an individual) is deemed either unable to pay its debts or as having no reasonable prospect of so doing, in either case, within the meaning of section 268 of the Insolvency Act 1986 or (being a partnership) has any partner to whom any of the foregoing apply;

13.1.2 the other party commences negotiations with all or any class of its creditors with a view to rescheduling any of its debts, or makes a proposal for or enters into any compromise or arrangement with its creditors other than (where a company) for the sole purpose of a scheme for a solvent amalgamation of that other party with one or more other companies or the solvent reconstruction of that other party;

13.1.3 a petition is filed, a notice is given, a resolution is passed, or an order is made, for or in connection with the winding up of the other party (being a company) other than for the sole purpose of a scheme for a solvent amalgamation of the other party with one or more other companies or the solvent reconstruction of that other party;

13.1.4 the other party (being an individual) is the subject of a bankruptcy petition or order;

13.1.5 a creditor or encumbrancer of the other party attaches or takes possession of, or a distress, execution, sequestration or other such process is levied or enforced on or sued against, the whole or any part of its assets and such attachment or process is not discharged within 14 days;

13.1.6 an application is made to court, or an order is made, for the appointment of an administrator or if a notice of intention to appoint an administrator is given or if an administrator is appointed over the other party (being a company);

13.1.7 the holder of a qualifying charge over the assets of the other party (being a company) has become entitled to appoint or has appointed an administrative receiver;

13.1.8 a person becomes entitled to appoint a receiver over the assets of the other party or a receiver is appointed over the assets of the other party;

13.1.9 any event occurs, or proceeding is taken, with respect to the other party in any jurisdiction to which it is subject that has an effect equivalent or similar to any of the events mentioned in clause 13.1.1 to clause 13.1.8 (inclusive);

13.1.10 the other party suspends, threatens to suspend, ceases or threatens to cease to carry on, all or substantially the whole of its business;

13.1.11 the other party's financial position deteriorates to such an extent that in Blackheath's opinion the Customer's capability to adequately fulfil its obligations under the Contract has been placed in jeopardy; or

13.1.12 the other party (being an individual) dies or, by reason of illness or incapacity (whether mental or physical), is incapable of managing his own affairs or becomes a patient under any mental health legislation.

13.2 Without limiting its other rights or remedies, Blackheath may terminate the Contract with immediate effect by giving written notice to the Customer if the Customer fails to pay any amount due under this Contract on the due date for payment.

13.3 Without limiting its other rights or remedies, Blackheath may suspend the supply of Design Services or all further deliveries of Goods under the Contract or any other contract between the Customer and Blackheath if the Customer fails to pay any amount due under this Contract on the due date for payment, the Customer becomes subject to any of the events listed in clause 13.1.1 to clause 13.1.11, or Blackheath reasonably believes that the Customer is about to become subject to any of them.

13.4 On termination of the Contract for any reason:

13.4.1 the Customer shall immediately pay to Blackheath all of Blackheath's outstanding unpaid invoices and interest and, in respect of Design Services supplied but for which no invoice has yet been submitted, Blackheath shall submit an invoice, which shall be payable

by the Customer immediately on receipt;

13.4.2 the accrued rights and remedies of the parties as at termination shall not be affected, including the right to claim damages in respect of any breach of the Contract which existed at or before the date of termination or expiry; and

13.4.3 clauses which expressly or by implication have effect after termination shall continue in full force and effect.

14. FORCE MAJEURE

14.1 For the purposes of this Contract, "Force Majeure Event" means an event beyond the reasonable control of Blackheath including but not limited to strikes, lock-outs or other industrial disputes (whether involving the workforce of Blackheath or any other party), failure of a utility service or transport network, act of God, war, riot, civil commotion, malicious damage, compliance with any law or governmental order, rule, regulation or direction, accident, breakdown of plant or machinery, fire, flood, storm or default of suppliers or subcontractors.

14.2 Blackheath shall not be liable to the Customer as a result of any delay or failure to perform its obligations under this Contract as a result of a Force Majeure Event.

14.3 If the Force Majeure Event prevents Blackheath from providing any of the Design Services and/or Goods for more than 4 weeks, Blackheath shall, without limiting its other rights or remedies, have the right to terminate this Contract immediately by giving written notice to the Customer.

15. GENERAL

15.1 Assignment and other dealings.

15.1.1 Blackheath may at any time assign, transfer, mortgage, charge, subcontract or deal in any other manner with all or any of its rights under the Contract and may subcontract or delegate in any manner any or all of its obligations under the Contract to any third party.

15.1.2 The Customer shall not, without the prior written consent of Blackheath, assign, transfer, charge, subcontract, declare a trust over or deal in any other manner with all or any of its rights or obligations under the Contract.

15.2 Notices.

15.2.1 Any notice or other communication given to a party under or in connection with this Contract shall be in writing, addressed to that party at its registered office (if it is a company) or its principal place of business (in any other case) or such other address as that party may have specified to the other party in writing in accordance with this clause, and shall be delivered personally or sent by prepaid first-class post or other next working day delivery service, or by commercial courier, fax or e-mail.

15.2.2 A notice or other communication shall be deemed to have been received: if delivered personally, when left at the address referred to in clause 15.2.1; if sent by pre-paid first class post or other next working day delivery service, at 9.00 am on the second Business Day after posting; if delivered by commercial courier, on the date and at the time that the courier's delivery receipt is signed; or, if sent by fax or e-mail, one Business Day after transmission.

15.2.3 The provisions of this clause shall not apply to the service of any proceedings or other documents in any legal action

15.3 Severance.

15.3.1 If any provision or part-provision of the Contract is or becomes invalid, illegal or unenforceable, it shall be deemed modified to the minimum extent necessary to make it valid, legal and enforceable. If such modification is not possible, the relevant provision or part-provision shall be deemed deleted. Any modification to or deletion of a provision or part-provision under this clause shall not affect the validity and enforceability of the rest of the Contract.

15.3.2 If any provision or part-provision of this Contract is invalid, illegal or unenforceable, the parties shall negotiate in good faith to amend such provision so that, as amended, it is legal, valid and enforceable, and, to the greatest extent possible, achieves the intended commercial result of the original provision.

15.4 **Waiver.** A waiver of any right under the Contract or law is only effective if it is in writing and shall not be deemed to be a waiver of any subsequent breach or default. No failure or delay by a party in exercising any right or remedy under the Contract or by law shall constitute a waiver of that or any other right or remedy, nor prevent or restrict its further exercise of that or any other right or remedy. No single or partial exercise of such right or remedy shall prevent or restrict the further exercise of that or any other right or remedy.

15.5 **No partnership or agency.** Nothing in the Contract is intended to, or shall be deemed to, establish any partnership or joint venture between any of the parties, nor constitute either party the agent of another party for any purpose. Neither party shall have authority to act as agent for, or to bind, the other party in any way.

15.6 **Third parties.** A person who is not a party to the Contract shall not have any rights to enforce its terms.

15.7 **Variation.** Except as set out in these Conditions, no variation of the Contract, including the introduction of any additional terms and conditions shall be effective unless it is agreed in writing and signed by Blackheath. For the avoidance of doubt, any variation to a term of the Contract shall not affect the remaining terms of these Conditions.

15.8 **Governing law.** This agreement and any dispute or claim arising out of or in connection with it or its subject matter or formation (including non-contractual disputes or claims) shall be governed by and construed in accordance with the law of England and Wales.

15.9 **Jurisdiction.** Each party irrevocably agrees that the courts of England and Wales shall have exclusive jurisdiction to settle any dispute or claim arising out of or in connection with this Contract or its subject matter or formation (including non-contractual disputes or claims).

NEW Website Now Live!

www.blackheathproducts.co.uk

To create your online account, simply click **Online Trade Registration** on our home page and follow the on screen instructions.



1000's of Products Online

We feature our entire product offering online. From worktops to kitchen furniture, flooring to decorative sheet materials - It's all there for you to browse through at any time of the day with just a few clicks of a mouse. With a handy search facility and advanced filtering, it's now even easier to find the item you are looking for.

Trade Only Secure Login

While anyone can view our website and see the products we have to offer, only registered trade customers can log in to the site and access prices and specific delivery information. This means you are free to let your customers browse the site without the worry of them accessing your prices or personal information

Buy with Confidence

We are pleased to announce we can now take payments via our website. Once logged in, you will have the option to pay for your order by credit/debit card, as well as other payment methods granted to you.

All online transactions are made via our payment gateway, powered and secured by WorldPay.™

Multiple secure payment methods accepted



Visit our online store on the address below or scan this QR code with your phone.
blackheathproducts.co.uk





Remarkable style, remarkably thin that's Spectra Slim-Edge Exclusive to Blackheath

Great design rarely shouts, but rather quietly commands. Such is the case with Spectra Slim-Edge worktops. Quick to install and impossible to ignore, they provide the perfect option for contemporary kitchens and utility areas.

At just 12mm in thickness, Spectra Slim-Edge is one of the thinnest work surfaces available on the market today. It's also one of the toughest too, not to mention most versatile and sophisticated.

Turn to page 39 to see the full Spectra Slim-Edge range.



Blackheath Products Limited

Units 1-4 Fairfield Park, Halesowen, West Midlands B62 9JL

www.blackheathproducts.co.uk

.....

Enquiry and Order Lines

Telephone. **0121 561 4245**

FreeFax. **0800 634 0113**

Email. **sales@blackheathproducts.co.uk**

If you have any difficulty finding a product, or have an order query regarding any of the products shown in this catalogue please contact our order line.

Registered in England #597879. This brochure supersedes all previous issues of 'Kitchen and Bathroom Products'. E&OE. The colours and finishes reproduced in this catalogue may vary from the actual colours due to the limitations of the printing process.